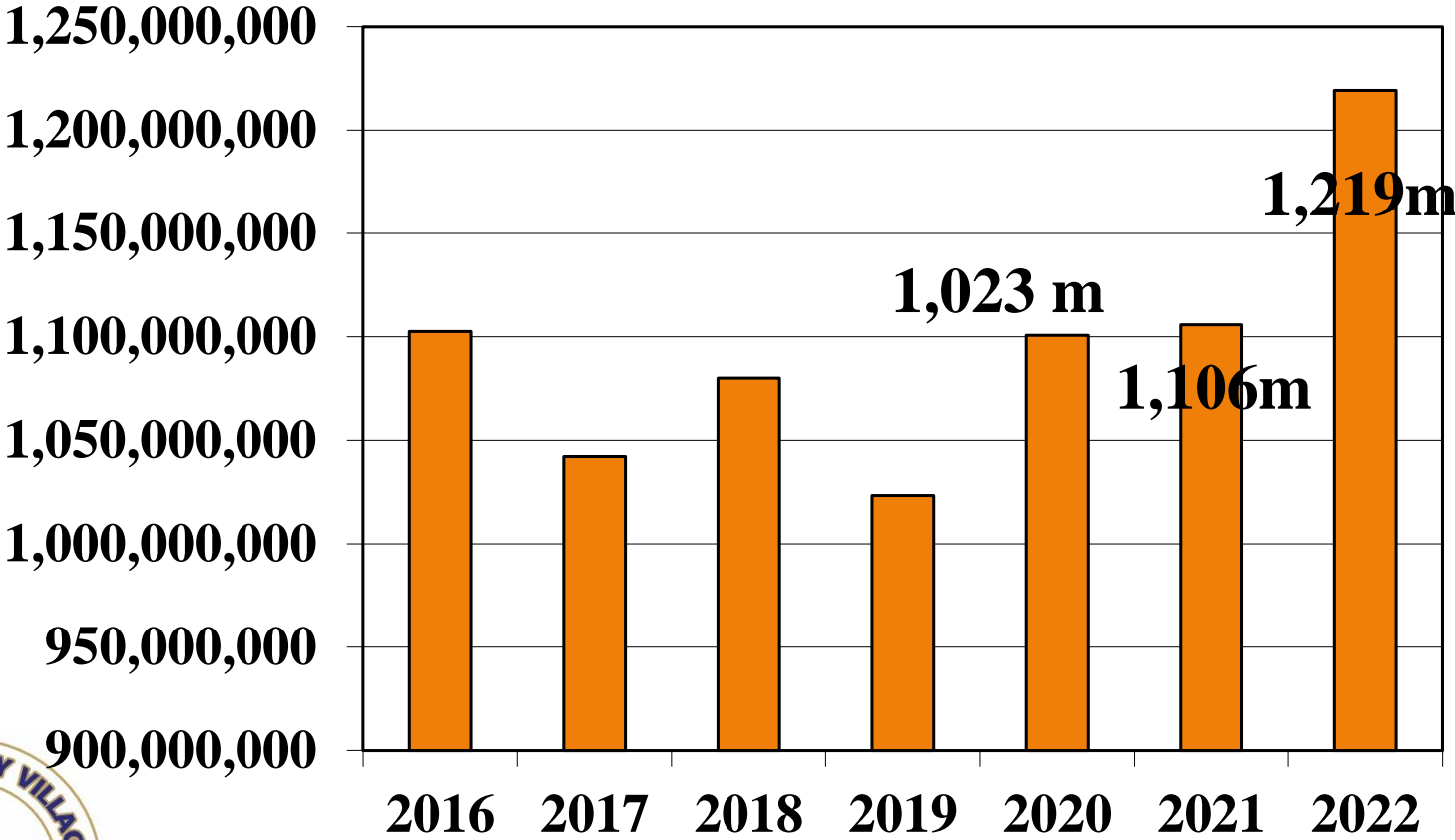


City of Jersey Village
Property Tax Rate
Fiscal Year 2022-2023



Property Values



Historical Assessed Valuation

2016	1,103.0
2017	1,042.0
2018	1,080.0
2019	1,023.0
2020	1,100.0
2021	1,106.0
2022	1,219.0



Tax Rates

■ Current	0.7425
■ No New Revenue	0.670132
■ Voter-Approval	0.837308
■ Proposed	0.760157




No New Revenue Rate

The no-new-revenue tax rate generally equal to the last year's taxes divided by the current taxable value of properties that were also on the tax roll the previous year.



Voter-Approval Tax Rate

The voter-approval tax rate provides cities and counties with about the same amount of tax revenue it spent the previous year for day-to-day operations plus an extra three and a half percent for operations and sufficient funds to pay debts in the coming year.



Property Tax Rate (per \$100)

	2021-2022	2022-2023	Difference
Debt Service	0.131562	0.118731	-.012831
Operations &			
Maintenance	0.610938	0.641426	.030488
TOTAL	0.74250	0.760157	0.017657



Property Tax Revenue

	2021-22	2022-2023	Difference
Debt Service	1.455m	1.418 m	-37m
Operations & Maintenance	6.756m	7.432m	676m
TOTAL	8.211m	8.850m	639m



Definitions

- Operations & Maintenance Rate:
Salaries, Supplies, Day to Day Operations
- Debt Service:
Interest and Principal on bonds and other
debt secured by Property Tax

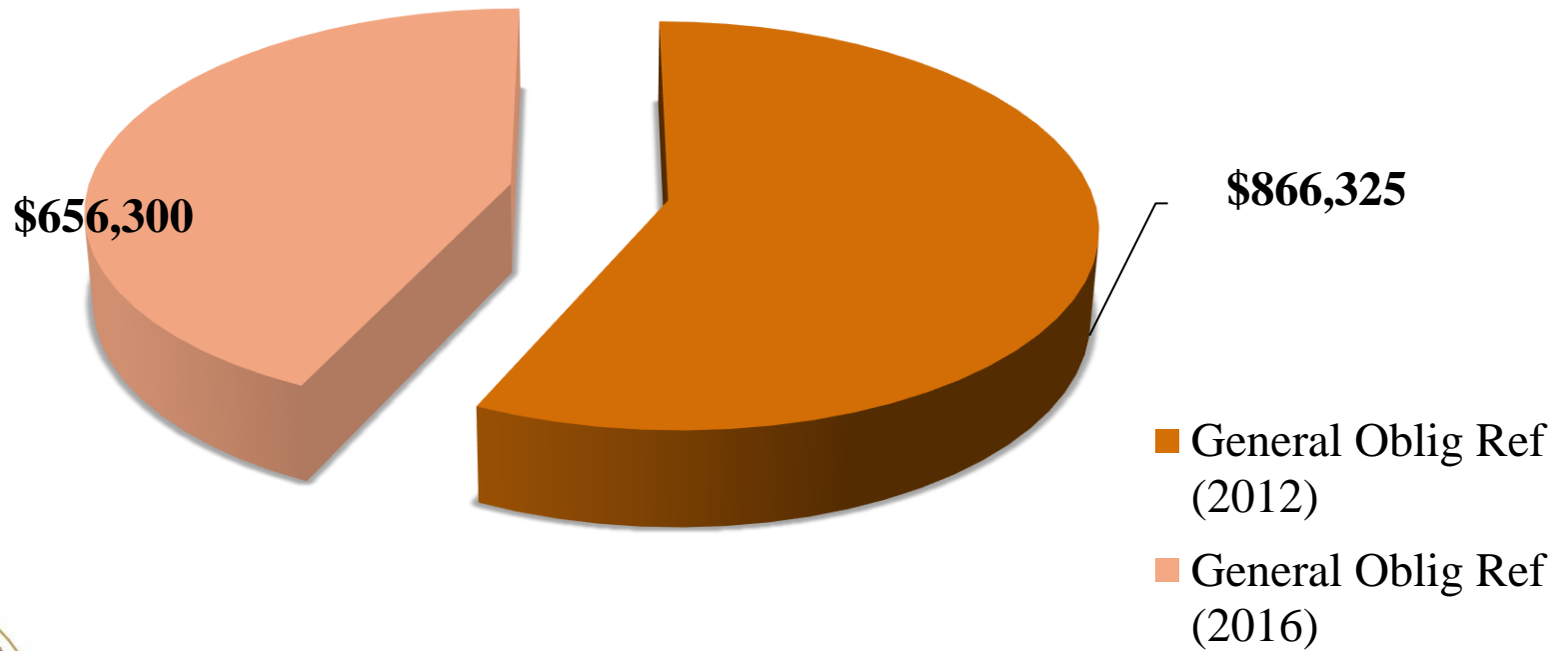


Historical Tax Rate

2015	.74250
2016	.74250
2017	.74250
2018	.74250
2019	.74250
2020	.723466
2021	.74250
2022	.760157



FY 20-21 Debt Service Payments



TOTAL DEBT SERVICE

