CITY OF JERSEY VILLAGE, TEXAS

16327 Lakeview Drive

Justin Ray, Mayor
Andrew Mitcham, Council Position No. 1
Greg Holden, Council Position No. 2
Bobby Warren, Council Position No. 3
Sheri Sheppard, Council Position No. 4
Gary Wubbenhorst, Council Position No. 5

Austin Bleess, City Manager
Lorri Coody, City Secretary
Leah Hayes, City Attorney

Jersey Village City Council - Regular Meeting Agenda

Notice is hereby given of a Regular Meeting of the City Council of the City of Jersey Village to be held on Monday, September 18, 2017, at 7:00 p.m. at the Civic Center, 16327 Lakeview Drive, Jersey Village, Texas, for the purpose of considering the following agenda items. All agenda items are subject to action. The City Council reserves the right to meet in closed session on any agenda item should the need arise and if applicable pursuant to authorization by title 5, Chapter 551, of the Texas Government Code.

A. CALL TO ORDER AND ANNOUNCE A QUORUM IS PRESENT

B. INVOCATION AND PLEDGE OF ALLEGIANCE

1. Prayer and Pledge by Lead Pastor Peter Swann, Hope Church.

C. PROCLAMATIONS

1. Proclamation recognizing Tuesday, October 3, 2017 as National Night Out in Jersey Village to provide a unique opportunity for the City of Jersey Village to join forces with thousands of other communities across the country in promoting cooperative, police-community crime prevention efforts. *Justin Ray, Mayor*

D. FISCAL 2017-2018 MUNICIPAL BUDGET ITEMS

1. Conduct a public hearing on the City of Jersey Village municipal budget for fiscal year 2017-2018. *Justin Ray, Mayor*

a. Receive presentation pertaining to the City of Jersey Village municipal budget for fiscal year 2017-2018. *Austin Bleess, City Manager*

2. Discuss and take appropriate action concerning any final changes to the proposed 2017-2018 Municipal Budget. *Isabel Kato, Finance Director*

3. Consider Ordinance No. 2017-33, adopting the City of Jersey Village municipal budget for fiscal year 2017-2018. *Isabel Kato, Finance Director*

4. Consider Resolution No. 2017-70, receiving the Jersey Village Tax Assessor's statutory certifications, submissions, and calculations under Section 26.04 of the Tax Code. *Isabel Kato, Finance Director*

E. CITIZENS COMMENTS

Citizens who have signed a card and wish to speak to the City Council will be heard at this time. In compliance with the Texas Open Meetings Act, unless the subject matter of the comment is on the agenda, the City staff and City Council Members are prevented from discussing the subject and may respond only with statements of factual information or existing policy. Citizens are limited to five (5) minutes for their comments to the City Council.

F. CITY MANAGER'S REPORT

1. Monthly Fund Balance Report, Enterprise Funds Report, Governmental Funds Report, Property Tax Collection Report – July 2017, General Fund Budget Projections as of August 2017, and Utility Fund Budget Projections – August 2017.
2. Open Records Requests – Non-Police
3. Fire Departmental Report and Communication Division's Monthly Report
4. Police Activity Report, Warrant Report, Investigations/Calls for Service Report, Staffing/Recruitment Report, and Police Open Records Requests.
5. Municipal Court Collection Report, Municipal Court Activity Report, Municipal Court Courtroom Activity Report, Speeding and Stop Sign Citations within Residential Areas Report, and Court Proceeds Comparison Report.
6. Public Works Departmental Report and Construction and Field Projects Update
7. Golf Course Monthly Report, Golf Course Financial Statement Report, Golf Course Budget Summary; Golf Course Social Media Summary Report, and Parks and Recreation Departmental Report.
8. Report from Code Enforcement
9. City Social Media Summary Report

G. CONSENT AGENDA

The following items are considered routine in nature by the City Council and will be enacted with one motion and vote. There will not be separate discussion on these items unless requested by a Council Member, in which event the item will be removed from the Consent Agenda and considered by separate action.

1. Consider approval of the Minutes for the Regular Session Meeting held on August 21, 2017 and the Special Session Meeting held on August 21, 2017. *Lorri Coody, City Secretary*

2. Consider Resolution No. 2017-71, reviewing and approving the investment policy and investment strategies used for city funds in compliance with the Texas Government Code. *Isabel Kato, Finance Director*

3. Consider Resolution No. 2017-72, nominating a candidate to serve on the Harris County Appraisal District's Board of Directors. *Lorri Coody, City Secretary*

H. REGULAR AGENDA

1. Consider Ordinance No. 2017-34, approving the request of the Board of Directors of the Crime Control and Prevention District to amend the 2016-2017 Crime Control and Prevention District's Budget in the amount of $35,007.00, and authorize the purchase of a 2017 Chevrolet Tahoe from the Crime Control and Prevention District Fund. *Eric Foerster, Chief of Police*

CITY COUNCIL MEETING PACKET FOR SEPTEMBER 18, 2017

2. Consider Resolution No. 2017-73, appointing members to the Planning and Zoning Commission and Capital Improvements Advisory Committee, the Board of Adjustment, the Building Board of Adjustment and Appeals, the Recreation and Events Committee, and the Golf Course Advisory Committee. *Lorri Coody, City Secretary*

3. Consider Resolution No. 2017-74, authorizing action for the 2018 Health Insurance Plan Year.

I. MAYOR AND COUNCIL COMMENTS

Pursuant to Texas Government Code § 551.0415, City Council Members and City staff may make a reports about items of community interest during a meeting of the governing body without having given notice of the report. Items of community interest include:

- Expressions of thanks, congratulations, or condolence;
- Information regarding holiday schedules;
- An honorary or salutary recognition of a public official, public employee, or other citizen, except that a discussion regarding a change in the status of a person's public office or public employment is not an honorary or salutary recognition for purposes of this subdivision;
- A reminder about an upcoming event organized or sponsored by the governing body;
- Information regarding a social, ceremonial, or community event organized or sponsored by an entity other than the governing body that was attended or is scheduled to be attended by a member of the governing body or an official or employee of the municipality; and
- Announcements involving an imminent threat to the public health and safety of people in the municipality that has arisen after the posting of the agenda.

J. CLOSE THE REGULAR SESSION

Close the Regular Session to Convene into Executive Session pursuant to the Texas Open Meetings Act, Government Code Section 551.074 – Personnel Matters.

K. EXECUTIVE SESSION

1. Pursuant to the Texas Open Meetings Act Section 551.074 - Personnel Matters, conduct an Executive Session in order to deliberate the appointment, employment, evaluation, reassignment, duties, discipline, or dismissal of the City Secretary. *City Council*

2. Pursuant to the Texas Open Meetings Act Section 551.074 - Personnel Matters, conduct an Executive Session in order to deliberate the appointment, employment, evaluation, reassignment, duties, discipline, or dismissal of the City Manager. *City Council*

3. Deliberations regarding economic development incentives, pursuant to the Texas Open Meetings Act Section 551.087. *City Council*

L. ADJOURN EXECUTIVE SESSION

Adjourn the Executive Session, stating the date and time the Executive Session ended and Reconvene the Regular Session.

M. CONVENE REGULAR SESSION

CITY COUNCIL MEETING PACKET FOR SEPTEMBER 18, 2017

1. Consider setting the City Secretary's compensation for budget year 2017-2018. *Justin Ray, Mayor*

2. Consider setting the City Manager's salary for budget year 2017-2018. *Justin Ray, Mayor*

3. Discuss and take appropriate action on items discussed in Executive Session regarding Economic Development incentives. *Austin Bleess, City Manager*

N. ADJOURN

CERTIFICATION

I, the undersigned authority, do hereby certify in accordance with the Texas Open Meeting Act, the Agenda is posted for public information, at all times, for at least 72 hours preceding the scheduled time of the meeting on the bulletin board located at City Hall, 16327 Lakeview, Jersey Village, TX 77040, a place convenient and readily accessible to the general public at all times, and said Notice was posted on the following date and time: September 15, 2017 at 2:00 p.m. and remained so posted until said meeting was convened.

_____
Lorri Coody, City Secretary

In compliance with the Americans with Disabilities Act, the City of Jersey Village will provide for reasonable accommodations for persons attending City Council meetings. Request for accommodations must be made to the City Secretary by calling 713 466-2102 forty-eight (48) hours prior to the meetings. Agendas are posted on the Internet Website at www.jerseyvillage.info.

CITY COUNCIL MEETING PACKET FOR SEPTEMBER 18, 2017

B. INVOCATION AND PLEDGE OF ALLEGIANCE

1. Prayer and Pledge by Lead Pastor Peter Swann, Hope Church.

PROCLAMATION
NATIONAL NIGHT OUT 2017

***WHEREAS**, the National Association of Town Watch (NATW) and Target is sponsoring a unique, nationwide crime, drug and violence prevention program on October 3, 2017 entitled "National Night Out;" and*

***WHEREAS**, the "34th Annual National Night Out" provides a unique opportunity for the City of Jersey Village to join forces with thousands of other communities across the country in promoting cooperative, police-community crime prevention efforts; and*

***WHEREAS**, Jersey Village Police Department plays a vital role in assisting the Harris County Sheriff's Department through joint crime, drug and violence prevention efforts in Jersey Village and is supporting "National Night Out 2017" locally; and*

***WHEREAS**, it is essential that all citizens of Jersey Village be aware of the importance of crime prevention programs and impact that their participation can have on reducing crime, drugs and violence in Jersey Village; and*

***WHEREAS**, police-community partnerships, neighborhood safety, awareness and cooperation are important themes of the "National Night Out" program;*

***NOW, THEREFORE, I, MAYOR JUSTIN RAY**, do hereby call upon all citizens of Jersey Village to join the Jersey Village Police Department and the National Association of Town Watch and Target in supporting "34th Annual National Night Out" on October 3rd, 2017.*

***FURTHER, LET IT BE RESOLVED THAT I, MAYOR JUSTIN RAY,** do hereby proclaim Tuesday, October 3, 2017 as **"NATIONAL NIGHT OUT"** in Jersey Village.*

_____
Justin Ray, Mayor

_____
ATTEST:

_____
Lorri Coody, City Secretary
Dated: September 18, 2017

CITY COUNCIL
CITY OF JERSEY VILLAGE, TEXAS
AGENDA REQUEST

AGENDA DATE: September 18, 2017

AGENDA ITEM: D1

AGENDA SUBJECT: Conduct Public Hearing on municipal budget for fiscal year 2017-2018

Department/Prepared By: Isabel Kato **Date Submitted:** July 28, 2017

EXHIBITS: Public Hearing Notice
Proposed Budget – Filed with City Secretary on August 30, 2017
Summary Document made available for Public during Public Hearing
Budget Presentation
Script

BUDGETARY IMPACT:	Required Expenditure:	$
	Amount Budgeted:	$
	Appropriation Required:	$

CITY MANAGER APPROVAL:

BACKGROUND INFORMATION:

Section 102-006 of the Local Government Code requires that the governing body shall conduct a public hearing on the proposed budget before the City Council shall take action on the proposed budget.

The purpose of the public hearing is to give all interested parties the right to appear and be heard on the proposed fiscal year 2017-2018 municipal budget.

RECOMMENDED ACTION:

Conduct the public hearing and hear public comments.

CITY COUNCIL MEETING PACKET FOR SEPTEMBER 18, 2017

CITY OF JERSEY VILLAGE
NOTICE OF PUBLIC BUDGET HEARING

NOTICE is hereby given that the City Council for the City of Jersey Village will conduct a public hearing on September 18, 2017 at 7:00 p.m. in the Civic Center at 16327 Lakeview Drive, Jersey Village, Texas. The purpose of the public hearing is to give all interested parties the right to appear and be heard on the proposed fiscal year 2017-2018 municipal budget.

This budget will raise less revenue from property taxes than last year's budget by an amount of $524,684, which is a 6.28 percent decrease from last year's budget. The property tax revenue to be raised from new property added to the tax roll this year is $229,789.

A copy of the proposed fiscal year 2017-2018 municipal budget may be examined online at http://www.jerseyvillage.info/default.aspx?name=city.financial_reports.

The City of Jersey Village public facilities are wheelchair accessible and accessible parking spaces are available. Requests for accommodations or interpretive services must be made 48 hours prior to this meeting. Please contact ADA Coordinator at (713) 466-2102 or FAX (713) 466-2177 for further information.

Lorri Coody, City Secretary
City of Jersey Village, Texas

Posted: August 30, 2017
Time: 2:30 p.m.

City of Jersey Village
Fiscal Year 2017-2018
Proposed Budget
September 18, 2017

CITY COUNCIL MEETING PACKET FOR SEPTEMBER 18, 2017

This budget will raise less revenue from property taxes than last year's budget by an amount of $524,684, which is a 6.28 percent decrease from last year's budget. The property tax revenue to be raised from new property added to the tax roll this year is $229,789.

The record vote of each member of the governing body by name voting on the adoption of the budget is as follows:

FOR:
AGAINST:
PRESENT and not voting:
ABSENT:

Property Tax Rate Comparison

	2017-2018	**2016-2017**
Property Tax Rate:	$0.742500/100	$0.742500/100
Effective Tax Rate:	$0.815115/100	$0.767252/100
Effective Maintenance & Operations Tax Rate:	$0.594733/100	$0.558238/100
Rollback Tax Rate:	$0.866350/100	$0.821281/100
Debt Rate:	$0.211923/100	$0.211021/100

Total debt obligation for Jersey Village secured by property taxes: $22,447,097.

BUDGET PLANNING REPORT
AS OF: MAY 31ST, 2017

01 -GENERAL FUND
REVENUES

	ACTUAL 2015-2016	ADOPTED BUDGET 2016-2017	CURRENT ACTIVITY ACTUAL Y-T-D	CURRENT ACTIVITY PROJECTED 2016-2017	CURRENT ACTIVITY TOTAL 2016-2017	PROPOSED BUDGET BASE 2017-2018	PROPOSED BUDGET SUPPLEMENTAL 2017-2018	PROPOSED BUDGET TOTAL 2017-2018
BEGINNING FUND BALANCE	7,776,855	9,527,220			9,527,220	12,375,213		12,375,213
PROPERTY TAXES								
10-7101 CURRENT PROPERTY TAXES	5,842,198	5,872,843	5,769,394	50,606	5,820,000	5,600,000	0	5,600,000
10-7102 DELINQUENT PROPERTY TAXES	(36,497)	30,000	(70,746)	20,000	(50,746)	30,000	0	30,000
10-7103 PENALTY, INTEREST & COSTS	22,956	25,000	13,488	6,512	20,000	25,000	0	25,000
TOTAL PROPERTY TAXES	5,828,657	5,927,843	5,712,135	77,118	5,789,253	5,655,000	0	5,655,000
OTHER TAXES								
10-7511 ELECTRIC FRANCHISE	362,233	360,000	240,024	120,000	360,024	360,000	0	360,000
10-7512 TELEPHONE FRANCHISE	138,640	120,000	82,083	30,000	112,083	110,000	0	110,000
10-7513 GAS FRANCHISE	32,655	25,000	24,937	7,000	31,937	30,000	0	30,000
10-7514 CABLE TV FRANCHISE	69,479	60,000	55,278	15,000	70,278	70,000	0	70,000
10-7515 TELECOMMUNICATION	33,172	35,000	23,348	7,000	30,348	30,000	0	30,000
10-7621 CITY SALES TAX	3,261,209	1,900,000	2,102,310	1,150,000	3,252,310	3,000,000	0	3,000,000
10-7622 SALES TX-RED. PROPERTY TX	1,630,427	950,000	1,051,155	575,000	1,626,155	1,500,000	0	1,500,000
10-7631 MIXED DRINK TAX	40,385	35,000	26,706	9,000	35,706	35,000	0	35,000
TOTAL OTHER TAXES	5,568,198	3,485,000	3,605,841	1,913,000	5,518,841	5,135,000	0	5,135,000
FINES WARRANTS & BONDS								
10-8001 FINES	845,993	820,000	660,393	250,000	910,393	950,000	0	950,000
10-8002 TIME PAYMENT FEE-GENERAL	9,934	10,700	6,475	3,000	9,475	10,700	0	10,700
10-8003 TIME PAYMENT FEE-COURT	0	0	1,609	(1,609)	(0)	0	0	0
10-8004 COURT TECHNOLOGY FEES	0	0	15,290	(15,290)	(0)	0	0	0
10-8005 COURT SECURITY FEE	0	0	11,452	(11,452)	0	0	0	0
10-8006 OMNI FEE	8,057	7,000	5,162	3,000	8,162	8,000	0	8,000
10-8007 CHILD SAFETY FEE	0	0	1,241	(1,241)	0	0	0	0
10-8008 JUDICIAL FEE	0	0	2,274	(2,274)	0	0	0	0
TOTAL FINES WARRANTS & BONDS	863,984	837,700	703,897	224,134	928,031	968,700	0	968,700
FEES & CHARGES FOR SERVIC								
10-8501 GARBAGE FEES/RESIDENTIAL	2,637	1,000	1,551	1,000	2,551	1,000	0	1,000
10-8503 POOL MEMBERSHIP FEES	12,629	10,000	5,303	7,000	12,303	10,000	0	10,000
10-8507 AMBULANCE SERVICE FEES	296,273	300,000	200,508	100,000	300,508	300,000	0	300,000
10-8508 TRAINING FEES-FIRE DEPT	0	500	0	0	0	0	0	0
10-8509 PET TAGS	995	700	725	100	825	700	0	700
10-8510 POUND FEES	0	150	40	40	80	150	0	150
10-8511 JERSEY VILLAGE STICKERS	377	0	90	10	100	0	0	0
10-8512 RENTAL FEE	30,789	28,000	3,450	27,000	30,450	30,000	0	30,000
10-8513 CHILD SAFETY FEE-COUNTY	9,834	8,000	6,081	2,000	8,081	8,000	0	8,000
10-8514 FOOD & BEVERAGE FEES	1,161	600	1,152	100	1,252	1,000	0	1,000
10-8515 POLICE OFFICER FEE	1,400	0	1,820	0	1,820	0	0	0
10-8999 PLAN CHECKING AND PLAT REVIE	40,975	20,000	27,930	12,000	39,930	20,000	0	20,000
TOTAL FEES & CHARGES FOR SERVIC	397,070	368,950	248,650	149,250	397,900	370,850	0	370,850

CITY COUNCIL MEETING PACKET FOR SEPTEMBER 18, 2017

01 -GENERAL FUND
REVENUES

	ACTUAL 2015-2016	ADOPTED BUDGET 2016-2017	CURRENT ACTIVITY ACTUAL Y-T-D	CURRENT ACTIVITY PROJECTED 2016-2017	CURRENT ACTIVITY TOTAL 2016-2017	PROPOSED BUDGET BASE 2017-2018	PROPOSED BUDGET SUPPLEMENTAL 2017-2018	PROPOSED BUDGET TOTAL 2017-2018
LICENSES & PERMITS								
10-9001 BUILDING PERMITS	112,817	50,000	81,654	25,000	106,654	100,000	0	100,000
10-9002 PLUMBING PERMITS	15,405	6,000	7,750	5,000	12,750	10,000	0	10,000
10-9003 ELECTRICAL PERMITS	28,490	10,000	13,627	10,000	23,627	15,000	0	15,000
10-9004 MECHANICAL PERMITS	10,518	7,000	5,776	3,000	8,776	8,000	0	8,000
10-9006 SIGN PERMITS	10,586	15,000	6,867	2,000	8,867	8,000	0	8,000
10-9007 LIQUOR LICENSES	3,720	3,500	4,055	0	4,055	3,500	0	3,500
10-9009 ELECTRICAL LICENSES	0	500	0	0	0	500	0	500
10-9012 BURGLAR/FIRE ALARM PERMIT	17,950	10,000	8,390	4,000	12,390	12,000	0	12,000
10-9013 FIRE MARSHAL PERM FEES	1,714	500	1,326	500	1,826	500	0	500
10-9014 POLITICAL SIGN PERMITS	0	100	0	0	0	100	0	100
10-9015 OPERATIONAL HARZADOUS PERM	0	100	0	0	0	100	0	100
10-9016 HOTEL/MOTEL LICENSE PERMITS	1,000	1,000	250	0	250	1,000	0	1,000
TOTAL LICENSES & PERMITS	202,200	103,700	129,695	49,500	179,195	158,700	0	158,700
INTEREST EARNED								
10-9601 INTEREST EARNED	49,015	45,000	64,336	30,000	94,336	90,000	0	90,000
TOTAL INTEREST EARNED	49,015	45,000	64,336	30,000	94,336	90,000	0	90,000
INTERFUND ACTIVITY								
10-9750 CRIME CONTROL DISTRICT REIMB	822,648	1,048,798	571,938	458,997	1,030,935	1,015,888	208,869	1,224,757
10-9752 TRANSFER FROM UTLY FUND	460,000	470,000	0	470,000	470,000	550,000	0	550,000
10-9753 COURT SECURITY & TECH REIMB.	41,800	43,100	0	43,100	43,100	44,500	0	44,500
10-9754 TRANFER FROM MOTEL TAX FUND	16,000	16,500	0	16,500	16,500	17,000	0	17,000
TOTAL INTERFUND ACTIVITY	1,340,448	1,578,398	571,938	988,597	1,560,535	1,627,388	208,869	1,836,257
MISCELLANEOUS REVENUE								
10-9802 SALE OF ASSETS	44,558	0	40,733	0	40,733	0	0	0
10-9807 DONATIONS - POLICE DEPT.	3,000	0	35	0	35	0	0	0
10-9808 DONATION-CITY BEAUTIFICATION	1,200	0	2,000	0	2,000	0	0	0
10-9815 INSURANCE SETTLEMENT	10,049	0	6,279	0	6,279	0	0	0
10-9816 PROPERTY LIENS/ORD VIOLATION	911	0	667	0	667	0	0	0
10-9899 MISCELLANEOUS	75,823	20,000	104,297	2,000	106,297	100,000	0	100,000
TOTAL MISCELLANEOUS REVENUE	135,540	20,000	154,010	2,000	156,010	100,000	0	100,000
OTHER AGENCY REVENUES								
10-9901 GRANTS/CONTRACTS-COPS	54	0	0	0	0	0	0	0
10-9905 FEDERAL & STATE GRANT	615	0	127,364	0	127,364	0	0	0
10-9906 LEOSE FUNDS - TRAINING GRANT	3,167	0	3,068	0	3,068	0	0	0
TOTAL OTHER AGENCY REVENUES	3,836	0	130,432	0	130,432	0	0	0
**** TOTAL REVENUE ****	14,388,949	12,366,591	11,320,935	3,433,599	14,754,534	14,105,638	208,869	14,314,507
**** TOTAL FUNDS AVAIL ****	22,165,804	21,893,811			24,281,755	26,480,851		26,689,720

CITY COUNCIL MEETING PACKET FOR SEPTEMBER 18, 2017

01 -GENERAL FUND
11-ADMINISTRATIVE SERVICE

	ACTUAL 2015-2016	ADOPTED BUDGET 2016-2017	CURRENT ACTIVITY ACTUAL Y-T-D	CURRENT ACTIVITY PROJECTED 2016-2017	CURRENT ACTIVITY TOTAL 2016-2017	PROPOSED BUDGET BASE 2017-2018	PROPOSED BUDGET SUPPLEMENTAL 2017-2018	PROPOSED BUDGET TOTAL 2017-2018
SALARIES, WAGES & BENEFIT								
11-3001 SALARIES	351,701	348,800	136,687	98,496	235,183	327,051	0	327,051
11-3002 WAGES	(0)	0	0	0	0	0	0	0
11-3003 LONGEVITY	1,607	1,700	596	366	962	1,200	0	1,200
11-3007 OVERTIME	172	1,000	0	0	0	0	0	0
11-3010 INCENTIVES	229	0	222	249	471	0	720	720
11-3020 EMPLOYEE AWARDS/BONUS	625	800	882	0	882	800	0	800
11-3051 FICA/MEDICARE TAXES	22,538	26,900	9,010	7,582	16,592	23,862	0	23,862
11-3052 WORKMEN'S COMPENSATION	8,954	11,800	7,420	0	7,420	11,487	0	11,487
11-3053 UNEMPLOYMENT COMPENSATION	832	3,600	39	3,561	3,600	3,600	0	3,600
11-3054 RETIREMENT	55,021	54,600	22,348	13,876	36,224	47,152	0	47,152
11-3055 HEALTH INSURANCE	60,284	74,100	35,224	17,808	53,032	61,439	0	61,439
11-3056 LIFE INS	281	400	153	77	230	261	0	261
11-3057 DENTAL INSURANCE	3,337	4,200	2,032	1,040	3,072	3,433	0	3,433
11-3058 LONG-TERM DISABILITY	1,074	1,500	559	342	901	1,277	0	1,277
TOTAL SALARIES, WAGES & BENEFIT	506,655	529,400	215,172	143,397	358,569	481,562	720	482,282
SUPPLIES								
11-3502 POSTAGE/FREIGHT/DEL. FEE	250	250	0	250	250	250	0	250
11-3503 OFFICE SUPPLIES	2,468	2,500	1,851	649	2,500	2,500	1,500	4,000
11-3510 BOOKS & PERIODICALS	47	300	168	130	298	300	0	300
11-3520 FOOD	3,480	4,000	2,316	1,650	3,966	4,000	3,000	7,000
TOTAL SUPPLIES	6,244	7,050	4,335	2,679	7,014	7,050	4,500	11,550
MAINTENANCE--EQUIPMENT								
11-4501 FURN.,FIXT.,& OFF. MACH.	4,326	250	0	200	200	3,000	0	3,000
TOTAL MAINTENANCE--EQUIPMENT	4,326	250	0	200	200	3,000	0	3,000
SERVICES								
11-5001 MAYOR & COUNCIL EXPENDITURES	3,186	4,000	872	2,000	2,872	4,000	0	4,000
11-5007 RECORDS MANAGEMENT	5,596	5,000	2,597	3,403	6,000	5,000	1,000	6,000
11-5012 PRINTING	109	250	241	0	241	250	0	250
11-5014 MEDICAL EXPENSES	4,568	2,500	2,318	2,500	4,818	2,500	2,500	5,000
11-5020 COMMUNICATIONS	4,646	4,500	3,332	1,068	4,400	4,600	0	4,600
11-5025 PUBLIC NOTICES	5,019	5,000	1,100	6,400	7,500	5,000	2,500	7,500
11-5026 CODIFICATIONS	4,167	5,000	2,189	3,311	5,500	5,500	0	5,500
11-5027 MEMBERSHIPS/SUBCRIPTIONS	4,960	6,850	5,037	1,500	6,537	7,000	0	7,000
11-5029 TRAVEL/TRAINING	4,363	9,500	1,502	8,000	9,502	9,500	4,500	14,000
11-5030 CAR ALLOWANCE	6,038	6,600	1,000	2,000	3,000	6,600	0	6,600
11-5041 NEWSLETTER	7,500	7,500	3,115	4,385	7,500	7,500	3,000	10,500
TOTAL SERVICES	50,152	56,700	23,303	34,567	57,870	57,450	13,500	70,950

CITY COUNCIL MEETING PACKET FOR SEPTEMBER 18, 2017

01 -GENERAL FUND
11-ADMINISTRATIVE SERVICE

	ACTUAL 2015-2016	ADOPTED BUDGET 2016-2017	CURRENT ACTIVITY ACTUAL Y-T-D	CURRENT ACTIVITY PROJECTED 2016-2017	CURRENT ACTIVITY TOTAL 2016-2017	PROPOSED BUDGET BASE 2017-2018	PROPOSED BUDGET SUPPLEMENTAL 2017-2018	PROPOSED BUDGET TOTAL 2017-2018
SUNDRY								
11-5401 ELECTION EXPENSE	14,723	7,000	5,512	1,500	7,012	7,000	0	7,000
TOTAL SUNDRY	14,723	7,000	5,512	1,500	7,012	7,000	0	7,000
PROFESSIONAL SERVICES								
11-5515 CONSULTANT SERVICES	3,080	40,000	91,583	0	91,583	10,000	0	10,000
11-5521 TEMPORARY AGENCY	24,839	0	0	0	0	0	0	0
TOTAL PROFESSIONAL SERVICES	27,920	40,000	91,583	0	91,583	10,000	0	10,000
OTHER SERVICES								
11-6005 NOTARY SURETY BONDS	292	300	0	300	300	300	0	300
TOTAL OTHER SERVICES	292	300	0	300	300	300	0	300
CAPITAL OUTLAY								
TOTAL								
INTERFUND ACTIVITY								
11-9772 TECHNOLOGY USER FEE	5,250	5,250	0	5,250	5,250	5,250	0	5,250
TOTAL INTERFUND ACTIVITY	5,250	5,250	0	5,250	5,250	5,250	0	5,250
TOTAL 11-ADMINISTRATIVE SERVICE	615,562	645,950	339,904	187,893	527,797	571,612	18,720	590,332

CITY COUNCIL MEETING PACKET FOR SEPTEMBER 18, 2017

01 -GENERAL FUND
12-LEGAL/OTHER SERVICES

	ACTUAL 2015-2016	ADOPTED BUDGET 2016-2017	CURRENT ACTIVITY ACTUAL Y-T-D	CURRENT ACTIVITY PROJECTED 2016-2017	CURRENT ACTIVITY TOTAL 2016-2017	PROPOSED BUDGET BASE 2017-2018	PROPOSED BUDGET SUPPLEMENTAL 2017-2018	PROPOSED BUDGET TOTAL 2017-2018
SALARIES, WAGES & BENEFIT								
12-3052 WORKMEN'S COMPENSATION	228	300	189	111	300	300	0	300
TOTAL SALARIES, WAGES & BENEFIT	228	300	189	111	300	300	0	300
SERVICES								
12-5023 GRANTS AND INCENTIVES	1,453,668	0	683,984	769,684	1,453,668	1,453,668	0	1,453,668
TOTAL SERVICES	1,453,668	0	683,984	769,684	1,453,668	1,453,668	0	1,453,668
SUNDRY								
TOTAL								
PROFESSIONAL SERVICES								
12-5502 LEGAL FEES	126,636	125,000	95,144	45,000	140,144	125,000	0	125,000
12-5515 CONSULTANT SERVICES	10,000	11,500	10,000	0	10,000	10,000	0	10,000
TOTAL PROFESSIONAL SERVICES	136,636	136,500	105,144	45,000	150,144	135,000	0	135,000
OTHER SERVICES								
12-6001 AUTOMOBILE LIABILITY	36,195	45,000	37,722	0	37,722	39,231	0	39,231
12-6003 LIABILITY-FIRE & CASUALTY IN	47,856	65,000	62,038	0	62,038	65,140	0	65,140
12-6005 SURETY BONDS	468	1,000	468	0	468	500	0	500
12-6007 INSURANCE/DEDUCTIBLE	(0)	0	(3,084)	0	(3,084)	0	0	0
TOTAL OTHER SERVICES	84,519	111,000	97,143	0	97,143	104,871	0	104,871
INTERFUND ACTIVITY								
12-9760 TRFR TO CAPITAL IMPROVEMENTS	1,460,000	0	0	0	0	0	3,750,000	3,750,000
12-9761 TRANSFER TO GOLF FUND	434,905	346,171	0	346,171	346,171	215,118	137,953	353,071
12-9772 TECHNOLOGY USER FEES	500	500	0	500	500	500	0	500
TOTAL INTERFUND ACTIVITY	1,895,405	346,671	0	346,671	346,671	215,618	3,887,953	4,103,571
TOTAL 12-LEGAL/OTHER SERVICES	3,570,456	594,471	886,460	1,161,466	2,047,926	1,909,457	3,887,953	5,797,410

CITY COUNCIL MEETING PACKET FOR SEPTEMBER 18, 2017

01 -GENERAL FUND
13-INFO TECHNOLOGY

	ACTUAL 2015-2016	ADOPTED BUDGET 2016-2017	CURRENT ACTIVITY ACTUAL Y-T-D	CURRENT ACTIVITY PROJECTED 2016-2017	CURRENT ACTIVITY TOTAL 2016-2017	PROPOSED BUDGET BASE 2017-2018	PROPOSED BUDGET SUPPLEMENTAL 2017-2018	PROPOSED BUDGET TOTAL 2017-2018
SALARIES, WAGES & BENEFIT								
13-3001 SALARIES	115,325	122,833	76,835	43,284	120,119	127,356	58,900	186,256
13-3002 WAGES	12,069	9,600	4,650	4,950	9,600	9,579	0	9,579
13-3003 LONGEVITY	619	800	387	216	603	816	0	816
13-3007 OVERTIME	1,172	0	3,327	3,000	6,327	0	0	0
13-3051 FICA/MEDICARE TAXES	9,173	10,200	6,634	3,936	10,570	10,600	4,456	15,056
13-3052 WORKMEN'S COMPENSATION	304	400	252	0	252	300	97	397
13-3053 EMPLOYMENT TAXES	452	2,700	247	0	247	2,700	900	3,600
13-3054 RETIREMENT	17,725	19,200	13,203	7,212	20,415	19,900	9,140	29,040
13-3055 HEALTH INSURANCE	20,782	24,100	15,042	7,602	22,644	26,228	22,853	49,081
13-3056 LIFE INS	140	200	102	51	153	200	87	287
13-3057 DENTAL INSURANCE	1,273	1,500	972	497	1,469	1,641	497	2,138
13-3058 LONG-TERM DISABILITY	465	600	344	173	517	600	187	787
TOTAL SALARIES, WAGES & BENEFIT	179,498	192,133	121,995	70,921	192,916	199,920	97,117	297,037
SUPPLIES								
13-3502 POSTAGE/FREIGHT	495	500	17	358	375	500	0	500
13-3503 OFFICE SUPPLIES	100	250	130	100	230	250	0	250
13-3509 COMPUTER SUPPLIES	2,173	2,200	414	1,675	2,089	2,200	0	2,200
13-3510 BOOKS & PERIODICALS	0	100	0	70	70	100	0	100
TOTAL SUPPLIES	2,768	3,050	561	2,203	2,764	3,050	0	3,050
MAINTENANCE--EQUIPMENT								
13-4501 FURN. FIXTURES. OFF EQUIPMEN	8,215	7,437	3,732	3,255	6,987	7,437	0	7,437
13-4502 COMPUTER EQUIPMENT	7,970	9,500	3,636	5,864	9,500	9,500	0	9,500
13-4504 SOFTWARE MAINTENANCE	100,985	138,712	83,340	46,118	129,458	138,712	4,447	143,159
TOTAL MAINTENANCE--EQUIPMENT	117,170	155,649	90,709	55,237	145,946	155,649	4,447	160,096
SERVICES								
13-5020 COMMUNICATIONS	16,200	19,950	10,272	7,968	18,240	19,950	5,000	24,950
13-5027 MEMBERSHIPS/SUBSCRIPT	1,028	1,100	424	670	1,094	1,250	0	1,250
13-5029 TRAVEL/TRAINING	6,896	7,100	1,040	6,000	7,040	7,600	0	7,600
TOTAL SERVICES	24,124	28,150	11,735	14,638	26,373	28,800	5,000	33,800
PROFESSIONAL SERVICES								
13-5515 CONSULTANT SERVICES	10,778	15,000	4,153	11,500	15,653	15,000	39,000	54,000
TOTAL PROFESSIONAL SERVICES	10,778	15,000	4,153	11,500	15,653	15,000	39,000	54,000
CAPITAL OUTLAY								
13-6573 COMPUTER EQUIPMENT	2,949	21,000	0	20,762	20,762	0	11,850	11,850
13-6574 COMPUTER SOFTWARE	8,200	0	0	0	0	0	0	0
TOTAL CAPITAL OUTLAY	11,149	21,000	0	20,762	20,762	0	11,850	11,850

CITY COUNCIL MEETING PACKET FOR SEPTEMBER 18, 2017

BUDGET PLANNING REPORT
AS OF: MAY 31ST, 2017

01 -GENERAL FUND
13-INFO TECHNOLOGY

	ACTUAL 2015-2016	ADOPTED BUDGET 2016-2017	CURRENT ACTIVITY ACTUAL Y-T-D	CURRENT ACTIVITY PROJECTED 2016-2017	CURRENT ACTIVITY TOTAL 2016-2017	PROPOSED BUDGET BASE 2017-2018	PROPOSED BUDGET SUPPLEMENTAL 2017-2018	PROPOSED BUDGET TOTAL 2017-2018
INTERFUND ACTIVITY								
13-9740 COMPUTER CAPITAL USER FEE	0	0	0	0	0	0	50,000	50,000
13-9771 TECHNOLOGY PURCHASE CONTRIBU	0	13,600	0	13,600	13,600	0	15,975	15,975
13-9772 TECHNOLOGY USER FEE	35,188	39,643	0	39,643	39,643	44,667	2,000	46,667
TOTAL INTERFUND ACTIVITY	35,188	53,243	0	53,243	53,243	44,667	67,975	112,642
TOTAL 13-INFO TECHNOLOGY	380,676	468,225	229,153	228,504	457,657	447,086	225,389	672,475

CITY COUNCIL MEETING PACKET FOR SEPTEMBER 18, 2017

01 -GENERAL FUND
14-PURCHASING

	ACTUAL 2015-2016	ADOPTED BUDGET 2016-2017	CURRENT ACTIVITY ACTUAL Y-T-D	CURRENT ACTIVITY PROJECTED 2016-2017	CURRENT ACTIVITY TOTAL 2016-2017	PROPOSED BUDGET BASE 2017-2018	PROPOSED BUDGET SUPPLEMENTAL 2017-2018	PROPOSED BUDGET TOTAL 2017-2018
SUPPLIES								
14-3502 POSTAGE/FREIGHT	11,959	13,000	7,363	5,600	12,963	13,000	0	13,000
14-3503 OFFICE SUPPLIES	4,945	5,000	2,073	2,925	4,998	5,000	0	5,000
TOTAL SUPPLIES	16,903	18,000	9,435	8,525	17,960	18,000	0	18,000
MAINTENANCE--EQUIPMENT								
TOTAL								
SERVICES								
14-5012 PRINTING	1,655	400	666	1,000	1,666	1,000	0	1,000
14-5022 RENTAL OF EQUIPMENT	2,448	2,600	1,224	1,375	2,599	2,600	0	2,600
TOTAL SERVICES	4,103	3,000	1,890	2,375	4,265	3,600	0	3,600
PROFESSIONAL SERVICES								
TOTAL								
CAPITAL OUTLAY								
TOTAL								
TOTAL 14-PURCHASING	21,006	21,000	11,325	10,900	22,225	21,600	0	21,600

CITY COUNCIL MEETING PACKET FOR SEPTEMBER 18, 2017

01 -GENERAL FUND
15-ACCOUNTING SERVICES

	ACTUAL 2015-2016	ADOPTED BUDGET 2016-2017	CURRENT ACTIVITY ACTUAL Y-T-D	CURRENT ACTIVITY PROJECTED 2016-2017	CURRENT ACTIVITY TOTAL 2016-2017	PROPOSED BUDGET BASE 2017-2018	PROPOSED BUDGET SUPPLEMENTAL 2017-2018	PROPOSED BUDGET TOTAL 2017-2018
SALARIES, WAGES & BENEFIT								
15-3001 SALARIES	168,440	172,200	107,197	60,014	167,211	178,300	22,504	200,804
15-3003 LONGEVITY	907	1,100	614	349	963	1,200	0	1,200
15-3007 OVERTIME	1,278	2,000	423	1,577	2,000	2,000	0	2,000
15-3051 FICA/MEDICARE TAXES	12,262	13,400	8,221	4,738	12,959	13,900	1,706	15,606
15-3052 WORKMEN'S COMPENSATION	379	500	314	0	314	400	11	411
15-3053 EMPLOYMENT TAXES	2,706	2,700	209	0	209	2,700	0	2,700
15-3054 RETIREMENT	25,722	27,200	17,545	8,672	26,217	28,200	3,441	31,641
15-3055 HEALTH INSURANCE	35,156	41,000	22,809	10,500	33,309	36,224	0	36,224
15-3056 LIFE INS	223	300	153	77	230	261	0	261
15-3057 DENTAL INSURANCE	2,461	3,200	1,650	844	2,494	2,785	0	2,785
15-3058 LONG-TERM DISABILITY	668	800	483	243	726	800	57	857
TOTAL SALARIES, WAGES & BENEFIT	250,203	264,400	159,618	87,014	246,632	266,770	27,719	294,489
SUPPLIES								
15-3502 POSTAGE/FREIGHT/DEL.FEE	65	50	143	0	143	200	0	200
15-3503 OFFICE SUPPLIES	691	750	263	350	613	800	0	800
15-3510 BOOKS & PERIODICALS	50	50	50	0	50	50	0	50
TOTAL SUPPLIES	806	850	456	350	806	1,050	0	1,050
MAINTENANCE--EQUIPMENT								
15-4501 FURN.FIXT. & OFF.MACH.	0	100	100	0	100	150	0	150
TOTAL MAINTENANCE--EQUIPMENT	0	100	100	0	100	150	0	150
SERVICES								
15-5012 PRINTING	104	950	1,169	0	1,169	1,200	0	1,200
15-5020 COMMUNICATIONS	4,042	4,250	3,148	1,100	4,248	4,250	0	4,250
15-5027 MEMBERSHIPS	275	400	170	90	260	400	0	400
15-5029 TRAVEL/TRAINING	290	1,500	1,109	391	1,500	1,500	3,000	4,500
TOTAL SERVICES	4,710	7,100	5,595	1,581	7,176	7,350	3,000	10,350
SUNDRY								
15-5405 PERMITS & FEES	540	500	435	0	435	550	0	550
TOTAL SUNDRY	540	500	435	0	435	550	0	550
PROFESSIONAL SERVICES								
15-5501 AUDITS/CONTRACTS/STUDIES	25,059	27,000	20,861	5,000	25,861	27,000	0	27,000
TOTAL PROFESSIONAL SERVICES	25,059	27,000	20,861	5,000	25,861	27,000	0	27,000
CAPITAL OUTLAY								
TOTAL								

CITY COUNCIL MEETING PACKET FOR SEPTEMBER 18, 2017

01 -GENERAL FUND
15-ACCOUNTING SERVICES

	ACTUAL 2015-2016	ADOPTED BUDGET 2016-2017	CURRENT ACTIVITY ACTUAL Y-T-D	CURRENT ACTIVITY PROJECTED 2016-2017	CURRENT ACTIVITY TOTAL 2016-2017	PROPOSED BUDGET BASE 2017-2018	PROPOSED BUDGET SUPPLEMENTAL 2017-2018	PROPOSED BUDGET TOTAL 2017-2018
INTERFUND ACTIVITY								
15-9772 TECHNOLOGY USER FEE	1,700	1,700	0	1,700	1,700	1,700	0	1,700
TOTAL INTERFUND ACTIVITY	1,700	1,700	0	1,700	1,700	1,700	0	1,700
TOTAL 15-ACCOUNTING SERVICES	283,018	301,650	187,065	95,645	282,710	304,570	30,719	335,289

CITY COUNCIL MEETING PACKET FOR SEPTEMBER 18, 2017

01 -GENERAL FUND
16-CUSTOMER SERVICE

	ACTUAL 2015-2016	ADOPTED BUDGET 2016-2017	CURRENT ACTIVITY ACTUAL Y-T-D	CURRENT ACTIVITY PROJECTED 2016-2017	CURRENT ACTIVITY TOTAL 2016-2017	PROPOSED BUDGET BASE 2017-2018	PROPOSED BUDGET SUPPLEMENTAL 2017-2018	PROPOSED BUDGET TOTAL 2017-2018
SALARIES, WAGES & BENEFIT								
16-3001 SALARIES	33,072	33,900	20,922	11,851	32,773	34,891	0	34,891
16-3003 LONGEVITY	323	400	223	133	356	432	0	432
16-3007 OVERTIME	50	1,000	0	1,000	1,000	1,000	0	1,000
16-3010 INCENTIVES	1,086	1,100	671	374	1,045	1,080	0	1,080
16-3051 FICA/MEDICARE TAXES	2,329	2,800	1,549	1,022	2,571	2,861	0	2,861
16-3052 WORKMEN'S COMPENSATION	76	100	63	0	63	75	0	75
16-3053 EMPLOYMENT TAXES	682	900	9	0	9	900	0	900
16-3054 RETIREMENT	5,193	5,700	3,516	1,870	5,386	5,801	0	5,801
16-3055 HEALTH INSURANCE	16,169	17,900	11,214	5,669	16,883	19,559	0	19,559
16-3056 LIFE INS	77	100	51	26	77	87	0	87
16-3057 DENTAL INSURANCE	933	1,100	677	347	1,024	1,144	0	1,144
16-3058 LONG-TERM DISABILITY	138	200	94	48	142	153	0	153
TOTAL SALARIES, WAGES & BENEFIT	60,127	65,200	38,989	22,340	61,329	67,983	0	67,983
SUPPLIES								
16-3503 OFFICE SUPPLIES	462	500	189	311	500	600	0	600
TOTAL SUPPLIES	462	500	189	311	500	600	0	600
MAINTENANCE--EQUIPMENT								
16-4501 FURN., FIX, & OFF MACH EQ	235	400	313	0	313	400	0	400
TOTAL MAINTENANCE--EQUIPMENT	235	400	313	0	313	400	0	400
SERVICES								
16-5020 COMMUNICATIONS	3,620	3,850	2,407	1,443	3,850	4,000	0	4,000
16-5025 PUBLIC NOTICES	0	0	0	0	0	1,000	0	1,000
16-5029 TRAVEL/TRAINING	0	500	0	500	500	0	0	0
TOTAL SERVICES	3,620	4,350	2,407	1,943	4,350	5,000	0	5,000
PROFESSIONAL SERVICES								
16-5527 HARRIS CTY APPRAISAL DIST	62,311	65,500	45,074	16,000	61,074	66,000	0	66,000
16-5528 HARRIS CTY TAX OFFICE	5,848	7,000	3,611	2,000	5,611	7,000	0	7,000
TOTAL PROFESSIONAL SERVICES	68,159	72,500	48,685	18,000	66,685	73,000	0	73,000
OTHER SERVICES								
16-6005 SURETY BOND	71	0	0	0	0	0	0	0
TOTAL OTHER SERVICES	71	0	0	0	0	0	0	0
CAPITAL OUTLAY								
TOTAL								

CITY COUNCIL MEETING PACKET FOR SEPTEMBER 18, 2017

01 -GENERAL FUND
16-CUSTOMER SERVICE

	ACTUAL 2015-2016	ADOPTED BUDGET 2016-2017	CURRENT ACTIVITY ACTUAL Y-T-D	CURRENT ACTIVITY PROJECTED 2016-2017	CURRENT ACTIVITY TOTAL 2016-2017	PROPOSED BUDGET BASE 2017-2018	PROPOSED BUDGET SUPPLEMENTAL 2017-2018	PROPOSED BUDGET TOTAL 2017-2018
INTERFUND ACTIVITY								
16-9772 TECHNOLOGY USER FEE	250	250	0	250	250	250	0	250
TOTAL INTERFUND ACTIVITY	250	250	0	250	250	250	0	250
TOTAL 16-CUSTOMER SERVICE	132,923	143,200	90,584	42,844	133,428	147,233	0	147,233

CITY COUNCIL MEETING PACKET FOR SEPTEMBER 18, 2017

01 -GENERAL FUND
19-MUNICIPAL COURT

	ACTUAL 2015-2016	ADOPTED BUDGET 2016-2017	CURRENT ACTIVITY ACTUAL Y-T-D	CURRENT ACTIVITY PROJECTED 2016-2017	CURRENT ACTIVITY TOTAL 2016-2017	PROPOSED BUDGET BASE 2017-2018	PROPOSED BUDGET SUPPLEMENTAL 2017-2018	PROPOSED BUDGET TOTAL 2017-2018
SALARIES, WAGES & BENEFIT								
19-3001 SALARIES	167,351	179,487	102,420	63,974	166,394	192,100	18,202	210,302
19-3003 LONGEVITY	718	1,000	505	299	804	1,104	0	1,104
19-3007 OVERTIME	443	5,000	2,654	2,346	5,000	5,000	0	5,000
19-3010 INCENTIVES	1,675	1,600	1,416	789	2,205	1,560	0	1,560
19-3051 FICA/MEDICARE TAXES	12,615	14,383	8,279	5,157	13,436	15,300	1,374	16,674
19-3052 WORKMEN'S COMPENSATION	455	500	314	0	314	439	0	439
19-3053 EMPLOYMENT TAXES	2,935	4,500	113	0	113	4,500	0	4,500
19-3054 RETIREMENT	25,743	29,069	17,122	9,437	26,559	31,000	2,807	33,807
19-3055 HEALTH INSURANCE	40,002	44,300	27,768	16,426	44,194	56,670	0	56,670
19-3056 LIFE INS	306	400	198	128	326	435	0	435
19-3057 DENTAL INSURANCE	3,835	2,500	1,531	949	2,480	3,132	0	3,132
19-3058 LONG-TERM DISABILITY	640	700	413	253	666	894	0	894
TOTAL SALARIES, WAGES & BENEFIT	256,719	283,439	162,732	99,758	262,490	312,134	22,383	334,517
SUPPLIES								
19-3503 OFFICE SUPPLIES	1,831	2,000	1,870	130	2,000	2,900	0	2,900
19-3510 BOOKS & PERIODICALS	0	300	0	300	300	500	0	500
19-3523 TOOLS/EQUIPMENT	0	100	0	100	100	100	0	100
TOTAL SUPPLIES	1,831	2,400	1,870	530	2,400	3,500	0	3,500
MAINTENANCE--EQUIPMENT								
19-4501 FURN., FIXT. & OFF. MACH.	0	500	100	400	500	500	0	500
TOTAL MAINTENANCE--EQUIPMENT	0	500	100	400	500	500	0	500
SERVICES								
19-5012 PRINTING	3,894	5,000	2,228	3,299	5,527	5,000	0	5,000
19-5020 COMMUNICATIONS	3,620	3,900	2,407	1,493	3,900	4,000	0	4,000
19-5027 MEMBERSHIPS	160	200	120	80	200	300	0	300
19-5029 TRAVEL/TRAINING	2,224	4,000	2,047	1,953	4,000	4,000	0	4,000
TOTAL SERVICES	9,898	13,100	6,801	6,825	13,626	13,300	0	13,300
SUNDRY								
19-5404 JURY EXPENSE	0	300	0	300	300	300	0	300
TOTAL SUNDRY	0	300	0	300	300	300	0	300
PROFESSIONAL SERVICES								
19-5505 JUDGES	47,500	45,000	27,575	20,425	48,000	45,000	10,000	55,000
19-5506 PROSECUTORS	25,200	25,000	16,800	11,200	28,000	25,000	10,000	35,000
19-5516 COLLECTION AGENCY FEES	1,949	2,000	1,550	450	2,000	2,000	0	2,000
19-5518 INTERPRETERS	0	500	0	500	500	500	0	500
TOTAL PROFESSIONAL SERVICES	74,649	72,500	45,925	32,575	78,500	72,500	20,000	92,500

CITY COUNCIL MEETING PACKET FOR SEPTEMBER 18, 2017

01 -GENERAL FUND
19-MUNICIPAL COURT

	ACTUAL 2015-2016	ADOPTED BUDGET 2016-2017	CURRENT ACTIVITY ACTUAL Y-T-D	CURRENT ACTIVITY PROJECTED 2016-2017	CURRENT ACTIVITY TOTAL 2016-2017	PROPOSED BUDGET BASE 2017-2018	PROPOSED BUDGET SUPPLEMENTAL 2017-2018	PROPOSED BUDGET TOTAL 2017-2018
OTHER SERVICES								
TOTAL								
CAPITAL OUTLAY								
TOTAL								
INTERFUND ACTIVITY								
TOTAL								
TOTAL 19-MUNICIPAL COURT	343,096	372,239	217,428	140,388	357,816	402,234	42,383	444,617

CITY COUNCIL MEETING PACKET FOR SEPTEMBER 18, 2017

01 -GENERAL FUND
21-POLICE

	ACTUAL 2015-2016	ADOPTED BUDGET 2016-2017	CURRENT ACTIVITY ACTUAL Y-T-D	CURRENT ACTIVITY PROJECTED 2016-2017	CURRENT ACTIVITY TOTAL 2016-2017	PROPOSED BUDGET BASE 2017-2018	PROPOSED BUDGET SUPPLEMENTAL 2017-2018	PROPOSED BUDGET TOTAL 2017-2018
SALARIES, WAGES & BENEFIT								
21-3001 SALARIES	1,348,759	1,411,400	829,275	516,291	1,345,566	1,445,700	242,070	1,687,770
21-3003 LONGEVITY	3,537	5,400	2,526	1,778	4,304	6,576	0	6,576
21-3007 OVERTIME	60,556	60,000	23,595	36,405	60,000	60,000	0	60,000
21-3010 INCENTIVES	21,075	22,200	11,379	10,218	21,597	22,500	900	23,400
21-3014 S.T.E.P. PROGRAM	29,392	60,000	30,172	25,423	55,595	60,000	0	60,000
21-3051 FICA/MEDICARE TAXES	105,664	117,600	68,580	45,144	113,724	122,200	18,541	140,741
21-3052 WORKMEN'S COMPENSATION	32,858	40,800	27,598	0	27,598	33,000	4,440	37,440
21-3053 EMPLOYMENT TAXES	6,082	23,400	0	270	270	23,850	0	23,850
21-3054 RETIREMENT	217,141	238,400	141,579	82,616	224,195	244,000	37,622	281,622
21-3055 HEALTH INSURANCE	234,192	280,600	168,814	103,520	272,334	320,273	0	320,273
21-3056 LIFE INS	1,885	2,300	1,232	715	1,947	2,219	0	2,219
21-3057 DENTAL INSURANCE	15,495	20,600	11,578	6,766	18,344	20,114	0	20,114
21-3058 LONG-TERM DISABILITY	5,417	6,000	3,631	1,935	5,566	6,200	922	7,122
TOTAL SALARIES, WAGES & BENEFIT	2,082,052	2,288,700	1,319,960	831,081	2,151,041	2,366,632	304,495	2,671,127
SUPPLIES								
21-3502 POSTAGE/FREIGHT/DEL. FEE	74	100	82	18	100	100	0	100
21-3503 OFFICE SUPPLIES	5,992	7,000	3,742	3,258	7,000	7,000	0	7,000
21-3504 WEARING APPAREL	14,508	18,474	5,979	12,495	18,474	18,474	0	18,474
21-3505 CRIME PREVENTION SUPPLIES	909	2,000	282	1,718	2,000	2,000	0	2,000
21-3510 BOOKS AND PERIODICALS	1,668	2,500	1,668	832	2,500	2,500	0	2,500
21-3515 MEDICAL SUPPLIES	0	0	0	0	0	0	1,000	1,000
21-3519 AMMUNITION AND TARGETS	3,962	6,000	3,427	2,573	6,000	6,000	0	6,000
21-3520 FOOD	615	2,400	541	1,000	1,541	2,400	0	2,400
21-3523 TOOLS/EQUIPMENT	16,498	5,300	2,293	800	3,093	3,200	9,600	12,800
21-3534 PARTS AND MATERIALS	24	500	99	101	200	500	0	500
TOTAL SUPPLIES	44,250	44,274	18,114	22,795	40,909	42,174	10,600	52,774
MAINTENANCE--EQUIPMENT								
21-4501 FURN. FIXT. & OFF. MACH.	4,356	5,597	2,506	1,794	4,300	5,597	0	5,597
21-4503 RADIO AND RADAR EQUIPMENT	8,311	2,500	665	1,835	2,500	2,500	0	2,500
21-4504 COMPUTER SOFTWARE	0	0	0	0	0	0	1,200	1,200
21-4510 VEHICLE CLEANING	802	2,000	242	950	1,192	2,000	0	2,000
21-4599 MISCELLANEOUS EQUIPMENT	8,268	26,065	5,145	20,920	26,065	10,000	0	10,000
TOTAL MAINTENANCE--EQUIPMENT	21,737	36,162	8,557	25,499	34,056	20,097	1,200	21,297
SERVICES								
21-5012 PRINTING	986	2,000	560	1,000	1,560	2,000	0	2,000
21-5015 LAB TESTS	530	2,400	565	1,000	1,565	2,400	0	2,400
21-5020 COMMUNICATIONS	9,827	10,000	6,568	3,432	10,000	10,000	0	10,000
21-5022 RENTAL OF EQUIPMENT	12,016	30,000	4,691	10,000	14,691	30,000	0	30,000
21-5025 PUBLIC NOTICES	0	250	0	0	0	250	0	250
21-5027 MEMBERSHIPS	788	1,400	569	300	869	1,400	0	1,400
21-5029 TRAVEL/TRAINING	7,678	22,500	6,097	5,000	11,097	22,500	0	22,500

CITY COUNCIL MEETING PACKET FOR SEPTEMBER 18, 2017

01 -GENERAL FUND
21-POLICE

	ACTUAL 2015-2016	ADOPTED BUDGET 2016-2017	CURRENT ACTIVITY ACTUAL Y-T-D	CURRENT ACTIVITY PROJECTED 2016-2017	CURRENT ACTIVITY TOTAL 2016-2017	PROPOSED BUDGET BASE 2017-2018	PROPOSED BUDGET SUPPLEMENTAL 2017-2018	PROPOSED BUDGET TOTAL 2017-2018
TOTAL SERVICES	31,825	68,550	19,049	20,732	39,781	68,550	0	68,550
SUNDRY								
21-5402 JAIL EXPENSE	2,519	8,000	1,197	2,000	3,197	8,000	0	8,000
TOTAL SUNDRY	2,519	8,000	1,197	2,000	3,197	8,000	0	8,000
PROFESSIONAL SERVICES								
21-5515 CONSULTANT SERVICES	1,553	1,800	1,500	0	1,500	1,800	0	1,800
TOTAL PROFESSIONAL SERVICES	1,553	1,800	1,500	0	1,500	1,800	0	1,800
OTHER SERVICES								
21-6003 LIABILITY-FIRE & CASUALTY IN	16,153	21,400	19,681	1,719	21,400	21,400	0	21,400
21-6005 NOTARY SURETY BONDS	330	340	245	95	340	340	0	340
TOTAL OTHER SERVICES	16,483	21,740	19,926	1,814	21,740	21,740	0	21,740
DEBT SERVICE								
TOTAL								
CAPITAL OUTLAY								
21-6572 SPECIAL EQUIPMENT-	0	0	0	0	0	0	3,500	3,500
TOTAL CAPITAL OUTLAY	0	0	0	0	0	0	3,500	3,500
INTERFUND ACTIVITY								
21-9772 TECHNOLOGY USER FEE	15,700	15,700	0	15,700	15,700	15,450	0	15,450
TOTAL INTERFUND ACTIVITY	15,700	15,700	0	15,700	15,700	15,450	0	15,450
TOTAL 21-POLICE	2,216,119	2,484,926	1,388,303	919,621	2,307,924	2,544,443	319,795	2,864,238

CITY COUNCIL MEETING PACKET FOR SEPTEMBER 18, 2017

01 -GENERAL FUND
22- RED LIGHT CAMERA

	ACTUAL 2015-2016	ADOPTED BUDGET 2016-2017	CURRENT ACTIVITY ACTUAL Y-T-D	CURRENT ACTIVITY PROJECTED 2016-2017	CURRENT ACTIVITY TOTAL 2016-2017	PROPOSED BUDGET BASE 2017-2018	PROPOSED BUDGET SUPPLEMENTAL 2017-2018	PROPOSED BUDGET TOTAL 2017-2018
SALARIES, WAGES & BENEFIT TOTAL								
TOTAL								

CITY COUNCIL MEETING PACKET FOR SEPTEMBER 18, 2017

01 -GENERAL FUND
23-COMMUNICATIONS

	ACTUAL 2015-2016	ADOPTED BUDGET 2016-2017	CURRENT ACTIVITY ACTUAL Y-T-D	CURRENT ACTIVITY PROJECTED 2016-2017	CURRENT ACTIVITY TOTAL 2016-2017	PROPOSED BUDGET BASE 2017-2018	PROPOSED BUDGET SUPPLEMENTAL 2017-2018	PROPOSED BUDGET TOTAL 2017-2018
SALARIES, WAGES & BENEFIT								
23-3001 SALARIES	273,225	328,600	196,644	105,043	301,687	330,618	46,003	376,621
23-3002 WAGES	3,525	31,620	2,618	7,830	10,448	31,620	0	31,620
23-3003 LONGEVITY	711	1,100	428	200	628	1,392	0	1,392
23-3007 OVERTIME	64,950	50,000	24,253	25,747	50,000	50,000	0	50,000
23-3010 INCENTIVES	5,834	7,700	4,026	2,118	6,144	7,700	0	7,700
23-3051 FICA/MEDICARE TAXES	25,575	32,095	17,610	10,782	28,392	32,200	3,309	35,509
23-3052 WORKMEN'S COMPENSATION	835	1,100	692	0	692	863	72	935
23-3053 EMPLOYMENT TAXES	1,448	11,700	237	180	417	11,700	900	12,600
23-3054 RETIREMENT	52,234	59,553	36,069	19,731	55,800	60,000	6,402	66,402
23-3055 HEALTH INSURANCE	49,223	93,900	42,036	18,903	60,939	100,426	19,854	120,280
23-3056 LIFE INS	472	700	389	179	568	696	87	783
23-3057 DENTAL INSURANCE	3,351	5,700	2,902	1,341	4,243	6,218	1,144	7,362
23-3058 LONG-TERM DISABILITY	1,023	1,500	812	299	1,111	1,437	151	1,588
TOTAL SALARIES, WAGES & BENEFIT	482,407	625,268	328,716	192,353	521,069	634,870	77,922	712,792
SUPPLIES								
23-3502 POSTAGE	8	100	0	15	15	100	0	100
23-3503 OFFICE SUPPLIES	2,411	2,500	1,702	798	2,500	3,490	0	3,490
23-3504 WEARING APPAREL	1,350	2,500	870	1,600	2,470	2,500	0	2,500
23-3510 BOOKS AND PERIODICALS	196	200	0	150	150	200	0	200
23-3523 TOOLS/EQUIPMENT	1,461	1,600	1,175	300	1,475	2,400	0	2,400
TOTAL SUPPLIES	5,426	6,900	3,747	2,863	6,610	8,690	0	8,690
MAINTENANCE--EQUIPMENT								
23-4501 FURN.FIXT. & OFF.MACH.	0	1,800	1,492	0	1,492	1,800	5,000	6,800
23-4503 RADIO AND RADAR EQUIPMENT	0	1,250	0	0	0	1,250	0	1,250
23-4505 TELEPHONE MAINTENANCE	10,769	12,500	0	12,000	12,000	12,500	0	12,500
23-4599 MISCELLANEOUS EQUIPMENT	0	100	0	0	0	100	0	100
TOTAL MAINTENANCE--EQUIPMENT	10,769	15,650	1,492	12,000	13,492	15,650	5,000	20,650
SERVICES								
23-5012 PRINTING	0	100	0	20	20	100	0	100
23-5020 COMMUNICATIONS	4,466	4,500	2,792	1,400	4,192	4,500	0	4,500
23-5023 COMMUNICATIONS-EMERGY RSP. F	0	2,000	0	0	0	1,500	0	1,500
23-5024 RADIO USAGE FEES	1,082	13,700	662	200	862	2,000	0	2,000
23-5027 MEMBERSHIPS	344	1,000	339	200	539	1,000	0	1,000
23-5029 TRAVEL/TRAINING	3,946	6,000	2,307	3,600	5,907	4,000	0	4,000
TOTAL SERVICES	9,838	27,300	6,099	5,420	11,519	13,100	0	13,100
PROFESSIONAL SERVICES								
TOTAL								

CITY COUNCIL MEETING PACKET FOR SEPTEMBER 18, 2017

01 -GENERAL FUND
23-COMMUNICATIONS

	ACTUAL 2015-2016	ADOPTED BUDGET 2016-2017	CURRENT ACTIVITY ACTUAL Y-T-D	CURRENT ACTIVITY PROJECTED 2016-2017	CURRENT ACTIVITY TOTAL 2016-2017	PROPOSED BUDGET BASE 2017-2018	PROPOSED BUDGET SUPPLEMENTAL 2017-2018	PROPOSED BUDGET TOTAL 2017-2018
OTHER SERVICES								
23-6005 SURETY BONDS	386	526	184	200	384	600	0	600
TOTAL OTHER SERVICES	386	526	184	200	384	600	0	600
CAPITAL OUTLAY								
TOTAL								
INTERFUND ACTIVITY								
23-9772 TECHNOLOGY USER FEE	53,950	53,950	0	53,950	53,950	54,950	0	54,950
TOTAL INTERFUND ACTIVITY	53,950	53,950	0	53,950	53,950	54,950	0	54,950
TOTAL 23-COMMUNICATIONS	562,775	729,594	340,238	266,786	607,024	727,860	82,922	810,782

CITY COUNCIL MEETING PACKET FOR SEPTEMBER 18, 2017

01 -GENERAL FUND
25-FIRE DEPARTMENT

	ACTUAL 2015-2016	ADOPTED BUDGET 2016-2017	CURRENT ACTIVITY ACTUAL Y-T-D	CURRENT ACTIVITY PROJECTED 2016-2017	CURRENT ACTIVITY TOTAL 2016-2017	PROPOSED BUDGET BASE 2017-2018	PROPOSED BUDGET SUPPLEMENTAL 2017-2018	PROPOSED BUDGET TOTAL 2017-2018
SALARIES, WAGES & BENEFIT								
25-3001 SALARIES	385,996	392,669	244,185	133,342	377,527	406,898	14,594	421,492
25-3002 WAGES	114,024	136,284	65,527	38,216	103,743	136,284	16,483	152,767
25-3003 LONGEVITY	2,030	2,400	1,409	814	2,223	2,688	0	2,688
25-3007 OVERTIME	43,299	40,000	27,726	12,274	40,000	40,000	0	40,000
25-3010 INCENTIVES	5,722	5,700	4,395	498	4,893	5,640	0	5,640
25-3051 FICA/MEDICARE TAXES	40,126	44,100	26,352	14,164	40,516	45,200	2,338	47,538
25-3052 WORKMEN'S COMPENSATION	13,811	18,400	11,571	0	11,571	18,000	422	18,422
25-3053 EMPLOYMENT TAXES	2,081	7,200	818	378	1,196	7,200	0	7,200
25-3054 RETIREMENT	65,546	67,800	44,366	25,920	70,286	70,000	2,220	72,220
25-3055 HEALTH INSURANCE	82,936	91,800	54,199	26,947	81,146	96,793	0	96,793
25-3056 LIFE INS	459	600	306	153	459	522	0	522
25-3057 DENTAL INSURANCE	5,073	5,700	3,682	1,884	5,566	6,218	0	6,218
25-3058 LONG-TERM DISABILITY	1,644	1,700	1,129	572	1,701	1,800	0	1,800
25-3059 FIREFIGHTERS' RETIREMENT	21,836	26,000	22,843	0	22,843	26,000	0	26,000
TOTAL SALARIES, WAGES & BENEFIT	784,583	840,353	508,507	255,162	763,669	863,243	36,057	899,300
SUPPLIES								
25-3502 SHIPPING/FREIGHT CHARGES	93	200	7	150	157	200	0	200
25-3503 OFFICE SUPPLIES	4,862	4,500	4,936	1,064	6,000	5,499	0	5,499
25-3504 WEARING APPAREL	44,523	46,350	20,241	18,000	38,241	46,350	0	46,350
25-3505 FIRE PREVENTION MATERIALS	2,898	2,900	0	2,900	2,900	2,900	0	2,900
25-3508 FILM AND CAMERA SUPPLIES	10	50	0	0	0	50	0	50
25-3510 BOOKS AND PERIODICALS	887	1,150	0	1,150	1,150	1,150	0	1,150
25-3515 MEDICAL SUPPLIES	19,219	19,000	8,127	15,596	23,723	19,000	0	19,000
25-3517 JANITORIAL SUPPLIES	1,356	1,400	517	883	1,400	1,400	0	1,400
25-3520 FOOD	7,226	8,999	6,845	2,154	8,999	8,999	0	8,999
25-3523 TOOLS/EQUIPMENT	8,748	35,000	28,094	11,806	39,900	35,000	17,000	52,000
25-3524 FEMA SUPPLIES	3,709	0	0	0	0	0	0	0
25-3525 FEMA EQUIPMENT	1,495	0	0	0	0	0	0	0
TOTAL SUPPLIES	95,027	119,549	68,768	53,703	122,471	120,548	17,000	137,548
MAINTENANCE--EQUIPMENT								
25-4501 FURN, FIXT, & OFFICE EQPT.	2,524	3,800	1,625	2,175	3,800	4,700	0	4,700
25-4503 RADIO AND RADAR EQUIPMENT	13,784	2,500	398	500	898	2,500	0	2,500
25-4599 MAINTENANCE-MISC EQUIPMENT	15,052	39,249	17,790	21,459	39,249	34,749	0	34,749
TOTAL MAINTENANCE--EQUIPMENT	31,360	45,549	19,814	24,134	43,948	41,949	0	41,949
SERVICES								
25-5012 PRINTING	97	250	466	0	466	750	0	750
25-5014 MEDICAL EXPENSES	0	1,035	0	0	0	1,035	0	1,035
25-5020 COMMUNICATIONS	6,609	6,500	4,398	2,102	6,500	6,500	0	6,500
25-5024 RADIO USAGE FEES	12,750	15,000	7,438	7,562	15,000	15,000	0	15,000
25-5027 MEMBERSHIPS	1,465	3,115	1,705	700	2,405	3,115	0	3,115
25-5029 TRAVEL/TRAINING	14,196	15,000	2,898	2,000	4,898	15,000	0	15,000

CITY COUNCIL MEETING PACKET FOR SEPTEMBER 18, 2017

01 -GENERAL FUND
25-FIRE DEPARTMENT

	ACTUAL 2015-2016	ADOPTED BUDGET 2016-2017	CURRENT ACTIVITY ACTUAL Y-T-D	CURRENT ACTIVITY PROJECTED 2016-2017	CURRENT ACTIVITY TOTAL 2016-2017	PROPOSED BUDGET BASE 2017-2018	PROPOSED BUDGET SUPPLEMENTAL 2017-2018	PROPOSED BUDGET TOTAL 2017-2018
TOTAL SERVICES	35,117	40,900	16,905	12,364	29,269	41,400	0	41,400
SUNDRY								
25-5405 LICENSES/PERMITS	952	0	0	0	0	999	0	999
TOTAL SUNDRY	952	0	0	0	0	999	0	999
PROFESSIONAL SERVICES								
25-5508 MEDICAL AND OTHER WASTE-DISP	614	900	431	469	900	900	0	900
25-5512 ACCIDENT INSURANCE	4,594	5,300	4,594	0	4,594	5,300	0	5,300
25-5516 COLLECTION AGENCY FEES	40,479	46,000	44,278	16,722	61,000	46,000	15,000	61,000
TOTAL PROFESSIONAL SERVICES	45,688	52,200	49,302	17,191	66,493	52,200	15,000	67,200
OTHER SERVICES								
25-6005 SURETY BONDS	91	110	0	0	0	0	0	0
TOTAL OTHER SERVICES	91	110	0	0	0	0	0	0
CAPITAL OUTLAY								
25-6572 SPECIAL EQUIPMENT	3,852	0	0	0	0	0	0	0
TOTAL CAPITAL OUTLAY	3,852	0	0	0	0	0	0	0
INTERFUND ACTIVITY								
25-9772 TECHNOLOGY USER FEE	71,109	71,109	0	71,109	71,109	91,052	5,571	96,623
25-9781 EQUIP. PURCHASE CONTRIBUTION	85,905	85,905	0	85,905	85,905	0	19,600	19,600
25-9791 EQUIPMENT USER FEE	311,151	359,297	0	359,297	359,297	201,282	59,900	261,182
TOTAL INTERFUND ACTIVITY	468,165	516,311	0	516,311	516,311	292,334	85,071	377,405
TOTAL 25-FIRE DEPARTMENT	1,464,835	1,614,972	663,295	878,865	1,542,160	1,412,673	153,128	1,565,801

CITY COUNCIL MEETING PACKET FOR SEPTEMBER 18, 2017

01 -GENERAL FUND
30-PUBLIC WORKS

	ACTUAL 2015-2016	ADOPTED BUDGET 2016-2017	CURRENT ACTIVITY ACTUAL Y-T-D	CURRENT ACTIVITY PROJECTED 2016-2017	CURRENT ACTIVITY TOTAL 2016-2017	PROPOSED BUDGET BASE 2017-2018	PROPOSED BUDGET SUPPLEMENTAL 2017-2018	PROPOSED BUDGET TOTAL 2017-2018
SALARIES, WAGES & BENEFIT								
30-3001 SALARIES	132,608	135,800	87,456	48,708	136,164	142,492	0	142,492
30-3003 LONGEVITY	488	700	341	50	391	240	0	240
30-3007 OVERTIME	365	1,000	288	712	1,000	1,000	0	1,000
30-3051 FICA/MEDICARE TAXES	10,238	10,600	6,881	3,784	10,665	10,919	0	10,919
30-3052 WORKMEN'S COMPENSATION	2,352	3,100	1,949	0	1,949	2,632	0	2,632
30-3053 EMPLOYMENT TAXES	337	1,800	17	90	107	1,800	0	1,800
30-3054 RETIREMENT	20,751	21,400	14,737	6,926	21,663	22,138	0	22,138
30-3055 HEALTH INSURANCE	6,918	7,700	4,782	2,415	7,197	8,333	0	8,333
30-3056 LIFE INS	153	200	102	51	153	174	0	174
30-3057 DENTAL INSURANCE	819	1,000	590	301	891	994	0	994
30-3058 LONG-TERM DISABILITY	522	600	391	194	585	599	0	599
TOTAL SALARIES, WAGES & BENEFIT	175,553	183,900	117,533	63,231	180,764	191,321	0	191,321
SUPPLIES								
30-3502 POSTAGE/FREIGHT/DEL. FEE	0	100	32	68	100	100	0	100
30-3503 OFFICE SUPPLIES	995	1,200	205	995	1,200	1,200	0	1,200
30-3504 WEARING APPAREL	260	300	151	149	300	300	0	300
30-3510 BOOKS AND PERIODICALS	65	100	0	100	100	100	0	100
30-3520 FOOD	1,565	1,500	947	553	1,500	1,500	0	1,500
TOTAL SUPPLIES	2,885	3,200	1,334	1,865	3,199	3,200	0	3,200
MAINTENANCE--EQUIPMENT								
30-4501 FURNITURE AND EQUIPMENT	76	100	0	100	100	100	0	100
TOTAL MAINTENANCE--EQUIPMENT	76	100	0	100	100	100	0	100
SERVICES								
30-5012 PRINTING	231	400	26	374	400	400	0	400
30-5020 COMMUNICATIONS	4,813	4,900	2,413	2,487	4,900	4,900	0	4,900
30-5027 MEMBERSHIPS	180	350	350	0	350	350	0	350
30-5029 TRAVEL/TRAINING	166	2,000	873	1,127	2,000	2,000	0	2,000
30-5030 CAR ALLOWANCE	5,967	6,000	3,495	2,505	6,000	6,000	0	6,000
30-5035 MOVING ALLOWANCE	7,500	0	0	0	0	0	0	0
TOTAL SERVICES	18,857	13,650	7,157	6,493	13,650	13,650	0	13,650
PROFESSIONAL SERVICES								
30-5510 ENGINEERING SERVICES	8,300	10,000	9,240	760	10,000	10,000	0	10,000
30-5515 CONSULTANT SERVICES	382	10,000	0	10,000	10,000	10,000	0	10,000
30-5521 TEMPORARY AGENCY	6,379	0	0	0	0	0	0	0
TOTAL PROFESSIONAL SERVICES	15,061	20,000	9,240	10,760	20,000	20,000	0	20,000

CITY COUNCIL MEETING PACKET FOR SEPTEMBER 18, 2017

01 -GENERAL FUND
30-PUBLIC WORKS

	ACTUAL 2015-2016	ADOPTED BUDGET 2016-2017	CURRENT ACTIVITY ACTUAL Y-T-D	CURRENT ACTIVITY PROJECTED 2016-2017	CURRENT ACTIVITY TOTAL 2016-2017	PROPOSED BUDGET BASE 2017-2018	PROPOSED BUDGET SUPPLEMENTAL 2017-2018	PROPOSED BUDGET TOTAL 2017-2018
OTHER SERVICES								
TOTAL								
CAPITAL OUTLAY								
TOTAL								
INTERFUND ACTIVITY								
30-9772 TECHNOLOGY USER FEE	1,200	1,200	0	1,200	1,200	1,000	0	1,000
30-9791 EQUIPMENT USER FEE	2,800	2,800	0	2,800	2,800	0	0	0
TOTAL INTERFUND ACTIVITY	4,000	4,000	0	4,000	4,000	1,000	0	1,000
TOTAL 30-PUBLIC WORKS	216,432	224,850	135,264	86,449	221,713	229,271	0	229,271

CITY COUNCIL MEETING PACKET FOR SEPTEMBER 18, 2017

01 -GENERAL FUND
31-COMMUNITY DEVELOPMENT

	ACTUAL 2015-2016	ADOPTED BUDGET 2016-2017	CURRENT ACTIVITY ACTUAL Y-T-D	CURRENT ACTIVITY PROJECTED 2016-2017	CURRENT ACTIVITY TOTAL 2016-2017	PROPOSED BUDGET BASE 2017-2018	PROPOSED BUDGET SUPPLEMENTAL 2017-2018	PROPOSED BUDGET TOTAL 2017-2018
SALARIES, WAGES & BENEFIT								
31-3001 SALARIES	222,452	259,100	158,343	83,532	241,875	264,200	4,303	268,503
31-3003 LONGEVITY	1,071	1,400	758	415	1,173	1,536	0	1,536
31-3007 OVERTIME	3,318	1,000	1,604	596	2,200	1,000	0	1,000
31-3010 INCENTIVES	483	500	298	166	464	480	0	480
31-3051 FICA/MEDICARE TAXES	16,474	20,100	12,362	6,480	18,842	20,500	271	20,771
31-3052 WORKMEN'S COMPENSATION	759	1,100	880	220	1,100	1,054	0	1,054
31-3053 EMPLOYMENT TAXES	860	3,600	222	90	312	4,500	0	4,500
31-3054 RETIREMENT	34,166	40,700	26,327	13,138	39,465	41,500	613	42,113
31-3055 HEALTH INSURANCE	40,835	58,600	34,193	15,168	49,361	75,181	0	75,181
31-3056 LIFE INS	351	500	249	102	351	435	0	435
31-3057 DENTAL INSURANCE	2,344	3,500	2,202	995	3,197	4,426	0	4,426
31-3058 LONG-TERM DISABILITY	894	1,100	706	314	1,020	1,136	0	1,136
TOTAL SALARIES, WAGES & BENEFIT	324,007	391,200	238,143	121,216	359,359	415,948	5,187	421,135
SUPPLIES								
31-3503 OFFICE SUPPLIES	1,612	2,000	964	1,036	2,000	2,000	0	2,000
31-3504 WEARING APPAREL	388	900	192	708	900	900	0	900
31-3510 BOOKS AND PERIODICALS	277	1,500	699	801	1,500	1,500	0	1,500
31-3521 ANIMAL SHELTER	625	1,500	1,405	95	1,500	4,000	2,500	6,500
31-3523 TOOLS/EQUIPMENT	102	200	22	178	200	200	0	200
TOTAL SUPPLIES	3,004	6,100	3,282	2,818	6,100	8,600	2,500	11,100
MAINTENANCE--EQUIPMENT								
TOTAL								
SERVICES								
31-5008 ABATEMENT/SUBSTANDARD PROPER	0	100	0	100	100	100	0	100
31-5012 PRINTING	250	600	78	522	600	600	0	600
31-5020 COMMUNICATIONS	5,248	5,400	4,631	1,289	5,920	6,000	0	6,000
31-5027 MEMBERSHIPS	636	900	765	135	900	900	0	900
31-5029 TRAVEL/TRAINING	4,222	10,000	4,773	5,227	10,000	10,000	0	10,000
TOTAL SERVICES	10,356	17,000	10,248	7,273	17,521	17,600	0	17,600
SUNDRY								
TOTAL								
PROFESSIONAL SERVICES								
31-5515 CONSULTANT	59,434	12,000	3,457	8,543	12,000	12,000	0	12,000
TOTAL PROFESSIONAL SERVICES	59,434	12,000	3,457	8,543	12,000	12,000	0	12,000

CITY COUNCIL MEETING PACKET FOR SEPTEMBER 18, 2017

01 -GENERAL FUND
31-COMMUNITY DEVELOPMENT

	ACTUAL 2015-2016	ADOPTED BUDGET 2016-2017	CURRENT ACTIVITY ACTUAL Y-T-D	CURRENT ACTIVITY PROJECTED 2016-2017	CURRENT ACTIVITY TOTAL 2016-2017	PROPOSED BUDGET BASE 2017-2018	PROPOSED BUDGET SUPPLEMENTAL 2017-2018	PROPOSED BUDGET TOTAL 2017-2018
CAPITAL OUTLAY								
31-6571 OFFICE FURNITURE & EQUIPMENT	2,782	1,000	0	1,000	1,000	1,000	0	1,000
31-6574 COMPUTER SOFTWARE	0	12,000	0	0	0	0	0	0
TOTAL CAPITAL OUTLAY	2,782	13,000	0	1,000	1,000	1,000	0	1,000
INTERFUND ACTIVITY								
31-9772 TECHNOLOGY USER FEE	2,750	3,375	0	3,375	3,375	3,375	0	3,375
31-9791 EQUIPMENT USER FEE	6,000	6,000	0	6,000	6,000	6,000	0	6,000
TOTAL INTERFUND ACTIVITY	8,750	9,375	0	9,375	9,375	9,375	0	9,375
TOTAL 31-COMMUNITY DEVELOPMENT	408,333	448,675	255,129	150,225	405,354	464,523	7,687	472,210

CITY COUNCIL MEETING PACKET FOR SEPTEMBER 18, 2017

01 -GENERAL FUND
32-STREETS

	ACTUAL 2015-2016	ADOPTED BUDGET 2016-2017	CURRENT ACTIVITY ACTUAL Y-T-D	CURRENT ACTIVITY PROJECTED 2016-2017	CURRENT ACTIVITY TOTAL 2016-2017	PROPOSED BUDGET BASE 2017-2018	PROPOSED BUDGET SUPPLEMENTAL 2017-2018	PROPOSED BUDGET TOTAL 2017-2018
SALARIES, WAGES & BENEFIT								
32-3001 SALARIES	155,654	145,400	94,599	73,059	167,658	149,680	17,500	167,180
32-3003 LONGEVITY	2,278	2,400	1,439	814	2,253	2,544	0	2,544
32-3007 OVERTIME	3,259	5,000	1,824	3,176	5,000	5,000	0	5,000
32-3051 FICA/MEDICARE TAXES	11,794	11,700	7,496	5,894	13,390	12,028	0	12,028
32-3052 WORKMEN'S COMPENSATION	7,209	9,600	6,037	0	6,037	7,424	1	7,425
32-3053 EMPLOYMENT TAXES	690	2,700	26	0	26	2,700	0	2,700
32-3054 RETIREMENT	24,456	23,700	15,351	10,787	26,138	24,385	0	24,385
32-3055 HEALTH INSURANCE	30,378	43,000	27,875	17,466	45,341	46,919	1,561	48,480
32-3056 LIFE INS	204	300	166	128	294	261	0	261
32-3057 DENTAL	2,505	3,200	2,108	1,341	3,449	3,433	122	3,555
32-3058 LONG-TERM DISABILITY	598	700	407	204	611	639	0	639
TOTAL SALARIES, WAGES & BENEFIT	239,027	247,700	157,327	112,869	270,196	255,013	19,184	274,197
SUPPLIES								
32-3504 WEARING APPAREL	638	1,000	305	695	1,000	1,000	0	1,000
32-3523 TOOLS/EQUIPMENT	671	1,000	256	744	1,000	1,000	0	1,000
32-3534 PARTS AND MATERIALS	205	70,250	85,547	0	85,547	85,000	14,750	99,750
TOTAL SUPPLIES	1,514	72,250	86,107	1,439	87,546	87,000	14,750	101,750
MAINTENANCE--BLDGS, STRUC								
32-4002 STREET SIGNS	1,278	10,000	6,790	3,210	10,000	10,000	0	10,000
32-4003 STREET MAINTENANCE MAT'L	39,124	25,000	3,580	21,420	25,000	25,000	0	25,000
32-4004 SIDEWALK REPLACEMENT	3,676	6,000	1,063	4,937	6,000	6,000	0	6,000
TOTAL MAINTENANCE--BLDGS, STRUC	44,077	41,000	11,432	29,567	40,999	41,000	0	41,000
MAINTENANCE--EQUIPMENT								
32-4598 ORNMNTL STREET LIGHT MAIN	7,356	33,000	0	33,000	33,000	1,000	0	1,000
TOTAL MAINTENANCE--EQUIPMENT	7,356	33,000	0	33,000	33,000	1,000	0	1,000
SERVICES								
32-5016 STREET LIGHTING	211,291	210,000	113,845	96,155	210,000	210,000	0	210,000
32-5020 COMMUNICATIONS	5,830	5,900	3,903	1,200	5,103	5,900	0	5,900
TOTAL SERVICES	217,121	215,900	117,748	97,355	215,103	215,900	0	215,900
PROFESSIONAL SERVICES								
32-5507 MOSQUITO SPRAYING	15,507	18,000	5,225	12,775	18,000	18,000	0	18,000
32-5515 CONSULTANT SERVICES	61,675	405,000	220,681	184,319	405,000	0	0	0
TOTAL PROFESSIONAL SERVICES	77,182	423,000	225,906	197,094	423,000	18,000	0	18,000
CAPITAL OUTLAY								
32-6572 SPECIAL EQUIPMENT	13,899	0	0	0	0	0	0	0
TOTAL CAPITAL OUTLAY	13,899	0	0	0	0	0	0	0

CITY COUNCIL MEETING PACKET FOR SEPTEMBER 18, 2017

01 -GENERAL FUND
32-STREETS

	ACTUAL 2015-2016	ADOPTED BUDGET 2016-2017	CURRENT ACTIVITY ACTUAL Y-T-D	CURRENT ACTIVITY PROJECTED 2016-2017	CURRENT ACTIVITY TOTAL 2016-2017	PROPOSED BUDGET BASE 2017-2018	PROPOSED BUDGET SUPPLEMENTAL 2017-2018	PROPOSED BUDGET TOTAL 2017-2018
INTERFUND ACTIVITY								
32-9772 TECHNOLOGY USER FEE	750	750	0	750	750	750	0	750
32-9781 EQUIPMENT PURCHASE CONTRIBUT	0	90,000	0	0	0	0	0	0
32-9791 EQUIPMENT USER FEE	11,646	23,146	0	7,000	7,000	7,000	0	7,000
TOTAL INTERFUND ACTIVITY	12,396	113,896	0	7,750	7,750	7,750	0	7,750
TOTAL 32-STREETS	612,573	1,146,746	598,520	479,074	1,077,594	625,663	33,934	659,597

CITY COUNCIL MEETING PACKET FOR SEPTEMBER 18, 2017

01 -GENERAL FUND
33-BUILDING MAINTENANCE

	ACTUAL 2015-2016	ADOPTED BUDGET 2016-2017	CURRENT ACTIVITY ACTUAL Y-T-D	CURRENT ACTIVITY PROJECTED 2016-2017	CURRENT ACTIVITY TOTAL 2016-2017	PROPOSED BUDGET BASE 2017-2018	PROPOSED BUDGET SUPPLEMENTAL 2017-2018	PROPOSED BUDGET TOTAL 2017-2018
SALARIES, WAGES & BENEFIT								
33-3001 SALARIES	33,748	34,300	21,225	12,062	33,287	35,300	12,800	48,100
33-3003 LONGEVITY	508	600	335	199	534	700	0	700
33-3007 OVERTIME	1,088	5,000	418	4,582	5,000	5,000	0	5,000
33-3051 FICA/MEDICARE TAXES	2,415	3,100	1,528	1,288	2,816	3,200	949	4,149
33-3052 WORKMEN'S COMPENSATION	911	1,300	818	0	818	1,100	310	1,410
33-3053 EMPLOYMENT TAXES	179	900	9	0	9	900	0	900
33-3054 RETIREMENT	5,317	6,200	3,539	2,538	6,077	6,400	2,015	8,415
33-3055 HEALTH INSURANCE	13,382	12,600	13,098	6,624	19,722	22,853	0	22,853
33-3056 LIFE INS	77	100	51	26	77	100	0	100
33-3057 DENTAL	933	1,100	677	347	1,024	1,200	0	1,200
33-3058 LONG-TERM DISABILITY	140	200	95	49	144	200	36	236
TOTAL SALARIES, WAGES & BENEFIT	58,698	65,400	41,793	27,715	69,508	76,953	16,110	93,063
SUPPLIES								
33-3504 WEARING APPAREL	0	300	0	300	300	300	0	300
33-3517 JANITORIAL SUPPLIES	5,698	6,800	2,951	3,849	6,800	6,800	0	6,800
33-3523 TOOLS/EQUIPMENT	570	800	259	541	800	800	0	800
TOTAL SUPPLIES	6,268	7,900	3,209	4,690	7,899	7,900	0	7,900
MAINTENANCE--BLDGS, STRUC								
33-4001 MAINTENANCE-BLDG & GROUNDS	87,567	40,550	25,524	15,026	40,550	40,550	9,750	50,300
33-4002 MAINT-INSURED REPAIRS	1,700	0	35,289	0	35,289	0	0	0
TOTAL MAINTENANCE--BLDGS, STRUC	89,267	40,550	60,813	15,026	75,839	40,550	9,750	50,300
SERVICES								
33-5017 UTILITIES	100,973	125,000	49,980	75,020	125,000	125,000	(10,710)	114,290
TOTAL SERVICES	100,973	125,000	49,980	75,020	125,000	125,000	(10,710)	114,290
PROFESSIONAL SERVICES								
33-5521 PEST CONTROL SERVICES	1,305	1,100	395	705	1,100	1,500	0	1,500
TOTAL PROFESSIONAL SERVICES	1,305	1,100	395	705	1,100	1,500	0	1,500
CAPITAL OUTLAY								
33-6580 BLDG & GROUND IMPROVEMENT	0	121,500	73,991	47,509	121,500	0	150,000	150,000
33-6598 FURN. & EQUIPMENT	16,741	0	0	0	0	0	0	0
TOTAL CAPITAL OUTLAY	16,741	121,500	73,991	47,509	121,500	0	150,000	150,000
INTERFUND ACTIVITY								
33-9791 EQUIPMENT USER FEE	2,200	2,200	0	2,200	2,200	2,200	0	2,200
TOTAL INTERFUND ACTIVITY	2,200	2,200	0	2,200	2,200	2,200	0	2,200
TOTAL 33-BUILDING MAINTENANCE	275,451	363,650	230,182	172,865	403,047	254,103	165,150	419,253

CITY COUNCIL MEETING PACKET FOR SEPTEMBER 18, 2017

01 -GENERAL FUND
35-SOLID WASTE

	ACTUAL 2015-2016	ADOPTED BUDGET 2016-2017	CURRENT ACTIVITY ACTUAL Y-T-D	CURRENT ACTIVITY PROJECTED 2016-2017	CURRENT ACTIVITY TOTAL 2016-2017	PROPOSED BUDGET BASE 2017-2018	PROPOSED BUDGET SUPPLEMENTAL 2017-2018	PROPOSED BUDGET TOTAL 2017-2018
SALARIES, WAGES & BENEFIT TOTAL								
PROFESSIONAL SERVICES								
35-5508 SOLID WASTECOLLECTION SERVIC	304,428	333,123	180,703	152,420	333,123	334,020	6,469	340,489
35-5509 STORM CLEAN-UP-DEBRIS REMOVA	180,856	2,000	0	2,000	2,000	2,900	0	2,900
35-5519 RECYCLING PROGRAM	88,302	90,938	52,101	38,837	90,938	91,800	1,379	93,179
TOTAL PROFESSIONAL SERVICES	573,586	426,061	232,804	193,257	426,061	428,720	7,848	436,568
TOTAL 35-SOLID WASTE	573,586	426,061	232,804	193,257	426,061	428,720	7,848	436,568

CITY COUNCIL MEETING PACKET FOR SEPTEMBER 18, 2017

01 -GENERAL FUND
36-FLEET SERVICES

	ACTUAL 2015-2016	ADOPTED BUDGET 2016-2017	CURRENT ACTIVITY ACTUAL Y-T-D	CURRENT ACTIVITY PROJECTED 2016-2017	CURRENT ACTIVITY TOTAL 2016-2017	PROPOSED BUDGET BASE 2017-2018	PROPOSED BUDGET SUPPLEMENTAL 2017-2018	PROPOSED BUDGET TOTAL 2017-2018
SALARIES, WAGES & BENEFIT								
36-3001 SALARIES	100,204	101,700	63,968	35,639	99,607	106,300	9,000	115,300
36-3003 LONGEVITY	714	900	482	283	765	1,000	0	1,000
36-3007 OVERTIME	4,806	5,000	537	4,463	5,000	5,000	0	5,000
36-3010 INCENTIVES	603	600	373	208	581	600	0	600
36-3051 FICA/MEDICARE TAXES	7,897	8,300	5,115	3,105	8,220	8,700	700	9,400
36-3052 WORKMEN'S COMPENSATION	2,125	2,700	1,698	0	1,698	2,200	100	2,300
36-3053 EMPLOYMENT TAXES	346	1,800	17	0	17	1,800	0	1,800
36-3054 RETIREMENT	16,088	16,800	10,600	5,683	16,283	17,500	1,400	18,900
36-3055 HEALTH INSURANCE	16,399	18,200	11,349	5,734	17,083	19,782	0	19,782
36-3056 LIFE INS	153	200	102	51	153	200	0	200
36-3057 DENTAL	1,342	1,500	972	497	1,469	1,700	0	1,700
36-3058 LONG-TERM DISABILITY	417	500	287	143	430	500	0	500
TOTAL SALARIES, WAGES & BENEFIT	151,093	158,200	95,500	55,806	151,306	165,282	11,200	176,482
SUPPLIES								
36-3503 OFFICE SUPPLIES	0	500	129	371	500	500	0	500
36-3504 WEARING APPAREL	812	900	304	596	900	900	0	900
36-3510 MANUALS AND PERIODICALS	0	1,000	0	1,000	1,000	1,000	0	1,000
36-3514 FUEL AND OIL	108,824	130,000	65,404	64,596	130,000	130,000	0	130,000
36-3523 TOOLS/EQUIPMENT	1,766	1,900	346	1,554	1,900	1,900	0	1,900
36-3529 VEHICLE REPAIR PARTS	34,623	35,700	16,349	19,351	35,700	35,900	4,300	40,200
36-3535 SHOP SUPPLIES	3,055	2,800	1,886	914	2,800	2,800	0	2,800
TOTAL SUPPLIES	149,079	172,800	84,418	88,382	172,800	173,000	4,300	177,300
MAINTENANCE--EQUIPMENT								
36-4520 AUTO REPAIR/OUTSOURCED	33,667	35,900	40,793	15,107	55,900	35,900	19,100	55,000
TOTAL MAINTENANCE--EQUIPMENT	33,667	35,900	40,793	15,107	55,900	35,900	19,100	55,000
SERVICES								
36-5020 COMMUNICATIONS	1,497	2,000	891	300	1,191	2,000	0	2,000
36-5027 MEMBERSHIP	125	700	89	611	700	700	0	700
36-5029 TRAVEL/TRAINING	1,854	1,700	935	765	1,700	2,300	0	2,300
TOTAL SERVICES	3,476	4,400	1,915	1,676	3,591	5,000	0	5,000
SUNDRY								
36-5405 LICENSES/PERMITS	421	400	615	100	715	750	0	750
TOTAL SUNDRY	421	400	615	100	715	750	0	750
OTHER SERVICES								
TOTAL								

CITY COUNCIL MEETING PACKET FOR SEPTEMBER 18, 2017

01 -GENERAL FUND
36-FLEET SERVICES

	ACTUAL 2015-2016	ADOPTED BUDGET 2016-2017	CURRENT ACTIVITY ACTUAL Y-T-D	CURRENT ACTIVITY PROJECTED 2016-2017	CURRENT ACTIVITY TOTAL 2016-2017	PROPOSED BUDGET BASE 2017-2018	PROPOSED BUDGET SUPPLEMENTAL 2017-2018	PROPOSED BUDGET TOTAL 2017-2018
CAPITAL OUTLAY								
36-6572 SPECIAL EQUIPMENT	0	7,160	6,547	613	7,160	7,160	0	7,160
36-6574 COMPUTER SOFTWARE	0	1,500	1,608	0	1,608	1,650	0	1,650
TOTAL CAPITAL OUTLAY	0	8,660	8,155	613	8,768	8,810	0	8,810
INTERFUND ACTIVITY								
36-9772 TECHNOLOGY USER FEE	500	500	0	500	500	500	500	1,000
TOTAL INTERFUND ACTIVITY	500	500	0	500	500	500	500	1,000
TOTAL 36-FLEET SERVICES	338,235	380,860	231,396	162,184	393,580	389,242	35,100	424,342

CITY COUNCIL MEETING PACKET FOR SEPTEMBER 18, 2017

01 -GENERAL FUND
39-PARKS & RECREATION

	ACTUAL 2015-2016	ADOPTED BUDGET 2016-2017	CURRENT ACTIVITY ACTUAL Y-T-D	CURRENT ACTIVITY PROJECTED 2016-2017	CURRENT ACTIVITY TOTAL 2016-2017	PROPOSED BUDGET BASE 2017-2018	PROPOSED BUDGET SUPPLEMENTAL 2017-2018	PROPOSED BUDGET TOTAL 2017-2018
SALARIES, WAGES & BENEFIT								
39-3001 SALARIES	270,690	293,401	174,312	95,220	269,532	304,044	74,650	378,694
39-3002 WAGES	27,920	49,824	2,294	47,530	49,824	49,824	0	49,824
39-3003 LONGEVITY	2,324	2,900	1,570	897	2,467	3,200	624	3,824
39-3007 OVERTIME	561	1,800	465	1,335	1,800	1,800	0	1,800
39-3051 FICA/MEDICARE TAXES	21,195	26,700	12,991	11,091	24,082	27,500	5,710	33,210
39-3052 WORKMEN'S COMPENSATION	6,830	8,700	5,471	0	5,471	6,800	690	7,490
39-3053 EMPLOYMENT TAXES	1,260	9,900	753	2,000	2,753	9,900	900	10,800
39-3054 RETIREMENT	41,636	46,300	28,543	13,643	42,186	48,000	11,613	59,613
39-3055 HEALTH INSURANCE	77,112	105,900	48,823	58,005	106,828	111,794	8,695	120,489
39-3056 LIFE INS	549	700	370	179	549	700	87	787
39-3057 DENTAL	4,926	6,600	3,326	1,839	5,165	7,300	497	7,797
39-3058 LONG-TERM DISABILITY	1,089	1,300	766	383	1,149	1,300	387	1,687
TOTAL SALARIES, WAGES & BENEFIT	456,091	554,025	279,684	232,122	511,806	572,162	103,853	676,015
SUPPLIES								
39-3504 WEARING APPAREL	1,337	2,240	1,375	865	2,240	2,240	0	2,240
39-3506 CHEMICALS	912	1,000	111	889	1,000	1,000	0	1,000
39-3523 TOOLS/EQUIPMENT	10,230	7,300	3,771	3,529	7,300	7,300	0	7,300
39-3531 RECREATION & EVENTS	11,681	13,000	3,560	8,560	12,120	13,000	0	13,000
39-3534 EQUIP REPAIR PARTS	2,915	3,000	1,907	1,093	3,000	3,000	0	3,000
39-3536 LANDSCAPING MATERIALS	7,272	10,000	8,282	1,718	10,000	10,000	0	10,000
TOTAL SUPPLIES	34,346	36,540	19,005	16,654	35,659	36,540	0	36,540
MAINTENANCE--BLDGS, STRUC								
39-4007 POOL MAINTENANCE	47,724	16,250	5,845	10,405	16,250	17,250	1,500	18,750
39-4008 PARK MAINTENANCE	16,674	12,000	4,930	7,070	12,000	12,000	3,000	15,000
TOTAL MAINTENANCE--BLDGS, STRUC	64,398	28,250	10,775	17,475	28,250	29,250	4,500	33,750
MAINTENANCE--EQUIPMENT								
TOTAL								
SERVICES								
39-5020 COMMUNICATIONS	2,594	2,661	900	1,761	2,661	2,661	0	2,661
39-5029 TRAVEL/TRAINING	1,048	1,100	1,522	0	1,522	1,600	0	1,600
TOTAL SERVICES	3,642	3,761	2,423	1,761	4,184	4,261	0	4,261
CAPITAL OUTLAY								
39-6516 PARKS & LANDSCAPING PROJS	44,008	105,000	9,601	95,399	105,000	0	65,000	65,000
39-6598 MISCELLANEOUS EQUIPMENT	6,400	0	0	0	0	0	10,000	10,000
TOTAL CAPITAL OUTLAY	50,408	105,000	9,601	95,399	105,000	0	75,000	75,000

CITY COUNCIL MEETING PACKET FOR SEPTEMBER 18, 2017

01 -GENERAL FUND
39-PARKS & RECREATION

	ACTUAL 2015-2016	ADOPTED BUDGET 2016-2017	CURRENT ACTIVITY ACTUAL Y-T-D	CURRENT ACTIVITY PROJECTED 2016-2017	CURRENT ACTIVITY TOTAL 2016-2017	PROPOSED BUDGET BASE 2017-2018	PROPOSED BUDGET SUPPLEMENTAL 2017-2018	PROPOSED BUDGET TOTAL 2017-2018
INTERFUND ACTIVITY								
39-9772 TECHNOLOGY USER FEE	625	625	0	625	625	625	0	625
39-9791 EQUIPMENT USER FEE	14,000	14,500	0	7,000	7,000	11,300	0	11,300
TOTAL INTERFUND ACTIVITY	14,625	15,125	0	7,625	7,625	11,925	0	11,925
TOTAL 39-PARKS & RECREATION	623,509	742,701	321,488	371,036	692,524	654,138	183,353	837,491
**** TOTAL FUND EXPENSES ****	12,638,584	11,109,770	6,358,540	5,548,002	11,906,542	11,534,428	5,194,081	16,728,509
REVENUE OVER/(UNDER) EXPENDITURES	1,750,365	1,256,821	4,962,396	(2,114,403)	2,847,993	2,571,210	(4,985,212)	(2,414,002)
PROJECTED ENDING FUND BALANCE	9,527,220	10,784,041			12,375,213	14,946,423		9,961,211

** END OF REPORT **

CITY COUNCIL MEETING PACKET FOR SEPTEMBER 18, 2017

BUDGET PLANNING REPORT
AS OF: MAY 31ST, 2017

02 -UTILITY FUND
REVENUES

	ACTUAL 2015-2016	ADOPTED BUDGET 2016-2017	CURRENT ACTIVITY ACTUAL Y-T-D	CURRENT ACTIVITY PROJECTED 2016-2017	CURRENT ACTIVITY TOTAL 2016-2017	PROPOSED BUDGET BASE 2017-2018	PROPOSED BUDGET SUPPLEMENTAL 2017-2018	PROPOSED BUDGET TOTAL 2017-2018
BEGINNING FUND BALANCE	9,706,435	10,558,225			10,558,225	9,989,901		9,989,901
FEES & CHARGES FOR SERVIC								
40-8541 WATER SERVICE	2,726,240	2,700,000	1,809,215	1,000,000	2,809,215	2,850,000	0	2,850,000
40-8542 SEWER SERVICE	1,265,546	1,300,000	885,642	450,000	1,335,642	1,350,000	0	1,350,000
40-8543 WATER SERVICE-INCREASE	35,333	0	11,851	0	11,851	0	0	0
40-8544 SEWER SERVICE-INCREASE	0	0	0	6,000	6,000	0	0	0
40-8545 WATER AUTHORITY FEE	12,040	40,000	6,952	1,000	7,952	15,000	0	15,000
40-8546 CREDIT CARD FEES	3,148	2,000	4,194	0	4,194	3,000	0	3,000
TOTAL FEES & CHARGES FOR SERVIC	4,042,307	4,042,000	2,717,854	1,457,000	4,174,854	4,218,000	0	4,218,000
INTEREST EARNED								
40-9601 INTEREST EARNED	12,411	10,000	15,425	10,000	25,425	20,000	0	20,000
TOTAL INTEREST EARNED	12,411	10,000	15,425	10,000	25,425	20,000	0	20,000
INTERFUND ACTIVITY								
TOTAL								
MISCELLANEOUS REVENUE								
40-9840 PENALTIES & ADJUSTMENTS	49,618	25,000	20,580	8,000	28,580	25,000	0	25,000
40-9899 MISCELLANEOUS	218,388	25,000	16,032	5,000	21,032	25,000	0	25,000
TOTAL MISCELLANEOUS REVENUE	268,006	50,000	36,612	13,000	49,612	50,000	0	50,000
OTHER AGENCY REVENUES								
40-9904 TXDOT-REIMBURSEMENT	168,969	0	0	0	0	0	0	0
TOTAL OTHER AGENCY REVENUES	168,969	0	0	0	0	0	0	0
**** TOTAL REVENUE ****	4,491,693	4,102,000	2,769,891	1,480,000	4,249,891	4,288,000	0	4,288,000
**** TOTAL FUNDS AVAIL ****	14,198,127	14,660,225			14,808,116	14,277,901		14,277,901

CITY COUNCIL MEETING PACKET FOR SEPTEMBER 18, 2017

02 -UTILITY FUND
45-WATER & SEWER

	ACTUAL 2015-2016	ADOPTED BUDGET 2016-2017	CURRENT ACTIVITY ACTUAL Y-T-D	CURRENT ACTIVITY PROJECTED 2016-2017	CURRENT ACTIVITY TOTAL 2016-2017	PROPOSED BUDGET BASE 2017-2018	PROPOSED BUDGET SUPPLEMENTAL 2017-2018	PROPOSED BUDGET TOTAL 2017-2018
SALARIES, WAGES & BENEFIT								
45-3001 SALARIES	193,491	177,800	103,666	58,977	162,643	177,100	17,800	194,900
45-3003 LONGEVITY	2,772	2,000	1,065	615	1,680	2,100	0	2,100
45-3007 OVERTIME	43,025	24,500	22,508	1,992	24,500	24,500	0	24,500
45-3051 FICA/MEDICARE TAXES	16,302	15,700	9,778	4,711	14,489	15,600	1,400	17,000
45-3052 WORKMEN'S CONPENSATION	4,932	6,600	4,150	0	4,150	5,200	500	5,700
45-3053 EMPLOYMENT TAXES	967	5,400	341	5,059	5,400	5,400	0	5,400
45-3054 RETIREMENT	36,672	31,300	20,440	8,622	29,062	31,200	2,700	33,900
45-3055 HEALTH INSURANCE	60,616	60,100	39,306	20,528	59,834	70,823	0	70,823
45-3056 LIFE INS	370	500	249	128	377	500	0	500
45-3057 DENTAL	3,843	5,200	2,543	1,341	3,884	5,800	0	5,800
45-3058 LONG-TERM DISABILITY	671	800	444	238	682	800	100	900
TOTAL SALARIES, WAGES & BENEFIT	363,663	329,900	204,491	102,211	306,702	339,023	22,500	361,523
SUPPLIES								
45-3500 PENSION EXPENSE	29,246	0	0	0	0	0	0	0
45-3502 POSTAGE/FREIGHT/DEL. FEE	11,486	14,000	6,549	7,451	14,000	14,000	0	14,000
45-3503 OFFICE SUPPLIES	1,736	3,100	781	2,319	3,100	3,100	0	3,100
45-3504 WEARING APPAREL	1,563	2,000	672	1,328	2,000	2,000	0	2,000
45-3506 CHEMICALS	7,489	9,000	8,554	5,446	14,000	9,000	5,000	14,000
45-3510 BOOKS & PERIODICALS	0	600	0	600	600	600	0	600
45-3523 TOOLS/EQUIPMENT	2,124	2,000	925	1,075	2,000	2,000	0	2,000
45-3534 PARTS AND MATERIALS	371	1,200	599	601	1,200	1,200	0	1,200
45-3535 SHOP SUPPLIES	303	500	164	336	500	500	0	500
TOTAL SUPPLIES	54,319	32,400	18,244	19,156	37,400	32,400	5,000	37,400
MAINTENANCE--BLDGS, STRUC								
45-4001 BUILDINGS AND GROUNDS	1,810	4,000	717	3,283	4,000	4,000	0	4,000
45-4041 WATER SYSTEM MAINTENANCE	26,627	30,000	10,290	19,710	30,000	30,000	0	30,000
45-4042 SEWER SYSTEM MAINTENANCE	2,864	10,000	1,601	8,399	10,000	10,000	0	10,000
45-4043 WATER PLANTS MAINTENANCE	14,904	17,000	8,803	8,198	17,001	17,000	0	17,000
45-4044 LIFT STATIONS MAINTENANCE	3,747	16,000	12,333	3,667	16,000	16,000	0	16,000
45-4045 SEWER PLANT MAINTENANCE	25,529	45,000	13,788	31,212	45,000	45,000	0	45,000
TOTAL MAINTENANCE--BLDGS, STRUC	75,481	122,000	47,533	74,469	122,002	122,000	0	122,000
MAINTENANCE--EQUIPMENT								
45-4504 COMPUTER SOFTWARE	7,443	5,300	5,402	800	6,202	6,200	0	6,200
TOTAL MAINTENANCE--EQUIPMENT	7,443	5,300	5,402	800	6,202	6,200	0	6,200
SERVICES								
45-5012 PRINTING	4,904	1,750	820	930	1,750	1,800	0	1,800
45-5015 LAB TESTS	17,975	23,400	11,953	11,447	23,400	23,400	0	23,400
45-5017 UTILITIES	144,486	140,000	76,472	63,528	140,000	140,000	0	140,000
45-5019 W.O.B. DISPOSAL-O&M CONTR	380,712	500,000	193,817	306,183	500,000	500,000	0	500,000
45-5020 COMMUNICATIONS	5,736	9,511	4,300	5,211	9,511	9,511	0	9,511

CITY COUNCIL MEETING PACKET FOR SEPTEMBER 18, 2017

02 -UTILITY FUND
45-WATER & SEWER

	ACTUAL 2015-2016	ADOPTED BUDGET 2016-2017	CURRENT ACTIVITY ACTUAL Y-T-D	CURRENT ACTIVITY PROJECTED 2016-2017	CURRENT ACTIVITY TOTAL 2016-2017	PROPOSED BUDGET BASE 2017-2018	PROPOSED BUDGET SUPPLEMENTAL 2017-2018	PROPOSED BUDGET TOTAL 2017-2018
45-5022 RENTAL OF EQUIPMENT	0	500	0	500	500	500	0	500
45-5025 PUBLIC NOTICES	0	800	0	800	800	800	0	800
45-5027 MEMBERSHIPS	586	1,000	497	503	1,000	1,000	0	1,000
45-5029 TRAVEL/TRAINING	3,230	15,100	7,818	7,282	15,100	15,100	0	15,100
TOTAL SERVICES	557,628	692,061	295,677	396,384	692,061	692,111	0	692,111
SUNDRY								
45-5405 PERMITS, FEES, CREDIT CD FEE	18,269	19,500	21,401	1,000	22,401	20,400	0	20,400
45-5411 WATER-PURCHASED	1,485,377	1,608,914	829,636	779,278	1,608,914	1,609,000	0	1,609,000
45-5412 WATER AUTHORITY FEES	34,978	40,000	6,986	33,014	40,000	40,000	0	40,000
45-5499 DEPRECIATION EXPENSE	422,547	0	0	0	0	0	0	0
TOTAL SUNDRY	1,961,172	1,668,414	858,023	813,292	1,671,315	1,669,400	0	1,669,400
PROFESSIONAL SERVICES								
45-5501 AUDITS/CONTRACTS/STUDIES	0	10,000	0	10,000	10,000	10,000	0	10,000
45-5510 ENGINEERING SERVICES	30,100	150,000	950	149,050	150,000	150,000	0	150,000
45-5515 CONSULTANT SERVICES	26,613	260,000	152,651	107,349	260,000	260,000	0	260,000
TOTAL PROFESSIONAL SERVICES	56,713	420,000	153,601	266,399	420,000	420,000	0	420,000
OTHER SERVICES								
45-6001 INSURANCE-VEHICLES	9,377	9,800	9,430	370	9,800	9,800	0	9,800
45-6003 LIABILITY-FIRE & CASUALTY	5,786	9,000	7,393	1,607	9,000	9,000	0	9,000
TOTAL OTHER SERVICES	15,163	18,800	16,823	1,977	18,800	18,800	0	18,800
CAPITAL OUTLAY								
45-6572 SPECIAL EQUIPMENT	0	66,000	0	66,000	66,000	0	0	0
TOTAL CAPITAL OUTLAY	0	66,000	0	66,000	66,000	0	0	0
CAPITAL IMPROVEMENTS								
45-7080 MISC.	(22,607)	0	0	0	0	0	0	0
TOTAL CAPITAL IMPROVEMENTS	(22,607)	0	0	0	0	0	0	0
INTERFUND ACTIVITY								
45-9751 TRANSFER TO GENERAL FUND	460,000	470,000	0	470,000	470,000	550,000	0	550,000
45-9753 TRANSFER TO DEBT SERVICE FUN	93,632	92,413	0	92,413	92,413	91,530	0	91,530
45-9772 TECHNOLOGY USER FEE	500	750	0	750	750	750	0	750
45-9781 EQUIPMENT PURCHASE CONTRIBUT	0	155,000	0	65,000	65,000	0	0	0
45-9791 EQUIPMENT USER FEE	12,500	33,800	0	19,500	19,500	19,500	0	19,500
TOTAL INTERFUND ACTIVITY	566,632	751,963	0	647,663	647,663	661,780	0	661,780
TOTAL 45-WATER & SEWER	3,635,607	4,106,838	1,599,794	2,388,351	3,988,145	3,961,714	27,500	3,989,214

CITY COUNCIL MEETING PACKET FOR SEPTEMBER 18, 2017

02 -UTILITY FUND
46-UTILITY CAPITAL PROJEC

	ACTUAL 2015-2016	ADOPTED BUDGET 2016-2017	CURRENT ACTIVITY ACTUAL Y-T-D	CURRENT ACTIVITY PROJECTED 2016-2017	CURRENT ACTIVITY TOTAL 2016-2017	PROPOSED BUDGET BASE 2017-2018	PROPOSED BUDGET SUPPLEMENTAL 2017-2018	PROPOSED BUDGET TOTAL 2017-2018
CAPITAL IMPROVEMENTS								
46-7012 METER REPLACEMENT	4,296	250,000	138,313	111,687	250,000	250,000	0	250,000
46-7032 TELEVISING SEWER LINES	0	50,000	24,900	25,100	50,000	0	0	0
46-7064 CASTLEBRIDGE WWTP	(0)	670,000	55,070	0	55,070	200,000	0	200,000
46-7072 WATER PLANT - SEATTLE	0	150,000	32,464	117,536	150,000	200,000	0	200,000
46-7080 AUTOCNTRL-SCADA	0	70,000	5,000	65,000	70,000	100,000	0	100,000
46-7084 PHILIPPINE LIFT STATION	0	0	0	0	0	20,000	0	20,000
46-7087 SEWER REHABILITATION	0	0	0	0	0	500,000	0	500,000
46-7091 WHITEOAK BAYOU REHABILITATIO	0	0	0	0	0	596,000	0	596,000
46-7094 CASTLEBRIDGE CLARIFIER RE/LI	0	210,000	100,000	110,000	210,000	100,000	0	100,000
46-7095 VILLAGE WATER PUMP UPGRADE	0	0	0	0	0	80,000	0	80,000
46-7096 VILLAGE - WATER PLANT	0	100,000	0	0	0	275,000	0	275,000
46-7100 WATER PLANT - WEST ROAD	0	150,000	0	0	0	0	0	0
46-7101 LIGHTS PROJECT - WATER PLANT	0	45,000	0	45,000	45,000	100,000	0	100,000
46-7107 SEATTLE WATER PLANT-CL2/CHLO	0	0	0	0	0	100,000	0	100,000
46-7108 GROUND STORAGE TANK-SEATTLE	0	150,000	0	0	0	0	0	0
46-7126 REHAB - REPAIR STORM WAT LIN	0	0	0	0	0	200,000	0	200,000
46-7127 CONGO MAINTENANCE	0	0	0	0	0	25,000	0	25,000
46-7128 VILLAGE WATER PLANT GENERATO	0	0	0	0	0	150,000	0	150,000
TOTAL CAPITAL IMPROVEMENTS	4,296	1,845,000	355,747	474,323	830,070	2,896,000	0	2,896,000
TOTAL 46-UTILITY CAPITAL PROJEC	4,296	1,845,000	355,747	474,323	830,070	2,896,000	0	2,896,000

CITY COUNCIL MEETING PACKET FOR SEPTEMBER 18, 2017

02 -UTILITY FUND
47-UTILITY DEBT SERVICE

	ACTUAL 2015-2016	ADOPTED BUDGET 2016-2017	CURRENT ACTIVITY ACTUAL Y-T-D	CURRENT ACTIVITY PROJECTED 2016-2017	CURRENT ACTIVITY TOTAL 2016-2017	PROPOSED BUDGET BASE 2017-2018	PROPOSED BUDGET SUPPLEMENTAL 2017-2018	PROPOSED BUDGET TOTAL 2017-2018
OTHER SERVICES								
TOTAL								
DEBT SERVICE								
TOTAL								
TOTAL								
**** TOTAL FUND EXPENSES ****	3,639,903	5,951,838	1,955,541	2,862,674	4,818,215	6,857,714	27,500	6,885,214
REVENUE OVER/(UNDER) EXPENDITURES	851,790	(1,849,838)	814,350	(1,382,674)	(568,324)	(2,569,714)	(27,500)	(2,597,214)
PROJECTED ENDING FUND BALANCE	10,558,225	8,708,387			9,989,901	7,420,187		7,392,687

** END OF REPORT **

CITY COUNCIL MEETING PACKET FOR SEPTEMBER 18, 2017

BUDGET PLANNING REPORT
AS OF: MAY 31ST, 2017

03 -DEBT SERVICE FUND
REVENUES

	ACTUAL 2015-2016	ADOPTED BUDGET 2016-2017	CURRENT ACTIVITY ACTUAL Y-T-D	CURRENT ACTIVITY PROJECTED 2016-2017	CURRENT ACTIVITY TOTAL 2016-2017	PROPOSED BUDGET BASE 2017-2018	PROPOSED BUDGET SUPPLEMENTAL 2017-2018	PROPOSED BUDGET TOTAL 2017-2018
BEGINNING FUND BALANCE	463,975	456,038			456,038	432,539		432,539
PROPERTY TAXES								
50-7101 CURRENT PROPERTY TAXES	2,386,295	2,331,782	2,289,504	11,000	2,300,504	2,270,000	0	2,270,000
50-7102 DELINQUENT PROPERTY TAX	(6,861)	30,000	(28,021)	6,000	(22,021)	30,000	0	30,000
50-7103 PENALTY, INTEREST, COSTS	8,781	15,000	5,424	1,000	6,424	15,000	0	15,000
TOTAL PROPERTY TAXES	2,388,215	2,376,782	2,266,907	18,000	2,284,907	2,315,000	0	2,315,000
INTEREST EARNED								
50-9601 INTEREST EARNED	1,376	1,300	2,158	800	2,958	2,500	0	2,500
50-9602 BONDS ISSUED	6,710,000	0	0	0	0	0	0	0
50-9603 BONDS PREMIUM	628,469	0	0	0	0	0	0	0
TOTAL INTEREST EARNED	7,339,845	1,300	2,158	800	2,958	2,500	0	2,500
INTERFUND ACTIVITY								
50-9752 TRANSFER FROM UTILITY FUND	93,632	92,413	0	92,413	92,413	91,530	0	91,530
TOTAL INTERFUND ACTIVITY	93,632	92,413	0	92,413	92,413	91,530	0	91,530
**** TOTAL REVENUE ****	9,821,692	2,470,495	2,269,065	111,213	2,380,278	2,409,030	0	2,409,030
**** TOTAL FUNDS AVAIL ****	10,285,667	2,926,533			2,836,316	2,841,569		2,841,569

CITY COUNCIL MEETING PACKET FOR SEPTEMBER 18, 2017

BUDGET PLANNING REPORT
AS OF: MAY 31ST, 2017

03 -DEBT SERVICE FUND
51-DEBT SERVICE

	ACTUAL 2015-2016	ADOPTED BUDGET 2016-2017	CURRENT ACTIVITY ACTUAL Y-T-D	CURRENT ACTIVITY PROJECTED 2016-2017	CURRENT ACTIVITY TOTAL 2016-2017	PROPOSED BUDGET BASE 2017-2018	PROPOSED BUDGET SUPPLEMENTAL 2017-2018	PROPOSED BUDGET TOTAL 2017-2018
DEBT SERVICE								
51-6121 PRINCIPAL/DEBT SERVICE	1,765,000	1,875,000	1,875,000	0	1,875,000	1,925,000	0	1,925,000
51-6122 INTEREST/DEBT SERVICE	651,429	519,778	272,021	247,757	519,778	473,422	0	473,422
51-6123 MAINTENANCE FEE/DEBT SERVICE	1,250	9,000	2,000	7,000	9,000	9,000	0	9,000
51-6126 BOND REFUNDING COST	129,960	0	0	0	0	0	0	0
51-6127 ESCROW PAYMENT	7,281,990	0	0	0	0	0	0	0
TOTAL DEBT SERVICE	9,829,629	2,403,778	2,149,021	254,757	2,403,778	2,407,422	0	2,407,422
INTERFUND ACTIVITY TOTAL								
TOTAL 51-DEBT SERVICE	9,829,629	2,403,778	2,149,021	254,757	2,403,778	2,407,422	0	2,407,422
**** TOTAL FUND EXPENSES ****	9,829,629	2,403,778	2,149,021	254,757	2,403,778	2,407,422	0	2,407,422
REVENUE OVER/(UNDER) EXPENDITURES	(7,937)	66,717	120,045	(143,544)	(23,499)	1,608	0	1,608
PROJECTED ENDING FUND BALANCE	456,038	522,755			432,539	434,147		434,147

** END OF REPORT **

CITY COUNCIL MEETING PACKET FOR SEPTEMBER 18, 2017

BUDGET PLANNING REPORT
AS OF: MAY 31ST, 2017

04 -IMPACT FEE FUND
REVENUES

	ACTUAL 2015-2016	ADOPTED BUDGET 2016-2017	CURRENT ACTIVITY ACTUAL Y-T-D	CURRENT ACTIVITY PROJECTED 2016-2017	CURRENT ACTIVITY TOTAL 2016-2017	PROPOSED BUDGET BASE 2017-2018	PROPOSED BUDGET SUPPLEMENTAL 2017-2018	PROPOSED BUDGET TOTAL 2017-2018
BEGINNING FUND BALANCE	26,878	164,788			164,788	379,648		379,648
FEES & CHARGES FOR SERVIC								
43-8547 WATER DISTRIBUTION	100,595	20,000	166,838	10,000	176,838	50,000	0	50,000
43-8548 SEWER PLANT CAPACITY	35,706	10,000	30,561	5,000	35,561	25,000	0	25,000
43-8549 WATER PLANT CAPACITY	0	1,500	0	0	0	1,500	0	1,500
TOTAL FEES & CHARGES FOR SERVIC	136,302	31,500	197,399	15,000	212,399	76,500	0	76,500
INTEREST EARNED								
43-9601 INTEREST EARNED	1,608	1,500	2,461	0	2,461	2,000	0	2,000
TOTAL INTEREST EARNED	1,608	1,500	2,461	0	2,461	2,000	0	2,000
**** TOTAL REVENUE ****	137,910	33,000	199,860	15,000	214,860	78,500	0	78,500
**** TOTAL FUNDS AVAIL ****	164,788	197,788			379,648	458,148		458,148

CITY COUNCIL MEETING PACKET FOR SEPTEMBER 18, 2017

BUDGET PLANNING REPORT
AS OF: MAY 31ST, 2017

04 -IMPACT FEE FUND
45-WATER & SEWER

	ACTUAL 2015-2016	ADOPTED BUDGET 2016-2017	CURRENT ACTIVITY ACTUAL Y-T-D	CURRENT ACTIVITY PROJECTED 2016-2017	CURRENT ACTIVITY TOTAL 2016-2017	PROPOSED BUDGET BASE 2017-2018	PROPOSED BUDGET SUPPLEMENTAL 2017-2018	PROPOSED BUDGET TOTAL 2017-2018
INTERFUND ACTIVITY								
TOTAL								
TOTAL								
REVENUE OVER/(UNDER) EXPENDITURES	137,910	33,000	199,860	15,000	214,860	78,500	0	78,500
PROJECTED ENDING FUND BALANCE	164,788	197,788			379,648	458,148		458,148

** END OF REPORT **

CITY COUNCIL MEETING PACKET FOR SEPTEMBER 18, 2017

BUDGET PLANNING REPORT
AS OF: MAY 31ST, 2017

05 -MOTEL TAX FUND
REVENUES

	ACTUAL 2015-2016	ADOPTED BUDGET 2016-2017	CURRENT ACTIVITY ACTUAL Y-T-D	CURRENT ACTIVITY PROJECTED 2016-2017	CURRENT ACTIVITY TOTAL 2016-2017	PROPOSED BUDGET BASE 2017-2018	PROPOSED BUDGET SUPPLEMENTAL 2017-2018	PROPOSED BUDGET TOTAL 2017-2018
BEGINNING FUND BALANCE	653,584	671,640			671,640	698,975		698,975
OTHER TAXES								
55-7635 MOTEL OCCUPANCY TAX	93,741	80,000	56,414	40,000	96,414	150,000	0	150,000
TOTAL OTHER TAXES	93,741	80,000	56,414	40,000	96,414	150,000	0	150,000
INTEREST EARNED								
55-9601 INTEREST EARNED	1,686	1,500	2,112	1,000	3,112	2,500	0	2,500
TOTAL INTEREST EARNED	1,686	1,500	2,112	1,000	3,112	2,500	0	2,500
**** TOTAL REVENUE ****	95,427	81,500	58,526	41,000	99,526	152,500	0	152,500
**** TOTAL FUNDS AVAIL ****	749,011	753,140			771,165	851,475		851,475

CITY COUNCIL MEETING PACKET FOR SEPTEMBER 18, 2017

05 -MOTEL TAX FUND
56-MOTEL TAX

	ACTUAL 2015-2016	ADOPTED BUDGET 2016-2017	CURRENT ACTIVITY ACTUAL Y-T-D	CURRENT ACTIVITY PROJECTED 2016-2017	CURRENT ACTIVITY TOTAL 2016-2017	PROPOSED BUDGET BASE 2017-2018	PROPOSED BUDGET SUPPLEMENTAL 2017-2018	PROPOSED BUDGET TOTAL 2017-2018
SERVICES								
56-5043 GENERAL ADVERTISING	25,000	45,000	12,500	27,500	40,000	25,000	0	25,000
56-5044 ADVERTISING	26,568	32,500	6,635	0	6,635	32,500	0	32,500
56-5045 SPECIAL EVENT	9,804	10,000	9,055	0	9,055	0	0	0
TOTAL SERVICES	61,372	87,500	28,190	27,500	55,690	57,500	0	57,500
PROFESSIONAL SERVICES								
TOTAL								
CAPITAL OUTLAY								
TOTAL								
INTERFUND ACTIVITY								
56-9751 TRANSFER TO GENERAL FUND	16,000	16,500	0	16,500	16,500	17,000	0	17,000
56-9752 TRANSFER TO THE GOLF COURSE	0	0	0	0	0	0	50,000	50,000
56-9753 TRANSFER TO CAPITAL IMP FUND	0	0	0	0	0	0	350,000	350,000
TOTAL INTERFUND ACTIVITY	16,000	16,500	0	16,500	16,500	17,000	400,000	417,000
TOTAL 56-MOTEL TAX	77,372	104,000	28,190	44,000	72,190	74,500	400,000	474,500
**** TOTAL FUND EXPENSES ****	77,372	104,000	28,190	44,000	72,190	74,500	400,000	474,500
REVENUE OVER/(UNDER) EXPENDITURES	18,055	(22,500)	30,336	(3,000)	27,336	78,000	(400,000)	(322,000)
PROJECTED ENDING FUND BALANCE	671,640	649,140			698,975	776,975		376,975

** END OF REPORT **

CITY COUNCIL MEETING PACKET FOR SEPTEMBER 18, 2017

BUDGET PLANNING REPORT
AS OF: MAY 31ST, 2017

06 -ASSET FORFEITURE FUND
REVENUES

	ACTUAL 2015-2016	ADOPTED BUDGET 2016-2017	CURRENT ACTIVITY ACTUAL Y-T-D	CURRENT ACTIVITY PROJECTED 2016-2017	CURRENT ACTIVITY TOTAL 2016-2017	PROPOSED BUDGET BASE 2017-2018	PROPOSED BUDGET SUPPLEMENTAL 2017-2018	PROPOSED BUDGET TOTAL 2017-2018
BEGINNING FUND BALANCE	78,221	88,346			88,346	83,664		83,664
INTEREST EARNED								
60-9601 INTEREST EARNED	211	150	253	160	413	400	0	400
TOTAL INTEREST EARNED	211	150	253	160	413	400	0	400
MISCELLANEOUS REVENUE								
60-9899 MISCELLANEOUS	14,034	0	6,204	0	6,204	0	0	0
TOTAL MISCELLANEOUS REVENUE	14,034	0	6,204	0	6,204	0	0	0
**** TOTAL REVENUE ****	14,246	150	6,457	160	6,617	400	0	400
**** TOTAL FUNDS AVAIL ****	92,466	88,496			94,963	84,064		84,064

CITY COUNCIL MEETING PACKET FOR SEPTEMBER 18, 2017

06 -ASSET FORFEITURE FUND
61-ASSET FORFEITURE

	ACTUAL 2015-2016	ADOPTED BUDGET 2016-2017	CURRENT ACTIVITY ACTUAL Y-T-D	CURRENT ACTIVITY PROJECTED 2016-2017	CURRENT ACTIVITY TOTAL 2016-2017	PROPOSED BUDGET BASE 2017-2018	PROPOSED BUDGET SUPPLEMENTAL 2017-2018	PROPOSED BUDGET TOTAL 2017-2018
SUPPLIES								
TOTAL								
MAINTENANCE--EQUIPMENT								
TOTAL								
SERVICES								
TOTAL								
CAPITAL OUTLAY								
61-6574 SOFTWARE	3,221	4,199	7,699	0	7,699	4,200	1,200	5,400
61-6598 MISC EQUIPMENT	899	1,000	3,600	0	3,600	3,700	0	3,700
TOTAL CAPITAL OUTLAY	4,120	5,199	11,299	0	11,299	7,900	1,200	9,100
INTERFUND ACTIVITY								
TOTAL								
TOTAL 61-ASSET FORFEITURE	4,120	5,199	11,299	0	11,299	7,900	1,200	9,100
**** TOTAL FUND EXPENSES ****	4,120	5,199	11,299	0	11,299	7,900	1,200	9,100
REVENUE OVER/(UNDER) EXPENDITURES	10,126	(5,049)	(4,842)	160	(4,682)	(7,500)	(1,200)	(8,700)
PROJECTED ENDING FUND BALANCE	88,346	83,297			83,664	76,164		74,964

** END OF REPORT **

CITY COUNCIL MEETING PACKET FOR SEPTEMBER 18, 2017

BUDGET PLANNING REPORT
AS OF: MAY 31ST, 2017

07 -CAPITAL REPLACEMENT
REVENUES

	ACTUAL 2015-2016	ADOPTED BUDGET 2016-2017	CURRENT ACTIVITY ACTUAL Y-T-D	CURRENT ACTIVITY PROJECTED 2016-2017	CURRENT ACTIVITY TOTAL 2016-2017	PROPOSED BUDGET BASE 2017-2018	PROPOSED BUDGET SUPPLEMENTAL 2017-2018	PROPOSED BUDGET TOTAL 2017-2018
BEGINNING FUND BALANCE	6,033,755	6,205,293			6,205,293	5,907,078		5,907,078
INTEREST EARNED								
71-9601 INTEREST EARNED	13,669	15,000	16,786	9,000	25,786	25,000	0	25,000
TOTAL INTEREST EARNED	13,669	15,000	16,786	9,000	25,786	25,000	0	25,000
INTERFUND ACTIVITY								
71-9740 GF COMP. EQUIP. USER FEE	173,772	178,851	0	178,851	178,851	204,619	58,071	262,690
71-9742 UF COMP. EQUIP. USER FEE	500	750	0	750	750	750	0	750
71-9744 GC COMP. EQUIP. USER FEE	4,000	4,000	0	4,000	4,000	3,875	0	3,875
71-9745 CT COMP. EQUIP. USER FEE	3,500	3,500	0	3,500	3,500	3,250	0	3,250
71-9747 CC /PD COMP. EQUIP. USER FEE	15,700	15,700	0	15,700	15,700	15,450	193,000	208,450
71-9754 GF COMP. PURCHASE CONTRIBUTI	0	13,600	0	13,600	13,600	0	15,975	15,975
71-9761 GF EQUIP PURCHASE CONTRIBUTI	85,905	175,905	0	175,905	175,905	0	19,600	19,600
71-9762 UF EQUIP PURCHASE CONTRIBUTI	0	155,000	0	155,000	155,000	0	0	0
71-9764 CC EQUIP PURCHASE CONTRIBUTI	0	155,000	0	155,000	155,000	0	56,000	56,000
71-9771 GF EQUIPMENT USER FEE	347,797	407,943	0	407,943	407,943	242,082	59,900	301,982
71-9772 UF EQUIPMENT USER FEE	12,500	33,800	0	33,800	33,800	33,800	0	33,800
71-9773 GC EQUIPMENT USER FEE	142,604	151,604	0	151,604	151,604	151,604	0	151,604
TOTAL INTERFUND ACTIVITY	786,278	1,295,653	0	1,295,653	1,295,653	655,430	402,546	1,057,976
MISCELLANEOUS REVENUE TOTAL								
**** TOTAL REVENUE ****	799,947	1,310,653	16,786	1,304,653	1,321,439	680,430	402,546	1,082,976
**** TOTAL FUNDS AVAIL ****	6,833,703	7,515,946			7,526,732	6,587,508		6,990,054

CITY COUNCIL MEETING PACKET FOR SEPTEMBER 18, 2017

07 -CAPITAL REPLACEMENT
72-EQUIPMENT REPLACEMENT

	ACTUAL 2015-2016	ADOPTED BUDGET 2016-2017	CURRENT ACTIVITY ACTUAL Y-T-D	CURRENT ACTIVITY PROJECTED 2016-2017	CURRENT ACTIVITY TOTAL 2016-2017	PROPOSED BUDGET BASE 2017-2018	PROPOSED BUDGET SUPPLEMENTAL 2017-2018	PROPOSED BUDGET TOTAL 2017-2018
SUNDRY								
72-5499 DEPRECIATION EXPENSE	530,440	0	0	0	0	0	0	0
TOTAL SUNDRY	530,440	0	0	0	0	0	0	0
CAPITAL OUTLAY								
72-6572 SPECIAL EQUIPMENT	0	384,699	199,976	184,723	384,699	0	0	0
72-6580 VEHICLES	3,869	446,000	1,041,350	0	1,041,350	40,400	673,600	714,000
72-6586 GROUNDS & MAINT. EQUIP	(0)	0	0	0	0	0	0	0
72-6598 EQUIPMENT LEASE-PURCHASE	0	85,905	0	85,905	85,905	0	0	0
TOTAL CAPITAL OUTLAY	3,869	916,604	1,241,326	270,628	1,511,954	40,400	673,600	714,000
TOTAL 72-EQUIPMENT REPLACEMENT	534,309	916,604	1,241,326	270,628	1,511,954	40,400	673,600	714,000

CITY COUNCIL MEETING PACKET FOR SEPTEMBER 18, 2017

07 -CAPITAL REPLACEMENT
73-TECHNOLOGY REPLACEMNT

	ACTUAL 2015-2016	ADOPTED BUDGET 2016-2017	CURRENT ACTIVITY ACTUAL Y-T-D	CURRENT ACTIVITY PROJECTED 2016-2017	CURRENT ACTIVITY TOTAL 2016-2017	PROPOSED BUDGET BASE 2017-2018	PROPOSED BUDGET SUPPLEMENTAL 2017-2018	PROPOSED BUDGET TOTAL 2017-2018
SUNDRY								
73-5499 DEPRECIATION EXPENSE	87,204	0	0	0	0	0	0	0
TOTAL SUNDRY	87,204	0	0	0	0	0	0	0
CAPITAL OUTLAY								
73-6573 COMPUTER EQUIPMENT	6,897	107,700	42,135	65,565	107,700	243,468	208,975	452,443
TOTAL CAPITAL OUTLAY	6,897	107,700	42,135	65,565	107,700	243,468	208,975	452,443
TOTAL 73-TECHNOLOGY REPLACEMNT	94,101	107,700	42,135	65,565	107,700	243,468	208,975	452,443
**** TOTAL FUND EXPENSES ****	628,409	1,024,304	1,283,461	336,193	1,619,654	283,868	882,575	1,166,443
REVENUE OVER/(UNDER) EXPENDITURES	171,538	286,349	(1,266,675)	968,460	(298,215)	396,562	(480,029)	(83,467)
PROJECTED ENDING FUND BALANCE	6,205,293	6,491,642			5,907,078	6,303,640		5,823,611

** END OF REPORT **

CITY COUNCIL MEETING PACKET FOR SEPTEMBER 18, 2017

BUDGET PLANNING REPORT
AS OF: MAY 31ST, 2017

08 -TRAFFIC SAFETY FUND
REVENUES

	ACTUAL 2015-2016	ADOPTED BUDGET 2016-2017	CURRENT ACTIVITY ACTUAL Y-T-D	CURRENT ACTIVITY PROJECTED 2016-2017	CURRENT ACTIVITY TOTAL 2016-2017	PROPOSED BUDGET BASE 2017-2018	PROPOSED BUDGET SUPPLEMENTAL 2017-2018	PROPOSED BUDGET TOTAL 2017-2018
BEGINNING FUND BALANCE	1,640,228	1,395,088			1,395,088	1,154,390		1,154,390
FINES WARRANTS & BONDS								
10-8001 RED LIGHT CAMERA FINES	4,925	0	1,000	0	1,000	0	0	0
TOTAL FINES WARRANTS & BONDS	4,925	0	1,000	0	1,000	0	0	0
INTERFUND ACTIVITY TOTAL								
**** TOTAL REVENUE ****	4,925	0	1,000	0	1,000	0	0	0
**** TOTAL FUNDS AVAIL ****	1,645,153	1,395,088			1,396,088	1,154,390		1,154,390

CITY COUNCIL MEETING PACKET FOR SEPTEMBER 18, 2017

08 -TRAFFIC SAFETY FUND
17-TRAFFIC SAFETY

	ACTUAL 2015-2016	ADOPTED BUDGET 2016-2017	CURRENT ACTIVITY ACTUAL Y-T-D	CURRENT ACTIVITY PROJECTED 2016-2017	CURRENT ACTIVITY TOTAL 2016-2017	PROPOSED BUDGET BASE 2017-2018	PROPOSED BUDGET SUPPLEMENTAL 2017-2018	PROPOSED BUDGET TOTAL 2017-2018
SUPPLIES								
17-3503 OFFICE SUPPLIES	991	1,000	287	713	1,000	1,000	0	1,000
17-3504 UNIFORMS	320	5,000	0	5,000	5,000	5,000	0	5,000
17-3523 TOOLS & EQUIPMENTS	0	2,000	626	1,000	1,626	2,000	0	2,000
TOTAL SUPPLIES	1,312	8,000	913	6,713	7,626	8,000	0	8,000
MAINTENANCE--EQUIPMENT								
TOTAL								
SERVICES								
17-5012 PRINTING	0	1,000	285	715	1,000	1,000	0	1,000
17-5020 COMMUNICATION	1,100	1,200	700	500	1,200	1,200	0	1,200
17-5022 RENTAL OF EQUIPMENT	0	4,972	0	4,972	4,972	4,972	0	4,972
17-5029 TRAVEL & TRAINING	2,751	5,000	673	4,327	5,000	5,000	0	5,000
TOTAL SERVICES	3,851	12,172	1,658	10,514	12,172	12,172	0	12,172
PROFESSIONAL SERVICES								
17-5523 PERSONNEL	244,902	221,900	178,223	43,677	221,900	264,000	0	264,000
TOTAL PROFESSIONAL SERVICES	244,902	221,900	178,223	43,677	221,900	264,000	0	264,000
CAPITAL OUTLAY								
TOTAL								
INTERFUND ACTIVITY								
TOTAL								
TOTAL 17-TRAFFIC SAFETY	250,065	242,072	180,795	60,904	241,699	284,172	0	284,172
**** TOTAL FUND EXPENSES ****	250,065	242,072	180,795	60,904	241,699	284,172	0	284,172
REVENUE OVER/(UNDER) EXPENDITURES	(245,140)	(242,072)	(179,795)	(60,904)	(240,699)	(284,172)	0	(284,172)
PROJECTED ENDING FUND BALANCE	1,395,088	1,153,016			1,154,390	870,218		870,218

** END OF REPORT **

CITY COUNCIL MEETING PACKET FOR SEPTEMBER 18, 2017

BUDGET PLANNING REPORT
AS OF: MAY 31ST, 2017

10 -CAPITAL IMPROVEMENTS FUND
REVENUES

	ACTUAL 2015-2016	ADOPTED BUDGET 2016-2017	CURRENT ACTIVITY ACTUAL Y-T-D	CURRENT ACTIVITY PROJECTED 2016-2017	CURRENT ACTIVITY TOTAL 2016-2017	PROPOSED BUDGET BASE 2017-2018	PROPOSED BUDGET SUPPLEMENTAL 2017-2018	PROPOSED BUDGET TOTAL 2017-2018
BEGINNING FUND BALANCE	8,389,797	7,530,074			7,530,074	4,322,714		4,322,714
INTEREST EARNED								
90-9601 INTEREST EARNED	10,769	10,000	13,939	8,000	21,939	20,000	0	20,000
TOTAL INTEREST EARNED	10,769	10,000	13,939	8,000	21,939	20,000	0	20,000
INTERFUND ACTIVITY								
90-9751 TRFR F/GENERAL FUND	1,460,000	0	0	0	0	0	3,750,000	3,750,000
90-9753 TRANSFER FROM MOTEL TAX FUND	0	0	0	0	0	0	350,000	350,000
90-9754 TRFR F/CRIME CONTROL	23,500	0	0	0	0	0	0	0
TOTAL INTERFUND ACTIVITY	1,483,500	0	0	0	0	0	4,100,000	4,100,000
MISCELLANEOUS REVENUE								
TOTAL								
OTHER AGENCY REVENUES								
90-9904 GRANT-TXDOT	88,781	0	28,559	0	28,559	0	0	0
TOTAL OTHER AGENCY REVENUES	88,781	0	28,559	0	28,559	0	0	0
**** TOTAL REVENUE ****	1,583,049	10,000	42,498	8,000	50,498	20,000	4,100,000	4,120,000
**** TOTAL FUNDS AVAIL ****	9,972,847	7,540,074			7,580,571	4,342,714		8,442,714

CITY COUNCIL MEETING PACKET FOR SEPTEMBER 18, 2017

BUDGET PLANNING REPORT
AS OF: MAY 31ST, 2017

10 -CAPITAL IMPROVEMENTS FUND
91-CAPITAL IMPROVEMENTS

	ACTUAL 2015-2016	ADOPTED BUDGET 2016-2017	CURRENT ACTIVITY ACTUAL Y-T-D	CURRENT ACTIVITY PROJECTED 2016-2017	CURRENT ACTIVITY TOTAL 2016-2017	PROPOSED BUDGET BASE 2017-2018	PROPOSED BUDGET SUPPLEMENTAL 2017-2018	PROPOSED BUDGET TOTAL 2017-2018
SALARIES, WAGES & BENEFIT TOTAL								
CAPITAL OUTLAY TOTAL								
CAPITAL IMPROVEMENTS								
91-7013 LONG TERM RECOVERY	0	0	0	0	0	2,000,000	0	2,000,000
91-7105 PARK IMPROVEMENTS	48,493	50,000	15,515	34,485	50,000	50,000	0	50,000
91-7117 GOLF COURSE RECLAIM WATER	0	0	0	0	0	800,000	0	800,000
91-7120 290 EXPANSION	1,113,392	2,340,000	2,423,217	276,783	2,700,000	0	0	0
91-7121 BRIDGE REPAIR	0	150,000	216,417	0	216,417	0	0	0
91-7123 ELWOOD STREET REPAIR	1,257,388	0	80,749	0	80,749	0	0	0
91-7124 STREET LIGHTING/PROMENADE	23,500	0	0	0	0	0	0	0
91-7126 TAYLOR RD BLDG ENG & ARCHITE	0	150,000	0	150,000	150,000	0	0	0
91-7127 NEW TAYLOR BLDG CONSTRUCTION	0	0	0	0	0	1,400,000	0	1,400,000
91-7129 STREET LIGHTING REHABILITATI	0	45,000	60,692	0	60,692	22,000	0	22,000
91-7130 FACILITIES IMPROVEMENT	0	0	0	0	0	50,000	0	50,000
91-7131 GOLF COURSE CLUB HOUSE IMP	0	0	0	0	0	350,000	0	350,000
91-7132 SPLASH PAD	0	0	0	0	0	250,000	0	250,000
TOTAL CAPITAL IMPROVEMENTS	2,442,773	2,735,000	2,796,590	461,268	3,257,858	4,922,000	0	4,922,000
INTERFUND ACTIVITY TOTAL								
TOTAL 91-CAPITAL IMPROVEMENTS	2,442,773	2,735,000	2,796,590	461,268	3,257,858	4,922,000	0	4,922,000
**** TOTAL FUND EXPENSES ****	2,442,773	2,735,000	2,796,590	461,268	3,257,858	4,922,000	0	4,922,000
REVENUE OVER/(UNDER) EXPENDITURES	(859,724)	(2,725,000)	(2,754,092)	(453,268)	(3,207,360)	(4,902,000)	4,100,000	(802,000)
PROJECTED ENDING FUND BALANCE	7,530,074	4,805,074			4,322,714	(579,286)		3,520,714

** END OF REPORT **

CITY COUNCIL MEETING PACKET FOR SEPTEMBER 18, 2017

BUDGET PLANNING REPORT
AS OF: MAY 31ST, 2017

11 -GOLF COURSE FUND
REVENUES

	ACTUAL 2015-2016	ADOPTED BUDGET 2016-2017	CURRENT ACTIVITY ACTUAL Y-T-D	CURRENT ACTIVITY PROJECTED 2016-2017	CURRENT ACTIVITY TOTAL 2016-2017	PROPOSED BUDGET BASE 2017-2018	PROPOSED BUDGET SUPPLEMENTAL 2017-2018	PROPOSED BUDGET TOTAL 2017-2018
BEGINNING FUND BALANCE	(3,447,333)	(3,557,283)			(3,557,283)	(3,549,372)		(3,549,372)
FEES & CHARGES FOR SERVIC								
80-8551 GREEN FEES	861,415	1,000,000	517,369	360,000	877,369	1,000,000	0	1,000,000
80-8553 RANGE FEES/CLUB RENTALS	70,399	80,000	52,032	27,968	80,000	90,000	0	90,000
80-8554 CLUB RENTALS	0	4,000	2,240	1,760	4,000	5,000	0	5,000
80-8555 TOURNAMENT GREENS FEES	95,086	60,000	122,924	61,000	183,924	190,000	0	190,000
80-8556 TOURNAMENT CART RENTALS	0	52,000	0	0	0	0	0	0
80-8560 MISCELLANEOUS FEES	18,380	0	10,977	7,403	18,380	18,380	0	18,380
80-8561 HARDGOOD SALES	7,111	0	0	0	0	0	0	0
80-8562 SOFTGOOD SALES	14,546	0	0	0	0	0	0	0
80-8563 SHOE SALES	4,286	0	0	0	0	0	0	0
80-8564 BALL SALES	34,316	0	0	0	0	0	0	0
80-8565 GLOVE SALES	11,304	0	0	0	0	0	0	0
80-8566 MISCELLANEOUS SALES	10,700	0	0	0	0	0	0	0
80-8567 MERCHANDISE	0	108,290	70,675	37,615	108,290	110,000	0	110,000
80-8568 SPECIAL ORDER MERCHANDISE	0	40,000	14,959	12,000	26,959	40,000	0	40,000
80-8572 CONCESSION FEES	35,185	42,000	22,744	16,000	38,744	42,000	0	42,000
80-8575 MEMBERSHIPS	33,730	55,000	11,103	5,000	16,103	0	0	0
80-8579 CASH OVER/UNDER	279	0	213	0	213	0	0	0
TOTAL FEES & CHARGES FOR SERVIC	1,196,736	1,441,290	825,234	528,746	1,353,980	1,495,380	0	1,495,380
INTEREST EARNED								
80-9601 INTEREST EARNED	1,266	1,000	1,971	400	2,371	2,400	0	2,400
TOTAL INTEREST EARNED	1,266	1,000	1,971	400	2,371	2,400	0	2,400
INTERFUND ACTIVITY								
80-9751 TRANSFER FROM GENERAL FUND	434,905	346,171	0	346,171	346,171	215,118	137,953	353,071
80-9752 TRANSFER FROM MOTEL TAX	0	0	0	0	0	0	50,000	50,000
TOTAL INTERFUND ACTIVITY	434,905	346,171	0	346,171	346,171	215,118	187,953	403,071
MISCELLANEOUS REVENUE								
80-9899 MISCELLANEOUS REVENUE	198	0	0	0	0	0	0	0
TOTAL MISCELLANEOUS REVENUE	198	0	0	0	0	0	0	0
OTHER AGENCY REVENUES								
TOTAL								
**** TOTAL REVENUE ****	1,633,106	1,788,461	827,205	875,317	1,702,522	1,712,898	187,953	1,900,851
**** TOTAL FUNDS AVAIL ****	(1,814,227)	(1,768,822)			(1,854,761)	(1,836,474)		(1,648,521)

CITY COUNCIL MEETING PACKET FOR SEPTEMBER 18, 2017

11 -GOLF COURSE FUND
81-CLUB HOUSE

	ACTUAL 2015-2016	ADOPTED BUDGET 2016-2017	CURRENT ACTIVITY ACTUAL Y-T-D	CURRENT ACTIVITY PROJECTED 2016-2017	CURRENT ACTIVITY TOTAL 2016-2017	PROPOSED BUDGET BASE 2017-2018	PROPOSED BUDGET SUPPLEMENTAL 2017-2018	PROPOSED BUDGET TOTAL 2017-2018
SALARIES, WAGES & BENEFIT								
81-3001 SALARIES AND WAGES	194,297	190,724	116,818	67,730	184,548	197,674	1,550	199,224
81-3002 WAGES	114,685	108,110	66,884	46,870	113,754	108,110	0	108,110
81-3003 LONGEVITY	1,386	1,248	605	366	971	1,400	(624)	776
81-3007 OVERTIME	344	500	594	0	594	1,000	0	1,000
81-3051 FICA/MEDICARE TAXES	23,528	23,074	14,757	8,795	23,552	23,600	229	23,829
81-3052 WORKMAN'S COMP	5,160	8,039	4,276	0	4,276	5,300	710	6,010
81-3053 UNEMPLOYMENT TAXES	2,062	9,000	1,323	0	1,323	9,000	(900)	8,100
81-3054 RETIREMENT	31,741	32,395	20,439	10,657	31,096	33,500	187	33,687
81-3055 INSURANCE	31,705	61,269	32,104	17,109	49,213	50,694	(8,695)	41,999
81-3056 LIFE INS	300	400	287	153	440	500	(87)	413
81-3057 DENTAL INSURANCE	2,462	3,539	2,045	1,100	3,145	3,200	(497)	2,703
81-3058 LONG-TERM DISABILITY	649	892	526	271	797	900	13	913
TOTAL SALARIES, WAGES & BENEFIT	408,321	439,190	260,661	153,051	413,712	434,878	(8,114)	426,764
COST OF SALES								
81-3401 MERCHANDISE	62,448	75,000	64,929	10,071	75,000	77,000	0	77,000
81-3415 RANGE BALLS	7,537	7,500	5,390	2,110	7,500	7,500	0	7,500
81-3416 RENTAL CLUBS	0	1,000	370	630	1,000	2,000	0	2,000
81-3419 SPECIAL ORDER MERCHANDISE	3,346	30,000	10,006	6,800	16,806	30,000	0	30,000
TOTAL COST OF SALES	73,331	113,500	80,695	19,611	100,306	116,500	0	116,500
SUPPLIES								
81-3502 POSTAGE/FREIGHT/DEL.FEE	188	500	54	250	304	500	0	500
81-3503 OFFICE SUPPLIES	5,092	6,000	4,649	1,351	6,000	6,000	0	6,000
81-3504 WEARING APPAREL	1,620	2,250	1,808	442	2,250	2,750	0	2,750
81-3523 TOOLS/EQUIPMENT	1,247	1,000	1,474	526	2,000	2,000	0	2,000
81-3529 REPAIR PARTS	73	250	86	164	250	250	0	250
81-3605 MISCELLANEOUS SERVICE FEES	0	0	4,158	500	4,658	6,750	0	6,750
TOTAL SUPPLIES	8,220	10,000	12,230	3,233	15,463	18,250	0	18,250
MAINTENANCE--BLDGS, STRUC								
TOTAL								
MAINTENANCE--EQUIPMENT								
81-4501 FURN, FIXTURE/EPT MAINTENANC	0	1,000	782	218	1,000	1,200	0	1,200
81-4504 COMPUTER SOFTWARE	5,395	7,300	4,195	0	4,195	1,500	0	1,500
81-4506 CART MAINTENANCE	587	3,500	247	300	547	3,500	0	3,500
81-4520 EQUIPMENT MAINTENANCE/OUTSOU	0	2,000	0	0	0	2,000	0	2,000
81-4599 MISCELLANEOUS EQUIPMENT	475	2,000	223	1,000	1,223	2,000	0	2,000
TOTAL MAINTENANCE--EQUIPMENT	6,457	15,800	5,448	1,518	6,966	10,200	0	10,200

CITY COUNCIL MEETING PACKET FOR SEPTEMBER 18, 2017

11 -GOLF COURSE FUND
81-CLUB HOUSE

	ACTUAL 2015-2016	ADOPTED BUDGET 2016-2017	CURRENT ACTIVITY ACTUAL Y-T-D	CURRENT ACTIVITY PROJECTED 2016-2017	CURRENT ACTIVITY TOTAL 2016-2017	PROPOSED BUDGET BASE 2017-2018	PROPOSED BUDGET SUPPLEMENTAL 2017-2018	PROPOSED BUDGET TOTAL 2017-2018
SERVICES								
81-5012 PRINTING	1,877	4,000	344	1,500	1,844	4,500	0	4,500
81-5020 COMMUNICATIONS	6,139	7,500	4,615	2,885	7,500	7,500	0	7,500
81-5023 LEASE EQUIPMENT	0	1,000	500	0	500	1,000	0	1,000
81-5027 MEMBERSHIPS/SUBCRIPTIONS	934	1,750	150	850	1,000	1,750	0	1,750
81-5029 TRAVEL/TRAINING	859	2,500	417	1,200	1,617	2,500	0	2,500
81-5043 ADVERTISING/PROMOTION	23,744	27,000	11,677	4,000	15,677	27,000	0	27,000
TOTAL SERVICES	33,553	43,750	17,702	10,435	28,137	44,250	0	44,250
SUNDRY								
81-5405 CREDIT CARD CHARGES	35,965	24,900	18,989	0	18,989	0	0	0
81-5410 SECURITY	1,751	2,000	674	0	674	0	0	0
81-5413 TOURNAMENT FEES EXPENSE	894	1,500	249	1,251	1,500	1,500	0	1,500
81-5421 EQUIPMENT LEASE DEBT	2,700	2,800	1,800	1,000	2,800	2,800	0	2,800
81-5498 MISCELLANEOUS EXPENSE	(24,380)	0	0	0	0	6,500	0	6,500
TOTAL SUNDRY	16,930	31,200	21,712	2,251	23,963	10,800	0	10,800
PROFESSIONAL SERVICES								
81-5501 AUDITS/CONTRACT/STUDIES	3,700	6,625	0	0	0	0	0	0
TOTAL PROFESSIONAL SERVICES	3,700	6,625	0	0	0	0	0	0
OTHER SERVICES								
81-6003 LIABILITY-FIRE & CASUALTY IN	14,145	18,000	23,066	0	23,066	0	0	0
TOTAL OTHER SERVICES	14,145	18,000	23,066	0	23,066	0	0	0
CAPITAL OUTLAY								
81-6571 OFFICE FURNITURE & EQUIPMENT	3,192	1,500	0	0	0	1,500	5,000	6,500
TOTAL CAPITAL OUTLAY	3,192	1,500	0	0	0	1,500	5,000	6,500
CAPITAL IMPROVEMENTS TOTAL								
INTERFUND ACTIVITY								
81-9772 TECHNOLOGY USER FEE	3,625	3,625	0	3,625	3,625	3,500	0	3,500
81-9791 EQUIP USER FEE	58,025	67,025	0	67,025	67,025	67,025	0	67,025
TOTAL INTERFUND ACTIVITY	61,650	70,650	0	70,650	70,650	70,525	0	70,525
TOTAL 81-CLUB HOUSE	629,499	750,215	421,514	260,749	682,263	706,903	(3,114)	703,789

CITY COUNCIL MEETING PACKET FOR SEPTEMBER 18, 2017

11 -GOLF COURSE FUND
82-COURSE MAINTENANCE

	ACTUAL 2015-2016	ADOPTED BUDGET 2016-2017	CURRENT ACTIVITY ACTUAL Y-T-D	CURRENT ACTIVITY PROJECTED 2016-2017	CURRENT ACTIVITY TOTAL 2016-2017	PROPOSED BUDGET BASE 2017-2018	PROPOSED BUDGET SUPPLEMENTAL 2017-2018	PROPOSED BUDGET TOTAL 2017-2018
SALARIES, WAGES & BENEFIT								
82-3001 SALARIES AND WAGES	208,289	208,677	130,042	72,336	202,378	213,034	10,120	223,154
82-3002 WAGES	23,460	63,940	12,427	51,513	63,940	63,940	0	63,940
82-3003 LONGEVITY	2,139	2,600	1,438	814	2,252	2,900	0	2,900
82-3007 OVERTIME	7,611	5,000	5,775	0	5,775	5,000	500	5,500
82-3051 FICA/MEDICARE TAXES	17,690	21,500	11,553	9,537	21,090	21,800	782	22,582
82-3052 WORKMAN'S COMP	6,147	7,900	4,968	0	4,968	6,100	114	6,214
82-3053 UNEMPLOYMENT TAXES	1,170	9,000	198	2,000	2,198	9,000	0	9,000
82-3054 RETIREMENT	35,369	38,900	23,932	11,448	35,380	39,600	1,584	41,184
82-3055 INSURANCE	76,794	95,100	61,906	34,707	96,613	106,643	3,182	109,825
82-3056 LIFE INS	499	700	367	204	571	700	0	700
82-3057 DENTAL	3,609	5,400	3,777	2,185	5,962	6,600	497	7,097
82-3058 LONG-TERM DISABILITY	801	900	595	295	890	1,000	188	1,188
TOTAL SALARIES, WAGES & BENEFIT	383,576	459,617	256,979	185,039	442,018	476,317	16,967	493,284
SUPPLIES								
82-3504 WEARING APPAREL	2,370	2,500	223	2,277	2,500	2,500	0	2,500
82-3514 FUEL & OIL	15,032	21,500	7,513	13,987	21,500	21,500	0	21,500
82-3523 TOOLS/EQUIPMENT	1,858	2,000	873	1,127	2,000	2,000	0	2,000
82-3535 GROUND/SHOP SUPPLIES	5,892	6,750	5,311	1,439	6,750	6,750	0	6,750
82-3536 LANDSCAPING MATERIALS	50,605	75,000	48,806	26,194	75,000	75,000	10,500	85,500
TOTAL SUPPLIES	75,757	107,750	62,726	45,024	107,750	107,750	10,500	118,250
MAINTENANCE--BLDGS, STRUC								
82-4041 WATER WELL MAINTENANCE	5,094	3,000	0	3,000	3,000	4,000	0	4,000
TOTAL MAINTENANCE--BLDGS, STRUC	5,094	3,000	0	3,000	3,000	4,000	0	4,000
MAINTENANCE--EQUIPMENT								
82-4505 IRRIGATION EQUIPMENT	7,723	8,750	5,373	3,377	8,750	8,750	0	8,750
82-4599 MISCELLANEOUS EQUIPMENT	2,940	3,000	0	3,000	3,000	3,000	0	3,000
TOTAL MAINTENANCE--EQUIPMENT	10,663	11,750	5,373	6,377	11,750	11,750	0	11,750
SERVICES								
82-5022 RENTAL EQUIPMENT	3,096	5,000	2,064	2,936	5,000	5,000	0	5,000
82-5027 MEMBERSHIPS/SUBSCRIPTIONS	325	1,000	25	975	1,000	1,000	0	1,000
82-5029 TRAVEL/TRAINING	1,761	3,000	1,438	1,562	3,000	3,000	0	3,000
82-5040 BUILDING MAINT-OUTSOURCING (	1,862)	6,000	861	5,139	6,000	6,000	0	6,000
TOTAL SERVICES	3,321	15,000	4,387	10,612	14,999	15,000	0	15,000
SUNDRY								
82-5405 PERMITS & FEES	0	1,000	0	1,000	1,000	1,000	0	1,000
82-5412 WATER AUTHORITY FEES	39,123	140,000	24,643	115,357	140,000	140,000	0	140,000
82-5499 DEPRECIATION EXPENSE	329,702	0	0	0	0	0	0	0
TOTAL SUNDRY	368,825	141,000	24,643	116,357	141,000	141,000	0	141,000

CITY COUNCIL MEETING PACKET FOR SEPTEMBER 18, 2017

11 -GOLF COURSE FUND
82-COURSE MAINTENANCE

	ACTUAL 2015-2016	ADOPTED BUDGET 2016-2017	CURRENT ACTIVITY ACTUAL Y-T-D	CURRENT ACTIVITY PROJECTED 2016-2017	CURRENT ACTIVITY TOTAL 2016-2017	PROPOSED BUDGET BASE 2017-2018	PROPOSED BUDGET SUPPLEMENTAL 2017-2018	PROPOSED BUDGET TOTAL 2017-2018
PROFESSIONAL SERVICES								
82-5508 SANITARY/TRASH SERVICES	4,156	4,000	799	3,201	4,000	5,000	0	5,000
TOTAL PROFESSIONAL SERVICES	4,156	4,000	799	3,201	4,000	5,000	0	5,000
CAPITAL OUTLAY								
TOTAL								
INTERFUND ACTIVITY								
82-9773 COMP. EQUIPMENT USER FEE	375	375	0	375	375	375	0	375
82-9791 EQUIPMENT USER FEE	84,579	84,579	0	84,579	84,579	84,579	0	84,579
TOTAL INTERFUND ACTIVITY	84,954	84,954	0	84,954	84,954	84,954	0	84,954
TOTAL 82-COURSE MAINTENANCE	936,345	827,071	354,907	454,564	809,471	845,771	27,467	873,238

CITY COUNCIL MEETING PACKET FOR SEPTEMBER 18, 2017

11 -GOLF COURSE FUND
83-BUILDING MAINTENANCE

	ACTUAL 2015-2016	ADOPTED BUDGET 2016-2017	CURRENT ACTIVITY ACTUAL Y-T-D	CURRENT ACTIVITY PROJECTED 2016-2017	CURRENT ACTIVITY TOTAL 2016-2017	PROPOSED BUDGET BASE 2017-2018	PROPOSED BUDGET SUPPLEMENTAL 2017-2018	PROPOSED BUDGET TOTAL 2017-2018
SALARIES, WAGES & BENEFIT TOTAL								
SUPPLIES								
83-3517 JANITORIAL SUPPLIES	4,212	5,500	2,741	2,759	5,500	5,500	0	5,500
TOTAL SUPPLIES	4,212	5,500	2,741	2,759	5,500	5,500	0	5,500
MAINTENANCE--BLDGS, STRUC								
83-4001 BUILDINGS & GROUNDS	60,705	13,000	13,213	4,975	18,188	13,000	3,000	16,000
TOTAL MAINTENANCE--BLDGS, STRUC	60,705	13,000	13,213	4,975	18,188	13,000	3,000	16,000
MAINTENANCE--EQUIPMENT TOTAL								
SERVICES								
83-5017 UTILITIES	24,535	40,000	12,602	18,398	31,000	40,000	0	40,000
TOTAL SERVICES	24,535	40,000	12,602	18,398	31,000	40,000	0	40,000
TOTAL 83-BUILDING MAINTENANCE	89,452	58,500	28,556	26,132	54,688	58,500	3,000	61,500

CITY COUNCIL MEETING PACKET FOR SEPTEMBER 18, 2017

BUDGET PLANNING REPORT
AS OF: MAY 31ST, 2017

11 -GOLF COURSE FUND
84-GC CONCESSIONS

	ACTUAL 2015-2016	ADOPTED BUDGET 2016-2017	CURRENT ACTIVITY ACTUAL Y-T-D	CURRENT ACTIVITY PROJECTED 2016-2017	CURRENT ACTIVITY TOTAL 2016-2017	PROPOSED BUDGET BASE 2017-2018	PROPOSED BUDGET SUPPLEMENTAL 2017-2018	PROPOSED BUDGET TOTAL 2017-2018
SALARIES, WAGES & BENEFIT								
TOTAL								
COST OF SALES								
TOTAL								
MAINTENANCE--EQUIPMENT								
TOTAL								
SERVICES								
TOTAL								
TOTAL								

CITY COUNCIL MEETING PACKET FOR SEPTEMBER 18, 2017

11 -GOLF COURSE FUND
85-GC DEBT SERVICE

	ACTUAL 2015-2016	ADOPTED BUDGET 2016-2017	CURRENT ACTIVITY ACTUAL Y-T-D	CURRENT ACTIVITY PROJECTED 2016-2017	CURRENT ACTIVITY TOTAL 2016-2017	PROPOSED BUDGET BASE 2017-2018	PROPOSED BUDGET SUPPLEMENTAL 2017-2018	PROPOSED BUDGET TOTAL 2017-2018
OTHER SERVICES								
TOTAL								
DEBT SERVICE								
TOTAL								
CAPITAL IMPROVEMENTS								
TOTAL								
TOTAL								

CITY COUNCIL MEETING PACKET FOR SEPTEMBER 18, 2017

11 -GOLF COURSE FUND
87-GC CAPITAL IMPROVEMENT

	ACTUAL 2015-2016	ADOPTED BUDGET 2016-2017	CURRENT ACTIVITY ACTUAL Y-T-D	CURRENT ACTIVITY PROJECTED 2016-2017	CURRENT ACTIVITY TOTAL 2016-2017	PROPOSED BUDGET BASE 2017-2018	PROPOSED BUDGET SUPPLEMENTAL 2017-2018	PROPOSED BUDGET TOTAL 2017-2018
CAPITAL IMPROVEMENTS								
87-7010 CAPITAL IMPROVEMENT	0	52,500	50,659	0	50,659	0	160,600	160,600
TOTAL CAPITAL IMPROVEMENTS	0	52,500	50,659	0	50,659	0	160,600	160,600
INTERFUND ACTIVITY								
TOTAL								
TOTAL 87-GC CAPITAL IMPROVEMENT	0	52,500	50,659	0	50,659	0	160,600	160,600

CITY COUNCIL MEETING PACKET FOR SEPTEMBER 18, 2017

11 -GOLF COURSE FUND
88-EQUIPMENT MAINTENANCE

	ACTUAL 2015-2016	ADOPTED BUDGET 2016-2017	CURRENT ACTIVITY ACTUAL Y-T-D	CURRENT ACTIVITY PROJECTED 2016-2017	CURRENT ACTIVITY TOTAL 2016-2017	PROPOSED BUDGET BASE 2017-2018	PROPOSED BUDGET SUPPLEMENTAL 2017-2018	PROPOSED BUDGET TOTAL 2017-2018
SALARIES, WAGES & BENEFIT								
88-3001 SALARIES AND WAGES	42,315	42,400	26,475	14,866	41,341	43,234	0	43,234
88-3003 LONGEVITY	712	800	466	266	732	816	0	816
88-3007 OVERTIME	760	500	989	0	989	500	0	500
88-3051 FICA/MEDICARE TAXES	3,197	3,400	2,181	1,158	3,339	3,370	0	3,370
88-3052 WORKER'S COMP	911	1,300	818	0	818	931	0	931
88-3053 UNEMPLOYMENT TAXES	160	900	9	0	9	900	0	900
88-3054 RETIREMENT	6,552	6,700	4,524	2,355	6,879	6,832	0	6,832
88-3055 HEALTH INSURANCE	9,481	10,500	6,567	3,319	9,886	11,450	0	11,450
88-3056 LIFE INS	77	100	51	26	77	87	0	87
88-3057 DENTAL	933	1,100	677	347	1,024	1,144	0	1,144
88-3058 LONG TERM DISABILITY	173	200	102	59	161	185	0	185
TOTAL SALARIES, WAGES & BENEFIT	65,270	67,900	42,858	22,396	65,254	69,449	0	69,449
SUPPLIES								
88-3504 WEARING APPAREL	226	375	98	277	375	375	0	375
88-3514 FUEL & OIL	991	1,300	1,057	243	1,300	1,300	0	1,300
88-3523 TOOLS/EQUIPMENT	640	1,500	313	1,187	1,500	1,500	0	1,500
88-3529 REPAIR PARTS	15,765	23,000	12,559	10,441	23,000	23,000	0	23,000
88-3535 GROUND/SHOP SUPPLIES	4,869	6,000	2,706	3,294	6,000	6,000	0	6,000
TOTAL SUPPLIES	22,490	32,175	16,733	15,442	32,175	32,175	0	32,175
MAINTENANCE--EQUIPMENT TOTAL								
SERVICES								
88-5029 TRAVEL/TRAINING	0	100	0	100	100	100	0	100
TOTAL SERVICES	0	100	0	100	100	100	0	100
TOTAL 88-EQUIPMENT MAINTENANCE	87,760	100,175	59,591	37,938	97,529	101,724	0	101,724
**** TOTAL FUND EXPENSES ****	1,743,056	1,788,461	915,227	779,383	1,694,610	1,712,898	187,953	1,900,851
REVENUE OVER/(UNDER) EXPENDITURES	(109,950)	0	(88,022)	95,934	7,912	0	0	0
PROJECTED ENDING FUND BALANCE	(3,557,283)	(3,557,283)			(3,549,372)	(3,549,372)		(3,549,372)

** END OF REPORT **

CITY COUNCIL MEETING PACKET FOR SEPTEMBER 18, 2017

BUDGET PLANNING REPORT
AS OF: MAY 31ST, 2017

12 -COURT RESTRICTED FEE FUND
REVENUES

	ACTUAL 2015-2016	ADOPTED BUDGET 2016-2017	CURRENT ACTIVITY ACTUAL Y-T-D	CURRENT ACTIVITY PROJECTED 2016-2017	CURRENT ACTIVITY TOTAL 2016-2017	PROPOSED BUDGET BASE 2017-2018	PROPOSED BUDGET SUPPLEMENTAL 2017-2018	PROPOSED BUDGET TOTAL 2017-2018
BEGINNING FUND BALANCE	184,328	160,990			160,990	138,208		138,208
FINES WARRANTS & BONDS								
18-8003 TIME PAYMENT FEE-COURT	2,474	3,000	0	3,000	3,000	3,000	0	3,000
18-8004 COURT TECH FEE	18,592	20,000	0	20,000	20,000	20,000	0	20,000
18-8005 COURT BLDG SECURITY FEE	0	15,000	0	15,000	15,000	15,000	0	15,000
18-8007 CHILD SAFETY FEE	1,268	500	0	500	500	500	0	500
18-8008 JUDICIAL FEE	16,679	2,800	0	2,800	2,800	2,800	0	2,800
TOTAL FINES WARRANTS & BONDS	39,012	41,300	0	41,300	41,300	41,300	0	41,300
**** TOTAL REVENUE ****	39,012	41,300	0	41,300	41,300	41,300	0	41,300
**** TOTAL FUNDS AVAIL ****	223,340	202,290			202,290	179,508		179,508

CITY COUNCIL MEETING PACKET FOR SEPTEMBER 18, 2017

12 -COURT RESTRICTED FEE FUND
28-COURT EXPENDITURES

	ACTUAL 2015-2016	ADOPTED BUDGET 2016-2017	CURRENT ACTIVITY ACTUAL Y-T-D	CURRENT ACTIVITY PROJECTED 2016-2017	CURRENT ACTIVITY TOTAL 2016-2017	PROPOSED BUDGET BASE 2017-2018	PROPOSED BUDGET SUPPLEMENTAL 2017-2018	PROPOSED BUDGET TOTAL 2017-2018
SUPPLIES								
28-3503 OFFICE SUPPLIES	0	400	250	150	400	400	0	400
28-3504 WEARING APPAREL	0	0	0	0	0	0	1,000	1,000
28-3510 BOOK & PERIODICALS	0	100	0	100	100	100	0	100
TOTAL SUPPLIES	0	500	250	250	500	500	1,000	1,500
MAINTENANCE--EQUIPMENT								
28-4501 FURNITURE AND EQUIPMENT	9,538	5,900	2,119	3,000	5,119	6,000	0	6,000
28-4504 SOFTWARE MAINTENANCE	7,512	7,600	7,263	0	7,263	8,100	0	8,100
TOTAL MAINTENANCE--EQUIPMENT	17,050	13,500	9,382	3,000	12,382	14,100	0	14,100
SERVICES								
28-5012 PRINTING	0	0	(0)	0	(0)	0	0	0
28-5027 MEMBERSHIPS	0	100	0	100	100	100	0	100
28-5029 TRAINING	0	500	0	500	500	500	0	500
TOTAL SERVICES	0	600	(0)	600	600	600	0	600
PROFESSIONAL SERVICES								
28-5519 SECURITY PERSONNEL	41,800	43,100	0	43,100	43,100	44,400	0	44,400
TOTAL PROFESSIONAL SERVICES	41,800	43,100	0	43,100	43,100	44,400	0	44,400
CAPITAL OUTLAY								
28-6572 SPECIAL EQUIPMENT	0	4,000	0	4,000	4,000	4,000	6,150	10,150
TOTAL CAPITAL OUTLAY	0	4,000	0	4,000	4,000	4,000	6,150	10,150
INTERFUND ACTIVITY								
28-9772 TECHNOLOGY USER FEE	3,500	3,500	0	3,500	3,500	3,250	0	3,250
TOTAL INTERFUND ACTIVITY	3,500	3,500	0	3,500	3,500	3,250	0	3,250
TOTAL 28-COURT EXPENDITURES	62,350	65,200	9,632	54,450	64,082	66,850	7,150	74,000
**** TOTAL FUND EXPENSES ****	62,350	65,200	9,632	54,450	64,082	66,850	7,150	74,000
REVENUE OVER/(UNDER) EXPENDITURES	(23,338)	(23,900)	(9,632)	(13,150)	(22,782)	(25,550)	(7,150)	(32,700)
PROJECTED ENDING FUND BALANCE	160,990	137,090			138,208	112,658		105,508

** END OF REPORT **

CITY COUNCIL MEETING PACKET FOR SEPTEMBER 18, 2017

BUDGET PLANNING REPORT
AS OF: MAY 31ST, 2017

50 -JV CRIME CONTROL
REVENUES

	ACTUAL 2015-2016	ADOPTED BUDGET 2016-2017	CURRENT ACTIVITY ACTUAL Y-T-D	CURRENT ACTIVITY PROJECTED 2016-2017	CURRENT ACTIVITY TOTAL 2016-2017	PROPOSED BUDGET BASE 2017-2018	PROPOSED BUDGET SUPPLEMENTAL 2017-2018	PROPOSED BUDGET TOTAL 2017-2018
BEGINNING FUND BALANCE	1,817,873	2,582,346			2,582,346	2,949,020		2,949,020
OTHER TAXES								
10-7623 SALES TX-CRIME CONTROL	1,604,665	1,400,000	1,037,094	500,000	1,537,094	1,600,000	0	1,600,000
TOTAL OTHER TAXES	1,604,665	1,400,000	1,037,094	500,000	1,537,094	1,600,000	0	1,600,000
INTEREST EARNED								
10-9601 INTEREST EARNED	5,956	5,500	9,516	6,000	15,516	15,000	0	15,000
TOTAL INTEREST EARNED	5,956	5,500	9,516	6,000	15,516	15,000	0	15,000
MISCELLANEOUS REVENUE TOTAL								
**** TOTAL REVENUE ****	1,610,621	1,405,500	1,046,609	506,000	1,552,609	1,615,000	0	1,615,000
**** TOTAL FUNDS AVAIL ****	3,428,495	3,987,846			4,134,956	4,564,020		4,564,020

CITY COUNCIL MEETING PACKET FOR SEPTEMBER 18, 2017

50 -JV CRIME CONTROL
27-CRIME CONTROL

	ACTUAL 2015-2016	ADOPTED BUDGET 2016-2017	CURRENT ACTIVITY ACTUAL Y-T-D	CURRENT ACTIVITY PROJECTED 2016-2017	CURRENT ACTIVITY TOTAL 2016-2017	PROPOSED BUDGET BASE 2017-2018	PROPOSED BUDGET SUPPLEMENTAL 2017-2018	PROPOSED BUDGET TOTAL 2017-2018
SUPPLIES								
27-3504 UNIFORMS	4,282	5,000	5,000	0	5,000	5,000	0	5,000
27-3505 SUPPLIES	0	0	0	0	0	0	1,000	1,000
27-3510 BOOKS/PERIODICALS	1,668	1,668	1,668	0	1,668	1,668	0	1,668
27-3523 OTHER EQUIPMENT	11,126	0	0	0	0	0	9,600	9,600
TOTAL SUPPLIES	17,076	6,668	6,668	0	6,668	6,668	10,600	17,268
MAINTENANCE--BLDGS, STRUC								
TOTAL								
MAINTENANCE--EQUIPMENT								
27-4503 MAINTENANCE FOR INTEROP RADI	8,000	0	0	0	0	0	0	0
27-4504 SOFTWARE	15,000	15,000	15,000	0	15,000	15,000	0	15,000
27-4599 MISCELLANEOUS EQUIPMENT	7,741	24,628	4,970	19,658	24,628	8,128	0	8,128
TOTAL MAINTENANCE--EQUIPMENT	30,741	39,628	19,970	19,658	39,628	23,128	0	23,128
SERVICES								
27-5015 LAB TEST	530	2,400	0	1,565	1,565	2,400	0	2,400
27-5020 COMMUNICATIONS	8,663	8,000	6,568	1,432	8,000	8,000	0	8,000
27-5022 COMMUNICATION SYSTEM, DISPAT	13,424	30,000	4,691	10,000	14,691	30,000	0	30,000
27-5029 TRAINING	2,744	5,000	1,390	3,610	5,000	5,000	0	5,000
TOTAL SERVICES	25,361	45,400	12,649	16,607	29,256	45,400	0	45,400
SUNDRY								
TOTAL								
PROFESSIONAL SERVICES								
27-5523 PERSONNEL-CRIME PREVENTION	709,937	873,102	518,918	354,184	873,102	894,092	152,319	1,046,411
27-5524 ADMINISTRATIVE	18,315	20,600	13,733	6,867	20,600	21,200	0	21,200
TOTAL PROFESSIONAL SERVICES	728,252	893,702	532,651	361,051	893,702	915,292	152,319	1,067,611
OTHER SERVICES								
27-6001 AUTOMOBIL LIAB. INSURANCE	21,218	21,400	0	19,681	19,681	21,400	0	21,400
TOTAL OTHER SERVICES	21,218	21,400	0	19,681	19,681	21,400	0	21,400
CAPITAL OUTLAY								
27-6572 SPECIAL EQUIPMENT	0	0	0	0	0	0	3,500	3,500
27-6573 COMPUTER HARDWARE	0	4,000	0	4,000	4,000	4,000	202,450	206,450
27-6580 POLICE BUILDING	0	38,000	0	38,000	38,000	0	33,000	33,000
TOTAL CAPITAL OUTLAY	0	42,000	0	42,000	42,000	4,000	238,950	242,950

CITY COUNCIL MEETING PACKET FOR SEPTEMBER 18, 2017

50 -JV CRIME CONTROL
27-CRIME CONTROL

	ACTUAL 2015-2016	ADOPTED BUDGET 2016-2017	CURRENT ACTIVITY ACTUAL Y-T-D	CURRENT ACTIVITY PROJECTED 2016-2017	CURRENT ACTIVITY TOTAL 2016-2017	PROPOSED BUDGET BASE 2017-2018	PROPOSED BUDGET SUPPLEMENTAL 2017-2018	PROPOSED BUDGET TOTAL 2017-2018
INTERFUND ACTIVITY								
27-9760 TRFR TO CAPITAL IMPROVEMENTS	23,500	0	0	0	0	0	0	0
27-9781 EQUIPMENT PURCHASE CONTRIBUT	0	155,000	0	155,000	155,000	0	56,000	56,000
TOTAL INTERFUND ACTIVITY	23,500	155,000	0	155,000	155,000	0	56,000	56,000
TOTAL 27-CRIME CONTROL	846,148	1,203,798	571,938	613,997	1,185,935	1,015,888	457,869	1,473,757
**** TOTAL FUND EXPENSES ****	846,148	1,203,798	571,938	613,997	1,185,935	1,015,888	457,869	1,473,757
REVENUE OVER/(UNDER) EXPENDITURES	764,473	201,702	474,671	(107,997)	366,674	599,112	(457,869)	141,243
PROJECTED ENDING FUND BALANCE	2,582,346	2,784,048			2,949,020	3,548,132		3,090,263

** END OF REPORT **

CITY COUNCIL MEETING PACKET FOR SEPTEMBER 18, 2017

CITY OF JERSEY VILLAGE				
CONSOLIDATED BUDGET REPORT				
GENERAL FUND				
	ACTUAL 2015-2016	ADOPTED BUDGET 2016-2017	PROJECTED 2016-2017	PROP BUDGET 2017-2018
BEGINNING FUND BALANCE	7,776,855	9,527,220	9,527,220	12,375,213
REVENUES:				
PROPERTY TAXES	5,828,657	5,927,843	5,789,253	5,655,000
SALES TAX	4,891,636	2,850,000	4,878,465	4,500,000
OTHER TAXES	676,562	635,000	640,376	635,000
FINES WARRANTS & BONDS	863,984	837,700	928,031	968,700
FEES & CHARGES FOR SERVICES	397,070	368,950	397,900	370,850
LICENSES & PERMITS	202,200	103,700	179,195	158,700
INTEREST EARNED	49,015	45,000	94,336	90,000
INTERFUND ACTIVITY	1,340,448	1,578,398	1,560,535	1,836,257
MISCELLANEOUS REVENUE	135,540	20,000	156,010	100,000
OTHER AGENCY REVENUE	3,836	0	130,432	0
TOTAL REVENUE	14,388,948	12,366,591	14,754,533	14,314,507
TOTAL FUNDS AVAILAIBLE	22,165,803	21,893,811	24,281,753	26,689,720
EXPENDITURES BY DEPARTMENT				
ADMINISTRATIVE SERVICES	615,562	645,950	527,797	590,332
LEGAL/OTHER SERVICES	3,570,456	594,471	2,047,926	5,797,410
INFORMATION TECHNOLOGY	380,676	468,225	457,657	672,475
PURCHASING	21,006	21,000	22,225	21,600
ACCOUNTING SERVICES	283,018	301,650	282,710	335,289
CUSTOMER SERVICE	132,923	143,200	133,428	147,233
MUNICIPAL COURT	343,096	372,239	357,816	444,617
POLICE	2,216,119	2,484,926	2,307,924	2,864,238
COMMUNICATIONS	562,775	729,594	607,024	810,782
FIRE	1,464,835	1,614,972	1,542,160	1,565,801
PUBLIC WORKS ADMINISTRATION	216,432	224,850	221,713	229,271
COMMUNITY DEVELOPMENT	408,333	448,675	405,354	472,210
STREETS	612,573	1,146,746	1,077,594	659,597
BUILDING MAINTENANCE	275,451	363,650	403,047	419,253
SOLID WASTE	573,586	426,061	426,061	436,568
FLEET SERVICES	338,235	380,860	393,580	424,342
PARKS & RECREATION	623,509	742,701	692,524	837,491
TOTAL FUND EXPENSES	12,638,585	11,109,770	11,906,540	16,728,509
REVENUE OVER/(UNDER) EXPENDITURES	1,750,363	1,256,821	2,847,993	(2,414,002)
PROJECTED ENDING FUND BALANCE	9,527,218	10,784,041	12,375,213	9,961,211

CITY OF JERSEY VILLAGE				
CONSOLIDATED BUDGET REPORT				
UTILITY FUND				
	ACTUAL 2015-2016	ADOPTED BUDGET 2016-2017	PROJECTED 2016-2017	PROP BUDGET 2017-2018
BEGINNING FUND BALANCE	9,706,435	10,558,225	10,558,225	9,989,901
REVENUES:				
FEES & CHARGES FOR SERVICES	4,042,307	4,042,000	4,174,854	4,218,000
INTEREST EARNED	12,411	10,000	25,425	20,000
MISCELLANEOUS REVENUE	268,006	50,000	49,612	50,000
TX-DOT REIMBURSEMENT	168,969	0	0	0
TOTAL REVENUE	4,491,693	4,102,000	4,249,891	4,288,000
TOTAL FUNDS AVAILAIBLE	14,198,128	14,660,225	14,808,116	14,277,901
EXPENDITURES BY DEPARTMENT				
WATER AND SEWER	3,635,607	4,106,838	3,988,145	3,989,214
UTILITY CAPITAL PROJECTS	4,296	1,845,000	830,070	2,896,000
UTILITY DEBT SERVICE	0	0	0	0
TOTAL FUND EXPENSES	3,639,903	5,951,838	4,818,215	6,885,214
REVENUE OVER/(UNDER) EXPENDITURES	851,790	(1,849,838)	(568,324)	(2,597,214)
PROJECTED ENDING FUND BALANCE	10,558,225	8,708,387	9,989,901	7,392,687

CITY OF JERSEY VILLAGE				
CONSOLIDATED BUDGET REPORT				
GOLF COURSE FUND				
	ACTUAL 2015-2016	ADOPTED BUDGET 2016-2017	PROJECTED 2016-2017	PROP BUDGET 2017-2018
BEGINNING FUND BALANCE	(3,447,333)	(3,557,283)	(3,557,283)	(3,549,372)
REVENUES:				
FEES & CHARGES FOR SERVICES	1,196,736	1,441,290	1,353,980	1,495,380
INTEREST EARNED	1,266	1,000	2,371	2,400
INTERFUND ACTIVITY	434,905	346,171	346,171	403,071
MISCELLANEOUS REVENUE	198	0	0	0
OTHER AGENCY REVENUE	0	0	0	0
TOTAL REVENUE	1,633,105	1,788,461	1,702,522	1,900,851
TOTAL FUNDS AVAILAIBLE	(1,814,228)	(1,768,822)	(1,854,761)	(1,648,521)
EXPENDITURES BY DEPARTMENT				
CLUB HOUSE	629,499	750,215	682,263	703,789
COURSE MAINTENANCE	936,345	827,071	809,471	873,238
BUILDING MAINTENANCE	89,452	58,500	54,688	61,500
GC CAPITAL IMPROVEMENT	0	52,500	50,659	160,600
EQUIPMENT MAINTENANCE	87,760	100,175	97,529	101,724
TOTAL FUND EXPENSES	1,743,056	1,788,461	1,694,610	1,900,851
REVENUE OVER/(UNDER) EXPENDITURES	(109,951)	0	7,912	0
PROJECTED ENDING FUND BALANCE	(3,557,284)	(3,557,283)	(3,549,371)	(3,549,372)

2017-2018 Budget Proposal

Austin Bleess
City Manager

September 18, 2017

CITY COUNCIL MEETING PACKET FOR SEPTEMBER 18, 2017

Budget Goals

- Long Term Flood Recovery Plan
- Prepare for FY 17 and 18 revenue hits

CITY COUNCIL MEETING PACKET FOR SEPTEMBER 18, 2017

Challenges

- Aging facilities / Replacement – Maint.
- Salary comparability
- Implementation Flood Mitigation Plan

CITY COUNCIL MEETING PACKET FOR SEPTEMBER 18, 2017

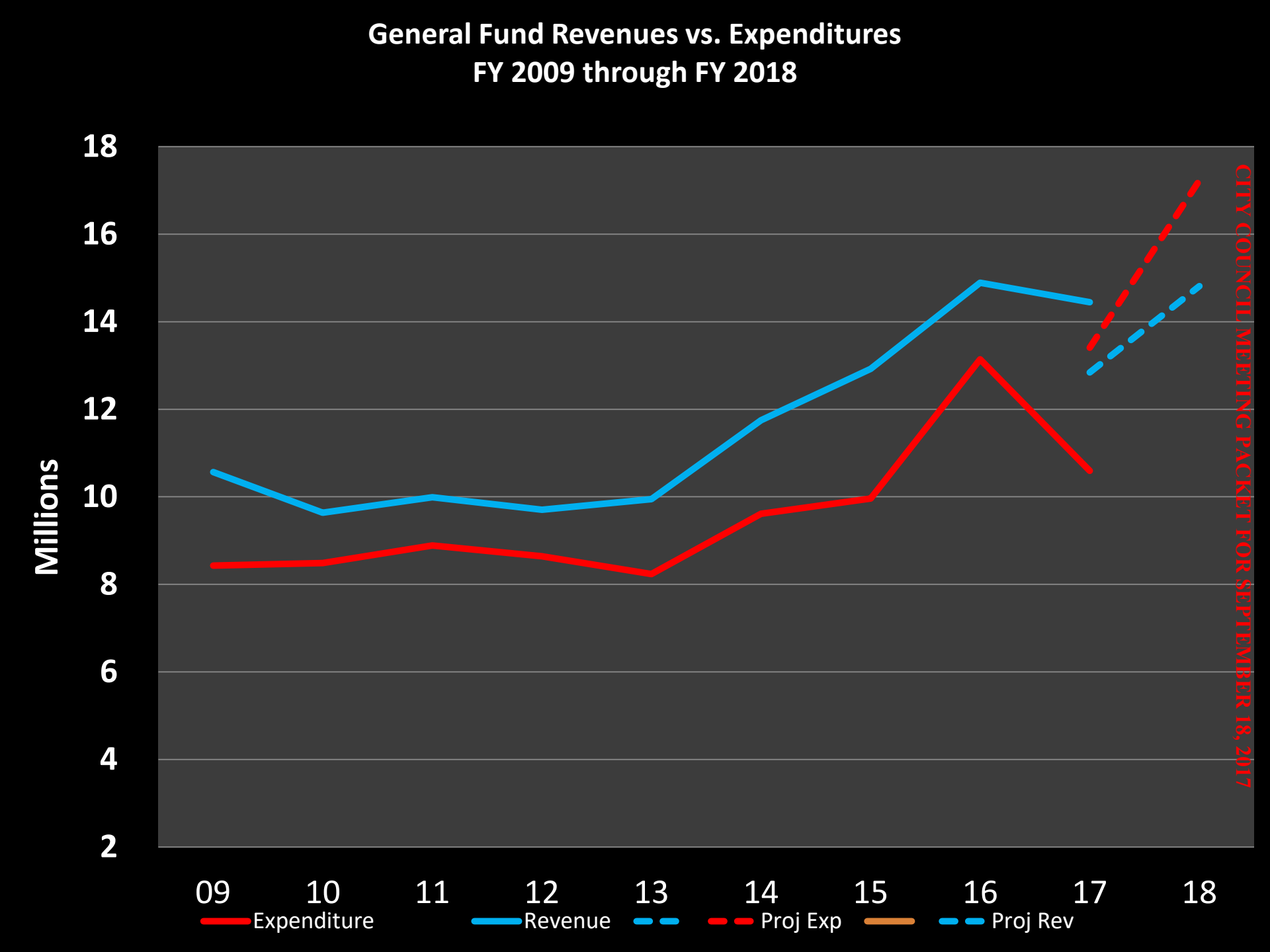
General Fund Revenues vs. Expenditures
FY 2009 through FY 2018
Millions
18
16
14
12
10
8
6
4
2
09
10
11
12
13
14
15
16
17
18
Expenditure
Revenue
Proj Exp
Proj Rev
CITY COUNCIL MEETING PACKET FOR SEPTEMBER 18, 2017

FY 2017-2018

Revenues & Expenditures Including Supplementals

	City Total	General Fund
Revenues	$15,826,765	$14,314,507
Expenditures	$19,597,459	$16,728,509

CITY COUNCIL MEETING PACKET FOR SEPTEMBER 18, 2017

Projected General Fund Revenues: FY 17-18

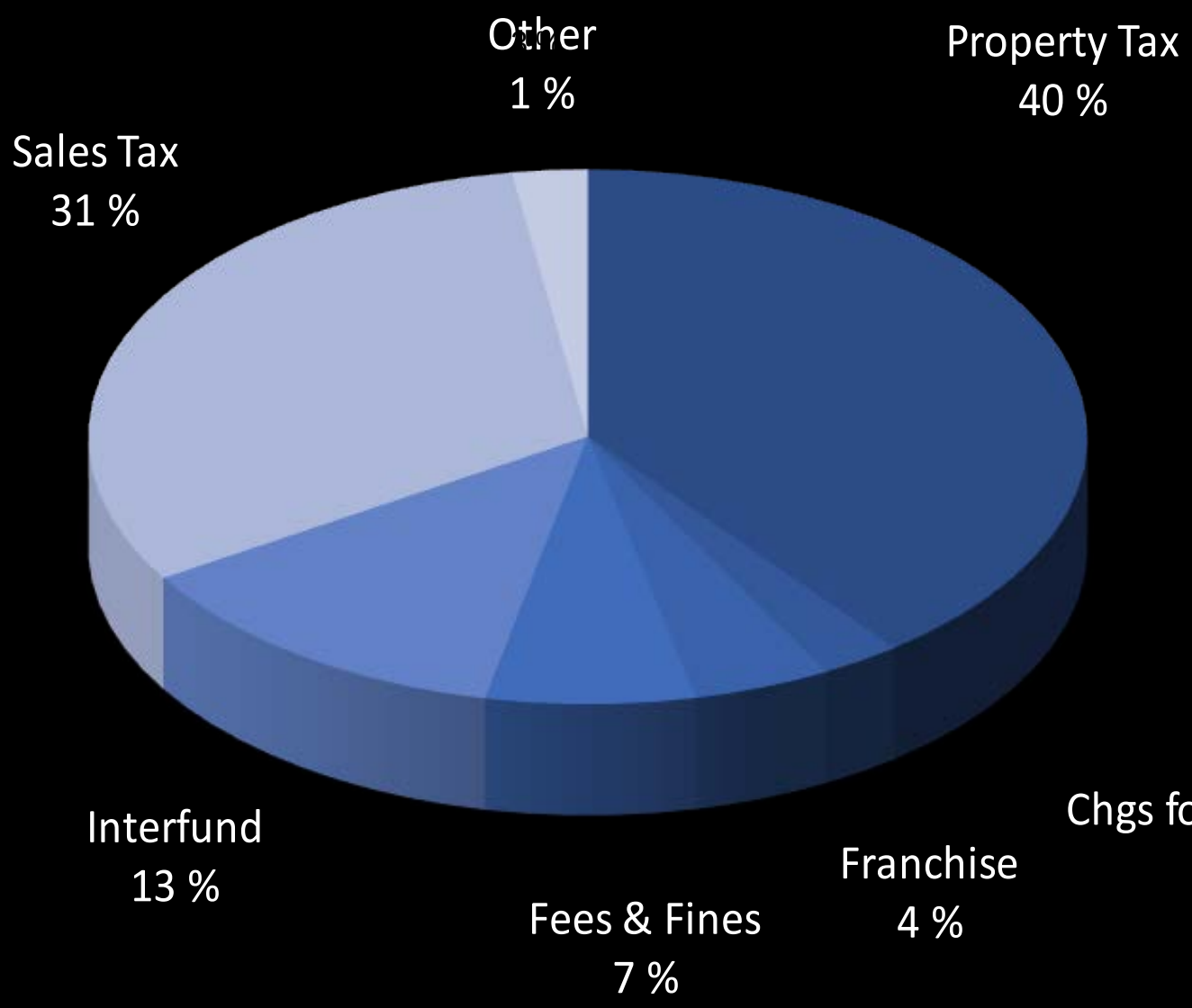

CITY COUNCIL MEETING PACKET FOR SEPTEMBER 18, 2017

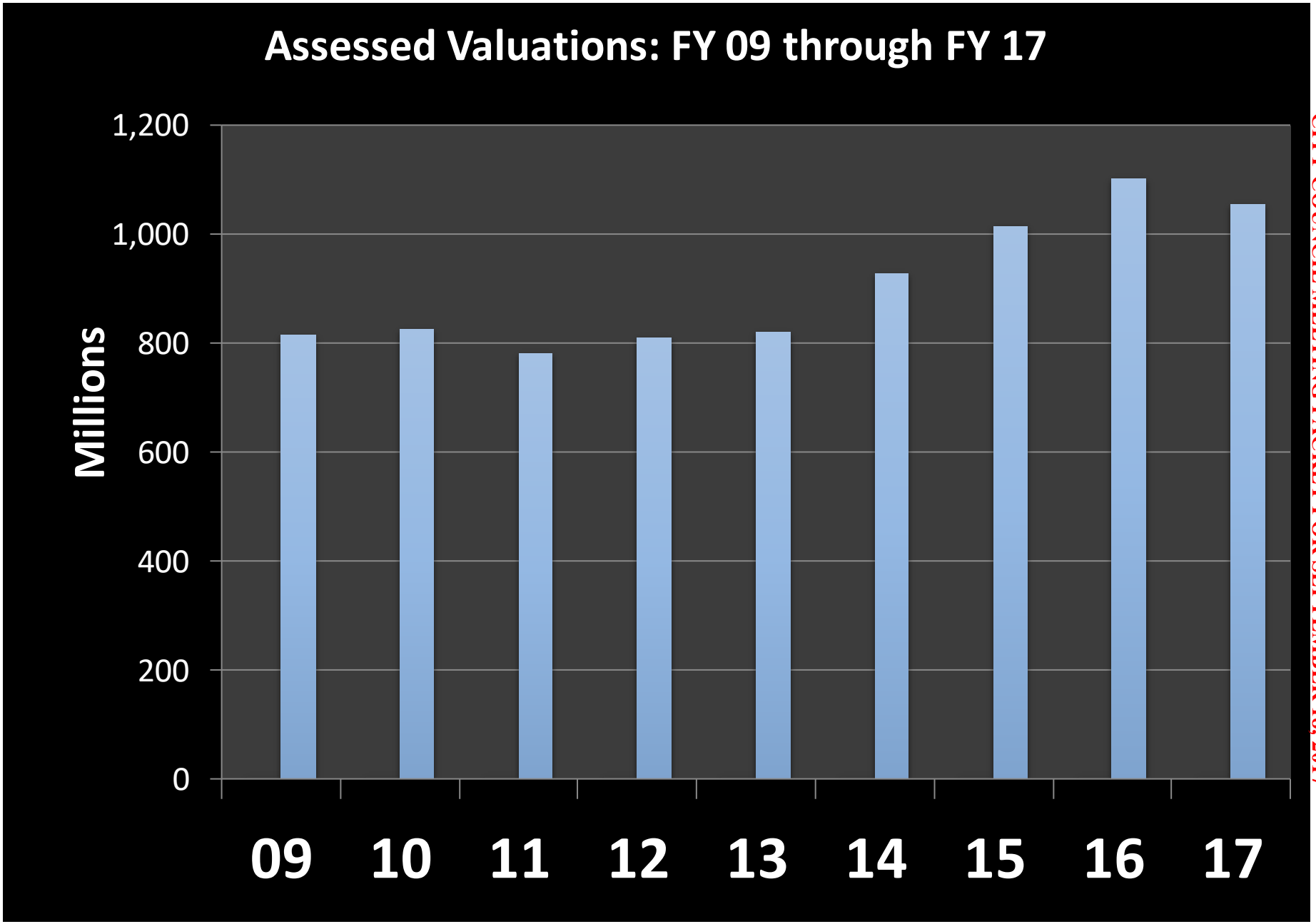

CITY COUNCIL MEETING PACKET FOR SEPTEMBER 18, 2017

Property Tax Rate

	2016-2017	2017-2018	Difference
Debt Service	0.211021	0.211923	0.0009
Operations & Maintenance	0.531479	0.530577	-0.0009
TOTAL	**0.74250**	**0.74250**	**0.00000**

CITY COUNCIL MEETING PACKET FOR SEPTEMBER 18, 2017

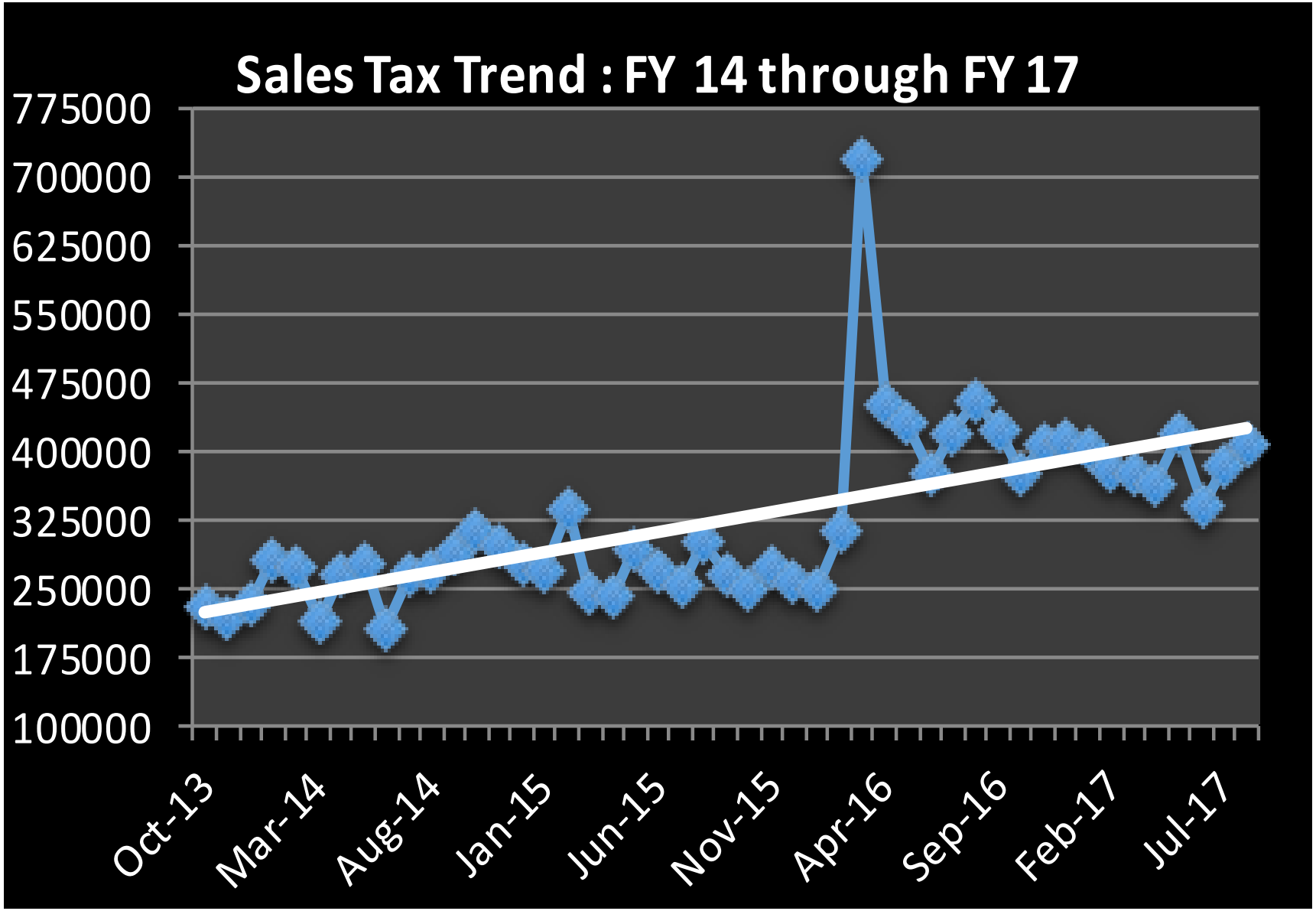
Sales Tax Trend : FY 14 through FY 17
775000
700000
625000
550000
475000
400000
325000
250000
175000
100000
Oct-13
Mar-14
Aug-14
Jan-15
Jun-15
Nov-15
Apr-16
Sep-16
Feb-17
Jul-17

Franchise Fees, Service Fees & Fines

- Sales Tax Revenue increase
- Court fines slight increase
- Permits activity: slight increase
- Interest: Increase

CITY COUNCIL MEETING PACKET FOR SEPTEMBER 18, 2017

Supplementals

- Citywide Salary Adjustments
- City Buildings Improvement/Roof & Air Cond.

CITY COUNCIL MEETING PACKET FOR SEPTEMBER 18, 2017

Budget Calendar

Jul 17-19	Budget Review by Council
Jul 18	JVCCPD Board Meeting
Aug 21	City Council Meeting – Instructions & Decisions on Proposed Budget
Aug 21	JVCCPD Public Hearing
Sep 18	City Council Meeting – Budget Public Hearing – Adopt Budget
Oct 16	Tax Rate Adoption

CITY COUNCIL MEETING PACKET FOR SEPTEMBER 18, 2017

MAYOR

Script for City Council Public Hearing on the 2017-2018 Municipal Budget

Read Item D1 on the Council Agenda - then say:

I now call to order this public hearing on the City of Jersey Village proposed municipal budget for fiscal year 2017-2018. Everyone desiring to speak at this hearing should complete a public hearing comment card and present it to the City Secretary.

The purpose of today's hearing is to give all interested parties the right to appear and be heard concerning the City of Jersey Village proposed municipal budget for the fiscal year 2017-2018.

I would now like to request the City Manager, Austin Bleess, to summarize the subject of this public hearing.

(Once the summary is complete, call the first person signing up to speak).

(After everyone has spoken . . . or if no one desires to speak, finish the meeting with the following)

There being no one (else) desiring to speak, I now close this public hearing on the City of Jersey Village proposed municipal budget for the fiscal year 2017-2018.

CITY COUNCIL - CITY OF JERSEY VILLAGE, TEXAS - AGENDA REQUEST

AGENDA DATE: September 18, 2017 **AGENDA ITEM:** D2

AGENDA SUBJECT: Discuss and take appropriate action concerning any budget changes to the proposed 2017-2018 Municipal Budget.

Department/Prepared By: Isabel Kato **Date Submitted:** August 30, 2017

EXHIBITS: Budget Planning Report – Fund 01– General Fund
Supplemental – Building Maintenance – Division 33
Supplemental – Parks – Division 39

BACKGROUND INFORMATION:

City Council met on July 17, 2017, July 18, 2017 and July 19, 2017 in a budget work session to review and discuss the proposed 2017-2018 budget. On July 19 2017, City Council approved several changes to the proposed budget. However, additional changes are still needed before approving the 2017-2018 budget.

The changes proposed are as follows:

- **General Fund – Building Maintenance Department**: A change is needed for the Building Maintenance department due to our proposal of eliminating the buildings maintenance position and creating a facilities manager position. The additional cost with salaries and fringe benefits will be $10,710 but this cost will be offset by a reduction of the same amount $10,710 from line item 01-33-5017 (Utilities).
- **General Fund – Parks Department Budget**: A change is needed to increase line item 01-39-4007 Chemicals in the amount of $1,500 due to City Councils request of building a splash pad for the pool. The splash pad is proposed for construction in FY 17-18. Because the splash pad is ta recirculating system, it will need the same chemicals as the pool.

Should City Council desire to include these changes in the 2017-2018 proposed General Fund, budget, the following motion has been prepared to accomplish it.

RECOMMENDED ACTION:

MOTION: To approve the City of Jersey Village 2017-2018 budget revisions to include:

(1) A change to the General Fund – Building Maintenance department budget for the proposal of eliminating the building maintenance position and creating a facilities manager position. The additional cost with salaries and fringe benefits of $10,710 will be offset by a reduction of the same amount $10,710 from line item 01-33-5017; and
(2) A change to the General Fund – Parks Department budget for $1,500 to increase line item 01-39-4007, for the splash pad that was proposed for construction in FY 1718, the additional chemicals are needed to recirculate the system and it will need the same chemical as the pool.

CITY COUNCIL MEETING PACKET FOR SEPTEMBER 18, 2017

BUDGET PLANNING REPORT
AS OF: MAY 31ST, 2017

01 -GENERAL FUND
REVENUES

	ACTUAL 2015-2016	ADOPTED BUDGET 2016-2017	CURRENT ACTIVITY ACTUAL Y-T-D	CURRENT ACTIVITY PROJECTED 2016-2017	CURRENT ACTIVITY TOTAL 2016-2017	PROPOSED BUDGET BASE 2017-2018	PROPOSED BUDGET SUPPLEMENTAL 2017-2018	PROPOSED BUDGET TOTAL 2017-2018
BEGINNING FUND BALANCE	7,776,855	9,527,220			9,527,220	12,375,213		12,375,213
PROPERTY TAXES								
10-7101 CURRENT PROPERTY TAXES	5,842,198	5,872,843	5,769,394	50,606	5,820,000	5,600,000	0	5,600,000
10-7102 DELINQUENT PROPERTY TAXES	(36,497)	30,000	(70,746)	20,000	(50,746)	30,000	0	30,000
10-7103 PENALTY, INTEREST & COSTS	22,956	25,000	13,488	6,512	20,000	25,000	0	25,000
TOTAL PROPERTY TAXES	5,828,657	5,927,843	5,712,135	77,118	5,789,253	5,655,000	0	5,655,000
OTHER TAXES								
10-7511 ELECTRIC FRANCHISE	362,233	360,000	240,024	120,000	360,024	360,000	0	360,000
10-7512 TELEPHONE FRANCHISE	138,640	120,000	82,083	30,000	112,083	110,000	0	110,000
10-7513 GAS FRANCHISE	32,655	25,000	24,937	7,000	31,937	30,000	0	30,000
10-7514 CABLE TV FRANCHISE	69,479	60,000	55,278	15,000	70,278	70,000	0	70,000
10-7515 TELECOMMUNICATION	33,172	35,000	23,348	7,000	30,348	30,000	0	30,000
10-7621 CITY SALES TAX	3,261,209	1,900,000	2,102,310	1,150,000	3,252,310	3,000,000	0	3,000,000
10-7622 SALES TX-RED. PROPERTY TX	1,630,427	950,000	1,051,155	575,000	1,626,155	1,500,000	0	1,500,000
10-7631 MIXED DRINK TAX	40,385	35,000	26,706	9,000	35,706	35,000	0	35,000
TOTAL OTHER TAXES	5,568,198	3,485,000	3,605,841	1,913,000	5,518,841	5,135,000	0	5,135,000
FINES WARRANTS & BONDS								
10-8001 FINES	845,993	820,000	660,393	250,000	910,393	950,000	0	950,000
10-8002 TIME PAYMENT FEE-GENERAL	9,934	10,700	6,475	3,000	9,475	10,700	0	10,700
10-8003 TIME PAYMENT FEE-COURT	0	0	1,609	(1,609)	(0)	0	0	0
10-8004 COURT TECHNOLOGY FEES	0	0	15,290	(15,290)	(0)	0	0	0
10-8005 COURT SECURITY FEE	0	0	11,452	(11,452)	0	0	0	0
10-8006 OMNI FEE	8,057	7,000	5,162	3,000	8,162	8,000	0	8,000
10-8007 CHILD SAFETY FEE	0	0	1,241	(1,241)	0	0	0	0
10-8008 JUDICIAL FEE	0	0	2,274	(2,274)	0	0	0	0
TOTAL FINES WARRANTS & BONDS	863,984	837,700	703,897	224,134	928,031	968,700	0	968,700
FEES & CHARGES FOR SERVIC								
10-8501 GARBAGE FEES/RESIDENTIAL	2,637	1,000	1,551	1,000	2,551	1,000	0	1,000
10-8503 POOL MEMBERSHIP FEES	12,629	10,000	5,303	7,000	12,303	10,000	0	10,000
10-8507 AMBULANCE SERVICE FEES	296,273	300,000	200,508	100,000	300,508	300,000	0	300,000
10-8508 TRAINING FEES-FIRE DEPT	0	500	0	0	0	0	0	0
10-8509 PET TAGS	995	700	725	100	825	700	0	700
10-8510 POUND FEES	0	150	40	40	80	150	0	150
10-8511 JERSEY VILLAGE STICKERS	377	0	90	10	100	0	0	0
10-8512 RENTAL FEE	30,789	28,000	3,450	27,000	30,450	30,000	0	30,000
10-8513 CHILD SAFETY FEE-COUNTY	9,834	8,000	6,081	2,000	8,081	8,000	0	8,000
10-8514 FOOD & BEVERAGE FEES	1,161	600	1,152	100	1,252	1,000	0	1,000
10-8515 POLICE OFFICER FEE	1,400	0	1,820	0	1,820	0	0	0
10-8999 PLAN CHECKING AND PLAT REVIE	40,975	20,000	27,930	12,000	39,930	20,000	0	20,000
TOTAL FEES & CHARGES FOR SERVIC	397,070	368,950	248,650	149,250	397,900	370,850	0	370,850

CITY COUNCIL MEETING PACKET FOR SEPTEMBER 18, 2017

01 -GENERAL FUND
REVENUES

	ACTUAL 2015-2016	ADOPTED BUDGET 2016-2017	CURRENT ACTIVITY ACTUAL Y-T-D	CURRENT ACTIVITY PROJECTED 2016-2017	CURRENT ACTIVITY TOTAL 2016-2017	PROPOSED BUDGET BASE 2017-2018	PROPOSED BUDGET SUPPLEMENTAL 2017-2018	PROPOSED BUDGET TOTAL 2017-2018
LICENSES & PERMITS								
10-9001 BUILDING PERMITS	112,817	50,000	81,654	25,000	106,654	100,000	0	100,000
10-9002 PLUMBING PERMITS	15,405	6,000	7,750	5,000	12,750	10,000	0	10,000
10-9003 ELECTRICAL PERMITS	28,490	10,000	13,627	10,000	23,627	15,000	0	15,000
10-9004 MECHANICAL PERMITS	10,518	7,000	5,776	3,000	8,776	8,000	0	8,000
10-9006 SIGN PERMITS	10,586	15,000	6,867	2,000	8,867	8,000	0	8,000
10-9007 LIQUOR LICENSES	3,720	3,500	4,055	0	4,055	3,500	0	3,500
10-9009 ELECTRICAL LICENSES	0	500	0	0	0	500	0	500
10-9012 BURGLAR/FIRE ALARM PERMIT	17,950	10,000	8,390	4,000	12,390	12,000	0	12,000
10-9013 FIRE MARSHAL PERM FEES	1,714	500	1,326	500	1,826	500	0	500
10-9014 POLITICAL SIGN PERMITS	0	100	0	0	0	100	0	100
10-9015 OPERATIONAL HARZADOUS PERM	0	100	0	0	0	100	0	100
10-9016 HOTEL/MOTEL LICENSE PERMITS	1,000	1,000	250	0	250	1,000	0	1,000
TOTAL LICENSES & PERMITS	202,200	103,700	129,695	49,500	179,195	158,700	0	158,700
INTEREST EARNED								
10-9601 INTEREST EARNED	49,015	45,000	64,336	30,000	94,336	90,000	0	90,000
TOTAL INTEREST EARNED	49,015	45,000	64,336	30,000	94,336	90,000	0	90,000
INTERFUND ACTIVITY								
10-9750 CRIME CONTROL DISTRICT REIMB	822,648	1,048,798	571,938	458,997	1,030,935	1,015,888	208,869	1,224,757
10-9752 TRANSFER FROM UTLY FUND	460,000	470,000	0	470,000	470,000	550,000	0	550,000
10-9753 COURT SECURITY & TECH REIMB.	41,800	43,100	0	43,100	43,100	44,500	0	44,500
10-9754 TRANFER FROM MOTEL TAX FUND	16,000	16,500	0	16,500	16,500	17,000	0	17,000
TOTAL INTERFUND ACTIVITY	1,340,448	1,578,398	571,938	988,597	1,560,535	1,627,388	208,869	1,836,257
MISCELLANEOUS REVENUE								
10-9802 SALE OF ASSETS	44,558	0	40,733	0	40,733	0	0	0
10-9807 DONATIONS - POLICE DEPT.	3,000	0	35	0	35	0	0	0
10-9808 DONATION-CITY BEAUTIFICATION	1,200	0	2,000	0	2,000	0	0	0
10-9815 INSURANCE SETTLEMENT	10,049	0	6,279	0	6,279	0	0	0
10-9816 PROPERTY LIENS/ORD VIOLATION	911	0	667	0	667	0	0	0
10-9899 MISCELLANEOUS	75,823	20,000	104,297	2,000	106,297	100,000	0	100,000
TOTAL MISCELLANEOUS REVENUE	135,540	20,000	154,010	2,000	156,010	100,000	0	100,000
OTHER AGENCY REVENUES								
10-9901 GRANTS/CONTRACTS-COPS	54	0	0	0	0	0	0	0
10-9905 FEDERAL & STATE GRANT	615	0	127,364	0	127,364	0	0	0
10-9906 LEOSE FUNDS - TRAINING GRANT	3,167	0	3,068	0	3,068	0	0	0
TOTAL OTHER AGENCY REVENUES	3,836	0	130,432	0	130,432	0	0	0
**** TOTAL REVENUE ****	14,388,949	12,366,591	11,320,935	3,433,599	14,754,534	14,105,638	208,869	14,314,507
**** TOTAL FUNDS AVAIL ****	22,165,804	21,893,811			24,281,755	26,480,851		26,689,720

CITY COUNCIL MEETING PACKET FOR SEPTEMBER 18, 2017

01 -GENERAL FUND
11-ADMINISTRATIVE SERVICE

	ACTUAL 2015-2016	ADOPTED BUDGET 2016-2017	CURRENT ACTIVITY ACTUAL Y-T-D	CURRENT ACTIVITY PROJECTED 2016-2017	CURRENT ACTIVITY TOTAL 2016-2017	PROPOSED BUDGET BASE 2017-2018	PROPOSED BUDGET SUPPLEMENTAL 2017-2018	PROPOSED BUDGET TOTAL 2017-2018
SALARIES, WAGES & BENEFIT								
11-3001 SALARIES	351,701	348,800	136,687	98,496	235,183	327,051	0	327,051
11-3002 WAGES	(0)	0	0	0	0	0	0	0
11-3003 LONGEVITY	1,607	1,700	596	366	962	1,200	0	1,200
11-3007 OVERTIME	172	1,000	0	0	0	0	0	0
11-3010 INCENTIVES	229	0	222	249	471	0	720	720
11-3020 EMPLOYEE AWARDS/BONUS	625	800	882	0	882	800	0	800
11-3051 FICA/MEDICARE TAXES	22,538	26,900	9,010	7,582	16,592	23,862	0	23,862
11-3052 WORKMEN'S COMPENSATION	8,954	11,800	7,420	0	7,420	11,487	0	11,487
11-3053 UNEMPLOYMENT COMPENSATION	832	3,600	39	3,561	3,600	3,600	0	3,600
11-3054 RETIREMENT	55,021	54,600	22,348	13,876	36,224	47,152	0	47,152
11-3055 HEALTH INSURANCE	60,284	74,100	35,224	17,808	53,032	61,439	0	61,439
11-3056 LIFE INS	281	400	153	77	230	261	0	261
11-3057 DENTAL INSURANCE	3,337	4,200	2,032	1,040	3,072	3,433	0	3,433
11-3058 LONG-TERM DISABILITY	1,074	1,500	559	342	901	1,277	0	1,277
TOTAL SALARIES, WAGES & BENEFIT	506,655	529,400	215,172	143,397	358,569	481,562	720	482,282
SUPPLIES								
11-3502 POSTAGE/FREIGHT/DEL. FEE	250	250	0	250	250	250	0	250
11-3503 OFFICE SUPPLIES	2,468	2,500	1,851	649	2,500	2,500	1,500	4,000
11-3510 BOOKS & PERIODICALS	47	300	168	130	298	300	0	300
11-3520 FOOD	3,480	4,000	2,316	1,650	3,966	4,000	3,000	7,000
TOTAL SUPPLIES	6,244	7,050	4,335	2,679	7,014	7,050	4,500	11,550
MAINTENANCE--EQUIPMENT								
11-4501 FURN.,FIXT.,& OFF. MACH.	4,326	250	0	200	200	3,000	0	3,000
TOTAL MAINTENANCE--EQUIPMENT	4,326	250	0	200	200	3,000	0	3,000
SERVICES								
11-5001 MAYOR & COUNCIL EXPENDITURES	3,186	4,000	872	2,000	2,872	4,000	0	4,000
11-5007 RECORDS MANAGEMENT	5,596	5,000	2,597	3,403	6,000	5,000	1,000	6,000
11-5012 PRINTING	109	250	241	0	241	250	0	250
11-5014 MEDICAL EXPENSES	4,568	2,500	2,318	2,500	4,818	2,500	2,500	5,000
11-5020 COMMUNICATIONS	4,646	4,500	3,332	1,068	4,400	4,600	0	4,600
11-5025 PUBLIC NOTICES	5,019	5,000	1,100	6,400	7,500	5,000	2,500	7,500
11-5026 CODIFICATIONS	4,167	5,000	2,189	3,311	5,500	5,500	0	5,500
11-5027 MEMBERSHIPS/SUBCRIPTIONS	4,960	6,850	5,037	1,500	6,537	7,000	0	7,000
11-5029 TRAVEL/TRAINING	4,363	9,500	1,502	8,000	9,502	9,500	4,500	14,000
11-5030 CAR ALLOWANCE	6,038	6,600	1,000	2,000	3,000	6,600	0	6,600
11-5041 NEWSLETTER	7,500	7,500	3,115	4,385	7,500	7,500	3,000	10,500
TOTAL SERVICES	50,152	56,700	23,303	34,567	57,870	57,450	13,500	70,950

CITY COUNCIL MEETING PACKET FOR SEPTEMBER 18, 2017

01 -GENERAL FUND
11-ADMINISTRATIVE SERVICE

	ACTUAL 2015-2016	ADOPTED BUDGET 2016-2017	CURRENT ACTIVITY ACTUAL Y-T-D	CURRENT ACTIVITY PROJECTED 2016-2017	CURRENT ACTIVITY TOTAL 2016-2017	PROPOSED BUDGET BASE 2017-2018	PROPOSED BUDGET SUPPLEMENTAL 2017-2018	PROPOSED BUDGET TOTAL 2017-2018
SUNDRY								
11-5401 ELECTION EXPENSE	14,723	7,000	5,512	1,500	7,012	7,000	0	7,000
TOTAL SUNDRY	14,723	7,000	5,512	1,500	7,012	7,000	0	7,000
PROFESSIONAL SERVICES								
11-5515 CONSULTANT SERVICES	3,080	40,000	91,583	0	91,583	10,000	0	10,000
11-5521 TEMPORARY AGENCY	24,839	0	0	0	0	0	0	0
TOTAL PROFESSIONAL SERVICES	27,920	40,000	91,583	0	91,583	10,000	0	10,000
OTHER SERVICES								
11-6005 NOTARY SURETY BONDS	292	300	0	300	300	300	0	300
TOTAL OTHER SERVICES	292	300	0	300	300	300	0	300
CAPITAL OUTLAY								
TOTAL								
INTERFUND ACTIVITY								
11-9772 TECHNOLOGY USER FEE	5,250	5,250	0	5,250	5,250	5,250	0	5,250
TOTAL INTERFUND ACTIVITY	5,250	5,250	0	5,250	5,250	5,250	0	5,250
TOTAL 11-ADMINISTRATIVE SERVICE	615,562	645,950	339,904	187,893	527,797	571,612	18,720	590,332

CITY COUNCIL MEETING PACKET FOR SEPTEMBER 18, 2017

01 -GENERAL FUND
12-LEGAL/OTHER SERVICES

	ACTUAL 2015-2016	ADOPTED BUDGET 2016-2017	CURRENT ACTIVITY ACTUAL Y-T-D	CURRENT ACTIVITY PROJECTED 2016-2017	CURRENT ACTIVITY TOTAL 2016-2017	PROPOSED BUDGET BASE 2017-2018	PROPOSED BUDGET SUPPLEMENTAL 2017-2018	PROPOSED BUDGET TOTAL 2017-2018
SALARIES, WAGES & BENEFIT								
12-3052 WORKMEN'S COMPENSATION	228	300	189	111	300	300	0	300
TOTAL SALARIES, WAGES & BENEFIT	228	300	189	111	300	300	0	300
SERVICES								
12-5023 GRANTS AND INCENTIVES	1,453,668	0	683,984	769,684	1,453,668	1,453,668	0	1,453,668
TOTAL SERVICES	1,453,668	0	683,984	769,684	1,453,668	1,453,668	0	1,453,668
SUNDRY								
TOTAL								
PROFESSIONAL SERVICES								
12-5502 LEGAL FEES	126,636	125,000	95,144	45,000	140,144	125,000	0	125,000
12-5515 CONSULTANT SERVICES	10,000	11,500	10,000	0	10,000	10,000	0	10,000
TOTAL PROFESSIONAL SERVICES	136,636	136,500	105,144	45,000	150,144	135,000	0	135,000
OTHER SERVICES								
12-6001 AUTOMOBILE LIABILITY	36,195	45,000	37,722	0	37,722	39,231	0	39,231
12-6003 LIABILITY-FIRE & CASUALTY IN	47,856	65,000	62,038	0	62,038	65,140	0	65,140
12-6005 SURETY BONDS	468	1,000	468	0	468	500	0	500
12-6007 INSURANCE/DEDUCTIBLE	(0)	0	(3,084)	0	(3,084)	0	0	0
TOTAL OTHER SERVICES	84,519	111,000	97,143	0	97,143	104,871	0	104,871
INTERFUND ACTIVITY								
12-9760 TRFR TO CAPITAL IMPROVEMENTS	1,460,000	0	0	0	0	0	3,750,000	3,750,000
12-9761 TRANSFER TO GOLF FUND	434,905	346,171	0	346,171	346,171	215,118	137,953	353,071
12-9772 TECHNOLOGY USER FEES	500	500	0	500	500	500	0	500
TOTAL INTERFUND ACTIVITY	1,895,405	346,671	0	346,671	346,671	215,618	3,887,953	4,103,571
TOTAL 12-LEGAL/OTHER SERVICES	3,570,456	594,471	886,460	1,161,466	2,047,926	1,909,457	3,887,953	5,797,410

CITY COUNCIL MEETING PACKET FOR SEPTEMBER 18, 2017

01 -GENERAL FUND
13-INFO TECHNOLOGY

	ACTUAL 2015-2016	ADOPTED BUDGET 2016-2017	CURRENT ACTIVITY ACTUAL Y-T-D	CURRENT ACTIVITY PROJECTED 2016-2017	CURRENT ACTIVITY TOTAL 2016-2017	PROPOSED BUDGET BASE 2017-2018	PROPOSED BUDGET SUPPLEMENTAL 2017-2018	PROPOSED BUDGET TOTAL 2017-2018
SALARIES, WAGES & BENEFIT								
13-3001 SALARIES	115,325	122,833	76,835	43,284	120,119	127,356	58,900	186,256
13-3002 WAGES	12,069	9,600	4,650	4,950	9,600	9,579	0	9,579
13-3003 LONGEVITY	619	800	387	216	603	816	0	816
13-3007 OVERTIME	1,172	0	3,327	3,000	6,327	0	0	0
13-3051 FICA/MEDICARE TAXES	9,173	10,200	6,634	3,936	10,570	10,600	4,456	15,056
13-3052 WORKMEN'S COMPENSATION	304	400	252	0	252	300	97	397
13-3053 EMPLOYMENT TAXES	452	2,700	247	0	247	2,700	900	3,600
13-3054 RETIREMENT	17,725	19,200	13,203	7,212	20,415	19,900	9,140	29,040
13-3055 HEALTH INSURANCE	20,782	24,100	15,042	7,602	22,644	26,228	22,853	49,081
13-3056 LIFE INS	140	200	102	51	153	200	87	287
13-3057 DENTAL INSURANCE	1,273	1,500	972	497	1,469	1,641	497	2,138
13-3058 LONG-TERM DISABILITY	465	600	344	173	517	600	187	787
TOTAL SALARIES, WAGES & BENEFIT	179,498	192,133	121,995	70,921	192,916	199,920	97,117	297,037
SUPPLIES								
13-3502 POSTAGE/FREIGHT	495	500	17	358	375	500	0	500
13-3503 OFFICE SUPPLIES	100	250	130	100	230	250	0	250
13-3509 COMPUTER SUPPLIES	2,173	2,200	414	1,675	2,089	2,200	0	2,200
13-3510 BOOKS & PERIODICALS	0	100	0	70	70	100	0	100
TOTAL SUPPLIES	2,768	3,050	561	2,203	2,764	3,050	0	3,050
MAINTENANCE--EQUIPMENT								
13-4501 FURN. FIXTURES. OFF EQUIPMEN	8,215	7,437	3,732	3,255	6,987	7,437	0	7,437
13-4502 COMPUTER EQUIPMENT	7,970	9,500	3,636	5,864	9,500	9,500	0	9,500
13-4504 SOFTWARE MAINTENANCE	100,985	138,712	83,340	46,118	129,458	138,712	4,447	143,159
TOTAL MAINTENANCE--EQUIPMENT	117,170	155,649	90,709	55,237	145,946	155,649	4,447	160,096
SERVICES								
13-5020 COMMUNICATIONS	16,200	19,950	10,272	7,968	18,240	19,950	5,000	24,950
13-5027 MEMBERSHIPS/SUBSCRIPT	1,028	1,100	424	670	1,094	1,250	0	1,250
13-5029 TRAVEL/TRAINING	6,896	7,100	1,040	6,000	7,040	7,600	0	7,600
TOTAL SERVICES	24,124	28,150	11,735	14,638	26,373	28,800	5,000	33,800
PROFESSIONAL SERVICES								
13-5515 CONSULTANT SERVICES	10,778	15,000	4,153	11,500	15,653	15,000	39,000	54,000
TOTAL PROFESSIONAL SERVICES	10,778	15,000	4,153	11,500	15,653	15,000	39,000	54,000
CAPITAL OUTLAY								
13-6573 COMPUTER EQUIPMENT	2,949	21,000	0	20,762	20,762	0	11,850	11,850
13-6574 COMPUTER SOFTWARE	8,200	0	0	0	0	0	0	0
TOTAL CAPITAL OUTLAY	11,149	21,000	0	20,762	20,762	0	11,850	11,850

CITY COUNCIL MEETING PACKET FOR SEPTEMBER 18, 2017

01 -GENERAL FUND
13-INFO TECHNOLOGY

	ACTUAL 2015-2016	ADOPTED BUDGET 2016-2017	CURRENT ACTIVITY ACTUAL Y-T-D	CURRENT ACTIVITY PROJECTED 2016-2017	CURRENT ACTIVITY TOTAL 2016-2017	PROPOSED BUDGET BASE 2017-2018	PROPOSED BUDGET SUPPLEMENTAL 2017-2018	PROPOSED BUDGET TOTAL 2017-2018
INTERFUND ACTIVITY								
13-9740 COMPUTER CAPITAL USER FEE	0	0	0	0	0	0	50,000	50,000
13-9771 TECHNOLOGY PURCHASE CONTRIBU	0	13,600	0	13,600	13,600	0	15,975	15,975
13-9772 TECHNOLOGY USER FEE	35,188	39,643	0	39,643	39,643	44,667	2,000	46,667
TOTAL INTERFUND ACTIVITY	35,188	53,243	0	53,243	53,243	44,667	67,975	112,642
TOTAL 13-INFO TECHNOLOGY	380,676	468,225	229,153	228,504	457,657	447,086	225,389	672,475

CITY COUNCIL MEETING PACKET FOR SEPTEMBER 18, 2017

01 -GENERAL FUND
14-PURCHASING

	ACTUAL 2015-2016	ADOPTED BUDGET 2016-2017	CURRENT ACTIVITY ACTUAL Y-T-D	CURRENT ACTIVITY PROJECTED 2016-2017	CURRENT ACTIVITY TOTAL 2016-2017	PROPOSED BUDGET BASE 2017-2018	PROPOSED BUDGET SUPPLEMENTAL 2017-2018	PROPOSED BUDGET TOTAL 2017-2018
SUPPLIES								
14-3502 POSTAGE/FREIGHT	11,959	13,000	7,363	5,600	12,963	13,000	0	13,000
14-3503 OFFICE SUPPLIES	4,945	5,000	2,073	2,925	4,998	5,000	0	5,000
TOTAL SUPPLIES	16,903	18,000	9,435	8,525	17,960	18,000	0	18,000
MAINTENANCE--EQUIPMENT								
TOTAL								
SERVICES								
14-5012 PRINTING	1,655	400	666	1,000	1,666	1,000	0	1,000
14-5022 RENTAL OF EQUIPMENT	2,448	2,600	1,224	1,375	2,599	2,600	0	2,600
TOTAL SERVICES	4,103	3,000	1,890	2,375	4,265	3,600	0	3,600
PROFESSIONAL SERVICES								
TOTAL								
CAPITAL OUTLAY								
TOTAL								
TOTAL 14-PURCHASING	21,006	21,000	11,325	10,900	22,225	21,600	0	21,600

CITY COUNCIL MEETING PACKET FOR SEPTEMBER 18, 2017

01 -GENERAL FUND
15-ACCOUNTING SERVICES

	ACTUAL 2015-2016	ADOPTED BUDGET 2016-2017	CURRENT ACTIVITY ACTUAL Y-T-D	CURRENT ACTIVITY PROJECTED 2016-2017	CURRENT ACTIVITY TOTAL 2016-2017	PROPOSED BUDGET BASE 2017-2018	PROPOSED BUDGET SUPPLEMENTAL 2017-2018	PROPOSED BUDGET TOTAL 2017-2018
SALARIES, WAGES & BENEFIT								
15-3001 SALARIES	168,440	172,200	107,197	60,014	167,211	178,300	22,504	200,804
15-3003 LONGEVITY	907	1,100	614	349	963	1,200	0	1,200
15-3007 OVERTIME	1,278	2,000	423	1,577	2,000	2,000	0	2,000
15-3051 FICA/MEDICARE TAXES	12,262	13,400	8,221	4,738	12,959	13,900	1,706	15,606
15-3052 WORKMEN'S COMPENSATION	379	500	314	0	314	400	11	411
15-3053 EMPLOYMENT TAXES	2,706	2,700	209	0	209	2,700	0	2,700
15-3054 RETIREMENT	25,722	27,200	17,545	8,672	26,217	28,200	3,441	31,641
15-3055 HEALTH INSURANCE	35,156	41,000	22,809	10,500	33,309	36,224	0	36,224
15-3056 LIFE INS	223	300	153	77	230	261	0	261
15-3057 DENTAL INSURANCE	2,461	3,200	1,650	844	2,494	2,785	0	2,785
15-3058 LONG-TERM DISABILITY	668	800	483	243	726	800	57	857
TOTAL SALARIES, WAGES & BENEFIT	250,203	264,400	159,618	87,014	246,632	266,770	27,719	294,489
SUPPLIES								
15-3502 POSTAGE/FREIGHT/DEL.FEE	65	50	143	0	143	200	0	200
15-3503 OFFICE SUPPLIES	691	750	263	350	613	800	0	800
15-3510 BOOKS & PERIODICALS	50	50	50	0	50	50	0	50
TOTAL SUPPLIES	806	850	456	350	806	1,050	0	1,050
MAINTENANCE--EQUIPMENT								
15-4501 FURN.FIXT. & OFF.MACH.	0	100	100	0	100	150	0	150
TOTAL MAINTENANCE--EQUIPMENT	0	100	100	0	100	150	0	150
SERVICES								
15-5012 PRINTING	104	950	1,169	0	1,169	1,200	0	1,200
15-5020 COMMUNICATIONS	4,042	4,250	3,148	1,100	4,248	4,250	0	4,250
15-5027 MEMBERSHIPS	275	400	170	90	260	400	0	400
15-5029 TRAVEL/TRAINING	290	1,500	1,109	391	1,500	1,500	3,000	4,500
TOTAL SERVICES	4,710	7,100	5,595	1,581	7,176	7,350	3,000	10,350
SUNDRY								
15-5405 PERMITS & FEES	540	500	435	0	435	550	0	550
TOTAL SUNDRY	540	500	435	0	435	550	0	550
PROFESSIONAL SERVICES								
15-5501 AUDITS/CONTRACTS/STUDIES	25,059	27,000	20,861	5,000	25,861	27,000	0	27,000
TOTAL PROFESSIONAL SERVICES	25,059	27,000	20,861	5,000	25,861	27,000	0	27,000
CAPITAL OUTLAY								
TOTAL								

CITY COUNCIL MEETING PACKET FOR SEPTEMBER 18, 2017

01 -GENERAL FUND
15-ACCOUNTING SERVICES

	ACTUAL 2015-2016	ADOPTED BUDGET 2016-2017	CURRENT ACTIVITY ACTUAL Y-T-D	CURRENT ACTIVITY PROJECTED 2016-2017	CURRENT ACTIVITY TOTAL 2016-2017	PROPOSED BUDGET BASE 2017-2018	PROPOSED BUDGET SUPPLEMENTAL 2017-2018	PROPOSED BUDGET TOTAL 2017-2018
INTERFUND ACTIVITY								
15-9772 TECHNOLOGY USER FEE	1,700	1,700	0	1,700	1,700	1,700	0	1,700
TOTAL INTERFUND ACTIVITY	1,700	1,700	0	1,700	1,700	1,700	0	1,700
TOTAL 15-ACCOUNTING SERVICES	283,018	301,650	187,065	95,645	282,710	304,570	30,719	335,289

CITY COUNCIL MEETING PACKET FOR SEPTEMBER 18, 2017

01 -GENERAL FUND
16-CUSTOMER SERVICE

	ACTUAL 2015-2016	ADOPTED BUDGET 2016-2017	CURRENT ACTIVITY ACTUAL Y-T-D	CURRENT ACTIVITY PROJECTED 2016-2017	CURRENT ACTIVITY TOTAL 2016-2017	PROPOSED BUDGET BASE 2017-2018	PROPOSED BUDGET SUPPLEMENTAL 2017-2018	PROPOSED BUDGET TOTAL 2017-2018
SALARIES, WAGES & BENEFIT								
16-3001 SALARIES	33,072	33,900	20,922	11,851	32,773	34,891	0	34,891
16-3003 LONGEVITY	323	400	223	133	356	432	0	432
16-3007 OVERTIME	50	1,000	0	1,000	1,000	1,000	0	1,000
16-3010 INCENTIVES	1,086	1,100	671	374	1,045	1,080	0	1,080
16-3051 FICA/MEDICARE TAXES	2,329	2,800	1,549	1,022	2,571	2,861	0	2,861
16-3052 WORKMEN'S COMPENSATION	76	100	63	0	63	75	0	75
16-3053 EMPLOYMENT TAXES	682	900	9	0	9	900	0	900
16-3054 RETIREMENT	5,193	5,700	3,516	1,870	5,386	5,801	0	5,801
16-3055 HEALTH INSURANCE	16,169	17,900	11,214	5,669	16,883	19,559	0	19,559
16-3056 LIFE INS	77	100	51	26	77	87	0	87
16-3057 DENTAL INSURANCE	933	1,100	677	347	1,024	1,144	0	1,144
16-3058 LONG-TERM DISABILITY	138	200	94	48	142	153	0	153
TOTAL SALARIES, WAGES & BENEFIT	60,127	65,200	38,989	22,340	61,329	67,983	0	67,983
SUPPLIES								
16-3503 OFFICE SUPPLIES	462	500	189	311	500	600	0	600
TOTAL SUPPLIES	462	500	189	311	500	600	0	600
MAINTENANCE--EQUIPMENT								
16-4501 FURN., FIX, & OFF MACH EQ	235	400	313	0	313	400	0	400
TOTAL MAINTENANCE--EQUIPMENT	235	400	313	0	313	400	0	400
SERVICES								
16-5020 COMMUNICATIONS	3,620	3,850	2,407	1,443	3,850	4,000	0	4,000
16-5025 PUBLIC NOTICES	0	0	0	0	0	1,000	0	1,000
16-5029 TRAVEL/TRAINING	0	500	0	500	500	0	0	0
TOTAL SERVICES	3,620	4,350	2,407	1,943	4,350	5,000	0	5,000
PROFESSIONAL SERVICES								
16-5527 HARRIS CTY APPRAISAL DIST	62,311	65,500	45,074	16,000	61,074	66,000	0	66,000
16-5528 HARRIS CTY TAX OFFICE	5,848	7,000	3,611	2,000	5,611	7,000	0	7,000
TOTAL PROFESSIONAL SERVICES	68,159	72,500	48,685	18,000	66,685	73,000	0	73,000
OTHER SERVICES								
16-6005 SURETY BOND	71	0	0	0	0	0	0	0
TOTAL OTHER SERVICES	71	0	0	0	0	0	0	0
CAPITAL OUTLAY								
TOTAL								

CITY COUNCIL MEETING PACKET FOR SEPTEMBER 18, 2017

01 -GENERAL FUND
16-CUSTOMER SERVICE

	ACTUAL 2015-2016	ADOPTED BUDGET 2016-2017	CURRENT ACTIVITY ACTUAL Y-T-D	CURRENT ACTIVITY PROJECTED 2016-2017	CURRENT ACTIVITY TOTAL 2016-2017	PROPOSED BUDGET BASE 2017-2018	PROPOSED BUDGET SUPPLEMENTAL 2017-2018	PROPOSED BUDGET TOTAL 2017-2018
INTERFUND ACTIVITY								
16-9772 TECHNOLOGY USER FEE	250	250	0	250	250	250	0	250
TOTAL INTERFUND ACTIVITY	250	250	0	250	250	250	0	250
TOTAL 16-CUSTOMER SERVICE	132,923	143,200	90,584	42,844	133,428	147,233	0	147,233

CITY COUNCIL MEETING PACKET FOR SEPTEMBER 18, 2017

01 -GENERAL FUND
19-MUNICIPAL COURT

	ACTUAL 2015-2016	ADOPTED BUDGET 2016-2017	CURRENT ACTIVITY ACTUAL Y-T-D	CURRENT ACTIVITY PROJECTED 2016-2017	CURRENT ACTIVITY TOTAL 2016-2017	PROPOSED BUDGET BASE 2017-2018	PROPOSED BUDGET SUPPLEMENTAL 2017-2018	PROPOSED BUDGET TOTAL 2017-2018
SALARIES, WAGES & BENEFIT								
19-3001 SALARIES	167,351	179,487	102,420	63,974	166,394	192,100	18,202	210,302
19-3003 LONGEVITY	718	1,000	505	299	804	1,104	0	1,104
19-3007 OVERTIME	443	5,000	2,654	2,346	5,000	5,000	0	5,000
19-3010 INCENTIVES	1,675	1,600	1,416	789	2,205	1,560	0	1,560
19-3051 FICA/MEDICARE TAXES	12,615	14,383	8,279	5,157	13,436	15,300	1,374	16,674
19-3052 WORKMEN'S COMPENSATION	455	500	314	0	314	439	0	439
19-3053 EMPLOYMENT TAXES	2,935	4,500	113	0	113	4,500	0	4,500
19-3054 RETIREMENT	25,743	29,069	17,122	9,437	26,559	31,000	2,807	33,807
19-3055 HEALTH INSURANCE	40,002	44,300	27,768	16,426	44,194	56,670	0	56,670
19-3056 LIFE INS	306	400	198	128	326	435	0	435
19-3057 DENTAL INSURANCE	3,835	2,500	1,531	949	2,480	3,132	0	3,132
19-3058 LONG-TERM DISABILITY	640	700	413	253	666	894	0	894
TOTAL SALARIES, WAGES & BENEFIT	256,719	283,439	162,732	99,758	262,490	312,134	22,383	334,517
SUPPLIES								
19-3503 OFFICE SUPPLIES	1,831	2,000	1,870	130	2,000	2,900	0	2,900
19-3510 BOOKS & PERIODICALS	0	300	0	300	300	500	0	500
19-3523 TOOLS/EQUIPMENT	0	100	0	100	100	100	0	100
TOTAL SUPPLIES	1,831	2,400	1,870	530	2,400	3,500	0	3,500
MAINTENANCE--EQUIPMENT								
19-4501 FURN., FIXT. & OFF. MACH.	0	500	100	400	500	500	0	500
TOTAL MAINTENANCE--EQUIPMENT	0	500	100	400	500	500	0	500
SERVICES								
19-5012 PRINTING	3,894	5,000	2,228	3,299	5,527	5,000	0	5,000
19-5020 COMMUNICATIONS	3,620	3,900	2,407	1,493	3,900	4,000	0	4,000
19-5027 MEMBERSHIPS	160	200	120	80	200	300	0	300
19-5029 TRAVEL/TRAINING	2,224	4,000	2,047	1,953	4,000	4,000	0	4,000
TOTAL SERVICES	9,898	13,100	6,801	6,825	13,626	13,300	0	13,300
SUNDRY								
19-5404 JURY EXPENSE	0	300	0	300	300	300	0	300
TOTAL SUNDRY	0	300	0	300	300	300	0	300
PROFESSIONAL SERVICES								
19-5505 JUDGES	47,500	45,000	27,575	20,425	48,000	45,000	10,000	55,000
19-5506 PROSECUTORS	25,200	25,000	16,800	11,200	28,000	25,000	10,000	35,000
19-5516 COLLECTION AGENCY FEES	1,949	2,000	1,550	450	2,000	2,000	0	2,000
19-5518 INTERPRETERS	0	500	0	500	500	500	0	500
TOTAL PROFESSIONAL SERVICES	74,649	72,500	45,925	32,575	78,500	72,500	20,000	92,500

CITY COUNCIL MEETING PACKET FOR SEPTEMBER 18, 2017

01 -GENERAL FUND
19-MUNICIPAL COURT

	ACTUAL 2015-2016	ADOPTED BUDGET 2016-2017	CURRENT ACTIVITY ACTUAL Y-T-D	CURRENT ACTIVITY PROJECTED 2016-2017	CURRENT ACTIVITY TOTAL 2016-2017	PROPOSED BUDGET BASE 2017-2018	PROPOSED BUDGET SUPPLEMENTAL 2017-2018	PROPOSED BUDGET TOTAL 2017-2018
OTHER SERVICES								
TOTAL								
CAPITAL OUTLAY								
TOTAL								
INTERFUND ACTIVITY								
TOTAL								
TOTAL 19-MUNICIPAL COURT	343,096	372,239	217,428	140,388	357,816	402,234	42,383	444,617

CITY COUNCIL MEETING PACKET FOR SEPTEMBER 18, 2017

01 -GENERAL FUND
21-POLICE

	ACTUAL 2015-2016	ADOPTED BUDGET 2016-2017	CURRENT ACTIVITY ACTUAL Y-T-D	CURRENT ACTIVITY PROJECTED 2016-2017	CURRENT ACTIVITY TOTAL 2016-2017	PROPOSED BUDGET BASE 2017-2018	PROPOSED BUDGET SUPPLEMENTAL 2017-2018	PROPOSED BUDGET TOTAL 2017-2018
SALARIES, WAGES & BENEFIT								
21-3001 SALARIES	1,348,759	1,411,400	829,275	516,291	1,345,566	1,445,700	242,070	1,687,770
21-3003 LONGEVITY	3,537	5,400	2,526	1,778	4,304	6,576	0	6,576
21-3007 OVERTIME	60,556	60,000	23,595	36,405	60,000	60,000	0	60,000
21-3010 INCENTIVES	21,075	22,200	11,379	10,218	21,597	22,500	900	23,400
21-3014 S.T.E.P. PROGRAM	29,392	60,000	30,172	25,423	55,595	60,000	0	60,000
21-3051 FICA/MEDICARE TAXES	105,664	117,600	68,580	45,144	113,724	122,200	18,541	140,741
21-3052 WORKMEN'S COMPENSATION	32,858	40,800	27,598	0	27,598	33,000	4,440	37,440
21-3053 EMPLOYMENT TAXES	6,082	23,400	0	270	270	23,850	0	23,850
21-3054 RETIREMENT	217,141	238,400	141,579	82,616	224,195	244,000	37,622	281,622
21-3055 HEALTH INSURANCE	234,192	280,600	168,814	103,520	272,334	320,273	0	320,273
21-3056 LIFE INS	1,885	2,300	1,232	715	1,947	2,219	0	2,219
21-3057 DENTAL INSURANCE	15,495	20,600	11,578	6,766	18,344	20,114	0	20,114
21-3058 LONG-TERM DISABILITY	5,417	6,000	3,631	1,935	5,566	6,200	922	7,122
TOTAL SALARIES, WAGES & BENEFIT	2,082,052	2,288,700	1,319,960	831,081	2,151,041	2,366,632	304,495	2,671,127
SUPPLIES								
21-3502 POSTAGE/FREIGHT/DEL. FEE	74	100	82	18	100	100	0	100
21-3503 OFFICE SUPPLIES	5,992	7,000	3,742	3,258	7,000	7,000	0	7,000
21-3504 WEARING APPAREL	14,508	18,474	5,979	12,495	18,474	18,474	0	18,474
21-3505 CRIME PREVENTION SUPPLIES	909	2,000	282	1,718	2,000	2,000	0	2,000
21-3510 BOOKS AND PERIODICALS	1,668	2,500	1,668	832	2,500	2,500	0	2,500
21-3515 MEDICAL SUPPLIES	0	0	0	0	0	0	1,000	1,000
21-3519 AMMUNITION AND TARGETS	3,962	6,000	3,427	2,573	6,000	6,000	0	6,000
21-3520 FOOD	615	2,400	541	1,000	1,541	2,400	0	2,400
21-3523 TOOLS/EQUIPMENT	16,498	5,300	2,293	800	3,093	3,200	9,600	12,800
21-3534 PARTS AND MATERIALS	24	500	99	101	200	500	0	500
TOTAL SUPPLIES	44,250	44,274	18,114	22,795	40,909	42,174	10,600	52,774
MAINTENANCE--EQUIPMENT								
21-4501 FURN. FIXT. & OFF. MACH.	4,356	5,597	2,506	1,794	4,300	5,597	0	5,597
21-4503 RADIO AND RADAR EQUIPMENT	8,311	2,500	665	1,835	2,500	2,500	0	2,500
21-4504 COMPUTER SOFTWARE	0	0	0	0	0	0	1,200	1,200
21-4510 VEHICLE CLEANING	802	2,000	242	950	1,192	2,000	0	2,000
21-4599 MISCELLANEOUS EQUIPMENT	8,268	26,065	5,145	20,920	26,065	10,000	0	10,000
TOTAL MAINTENANCE--EQUIPMENT	21,737	36,162	8,557	25,499	34,056	20,097	1,200	21,297
SERVICES								
21-5012 PRINTING	986	2,000	560	1,000	1,560	2,000	0	2,000
21-5015 LAB TESTS	530	2,400	565	1,000	1,565	2,400	0	2,400
21-5020 COMMUNICATIONS	9,827	10,000	6,568	3,432	10,000	10,000	0	10,000
21-5022 RENTAL OF EQUIPMENT	12,016	30,000	4,691	10,000	14,691	30,000	0	30,000
21-5025 PUBLIC NOTICES	0	250	0	0	0	250	0	250
21-5027 MEMBERSHIPS	788	1,400	569	300	869	1,400	0	1,400
21-5029 TRAVEL/TRAINING	7,678	22,500	6,097	5,000	11,097	22,500	0	22,500

CITY COUNCIL MEETING PACKET FOR SEPTEMBER 18, 2017

01 -GENERAL FUND
21-POLICE

	ACTUAL 2015-2016	ADOPTED BUDGET 2016-2017	CURRENT ACTIVITY ACTUAL Y-T-D	CURRENT ACTIVITY PROJECTED 2016-2017	CURRENT ACTIVITY TOTAL 2016-2017	PROPOSED BUDGET BASE 2017-2018	PROPOSED BUDGET SUPPLEMENTAL 2017-2018	PROPOSED BUDGET TOTAL 2017-2018
TOTAL SERVICES	31,825	68,550	19,049	20,732	39,781	68,550	0	68,550
SUNDRY								
21-5402 JAIL EXPENSE	2,519	8,000	1,197	2,000	3,197	8,000	0	8,000
TOTAL SUNDRY	2,519	8,000	1,197	2,000	3,197	8,000	0	8,000
PROFESSIONAL SERVICES								
21-5515 CONSULTANT SERVICES	1,553	1,800	1,500	0	1,500	1,800	0	1,800
TOTAL PROFESSIONAL SERVICES	1,553	1,800	1,500	0	1,500	1,800	0	1,800
OTHER SERVICES								
21-6003 LIABILITY-FIRE & CASUALTY IN	16,153	21,400	19,681	1,719	21,400	21,400	0	21,400
21-6005 NOTARY SURETY BONDS	330	340	245	95	340	340	0	340
TOTAL OTHER SERVICES	16,483	21,740	19,926	1,814	21,740	21,740	0	21,740
DEBT SERVICE								
TOTAL								
CAPITAL OUTLAY								
21-6572 SPECIAL EQUIPMENT-	0	0	0	0	0	0	3,500	3,500
TOTAL CAPITAL OUTLAY	0	0	0	0	0	0	3,500	3,500
INTERFUND ACTIVITY								
21-9772 TECHNOLOGY USER FEE	15,700	15,700	0	15,700	15,700	15,450	0	15,450
TOTAL INTERFUND ACTIVITY	15,700	15,700	0	15,700	15,700	15,450	0	15,450
TOTAL 21-POLICE	2,216,119	2,484,926	1,388,303	919,621	2,307,924	2,544,443	319,795	2,864,238

CITY COUNCIL MEETING PACKET FOR SEPTEMBER 18, 2017

01 -GENERAL FUND
22- RED LIGHT CAMERA

	ACTUAL 2015-2016	ADOPTED BUDGET 2016-2017	CURRENT ACTIVITY ACTUAL Y-T-D	CURRENT ACTIVITY PROJECTED 2016-2017	CURRENT ACTIVITY TOTAL 2016-2017	PROPOSED BUDGET BASE 2017-2018	PROPOSED BUDGET SUPPLEMENTAL 2017-2018	PROPOSED BUDGET TOTAL 2017-2018
SALARIES, WAGES & BENEFIT TOTAL								
TOTAL								

CITY COUNCIL MEETING PACKET FOR SEPTEMBER 18, 2017

01 -GENERAL FUND
23-COMMUNICATIONS

	ACTUAL 2015-2016	ADOPTED BUDGET 2016-2017	CURRENT ACTIVITY ACTUAL Y-T-D	CURRENT ACTIVITY PROJECTED 2016-2017	CURRENT ACTIVITY TOTAL 2016-2017	PROPOSED BUDGET BASE 2017-2018	PROPOSED BUDGET SUPPLEMENTAL 2017-2018	PROPOSED BUDGET TOTAL 2017-2018
SALARIES, WAGES & BENEFIT								
23-3001 SALARIES	273,225	328,600	196,644	105,043	301,687	330,618	46,003	376,621
23-3002 WAGES	3,525	31,620	2,618	7,830	10,448	31,620	0	31,620
23-3003 LONGEVITY	711	1,100	428	200	628	1,392	0	1,392
23-3007 OVERTIME	64,950	50,000	24,253	25,747	50,000	50,000	0	50,000
23-3010 INCENTIVES	5,834	7,700	4,026	2,118	6,144	7,700	0	7,700
23-3051 FICA/MEDICARE TAXES	25,575	32,095	17,610	10,782	28,392	32,200	3,309	35,509
23-3052 WORKMEN'S COMPENSATION	835	1,100	692	0	692	863	72	935
23-3053 EMPLOYMENT TAXES	1,448	11,700	237	180	417	11,700	900	12,600
23-3054 RETIREMENT	52,234	59,553	36,069	19,731	55,800	60,000	6,402	66,402
23-3055 HEALTH INSURANCE	49,223	93,900	42,036	18,903	60,939	100,426	19,854	120,280
23-3056 LIFE INS	472	700	389	179	568	696	87	783
23-3057 DENTAL INSURANCE	3,351	5,700	2,902	1,341	4,243	6,218	1,144	7,362
23-3058 LONG-TERM DISABILITY	1,023	1,500	812	299	1,111	1,437	151	1,588
TOTAL SALARIES, WAGES & BENEFIT	482,407	625,268	328,716	192,353	521,069	634,870	77,922	712,792
SUPPLIES								
23-3502 POSTAGE	8	100	0	15	15	100	0	100
23-3503 OFFICE SUPPLIES	2,411	2,500	1,702	798	2,500	3,490	0	3,490
23-3504 WEARING APPAREL	1,350	2,500	870	1,600	2,470	2,500	0	2,500
23-3510 BOOKS AND PERIODICALS	196	200	0	150	150	200	0	200
23-3523 TOOLS/EQUIPMENT	1,461	1,600	1,175	300	1,475	2,400	0	2,400
TOTAL SUPPLIES	5,426	6,900	3,747	2,863	6,610	8,690	0	8,690
MAINTENANCE--EQUIPMENT								
23-4501 FURN.FIXT. & OFF.MACH.	0	1,800	1,492	0	1,492	1,800	5,000	6,800
23-4503 RADIO AND RADAR EQUIPMENT	0	1,250	0	0	0	1,250	0	1,250
23-4505 TELEPHONE MAINTENANCE	10,769	12,500	0	12,000	12,000	12,500	0	12,500
23-4599 MISCELLANEOUS EQUIPMENT	0	100	0	0	0	100	0	100
TOTAL MAINTENANCE--EQUIPMENT	10,769	15,650	1,492	12,000	13,492	15,650	5,000	20,650
SERVICES								
23-5012 PRINTING	0	100	0	20	20	100	0	100
23-5020 COMMUNICATIONS	4,466	4,500	2,792	1,400	4,192	4,500	0	4,500
23-5023 COMMUNICATIONS-EMERGY RSP. F	0	2,000	0	0	0	1,500	0	1,500
23-5024 RADIO USAGE FEES	1,082	13,700	662	200	862	2,000	0	2,000
23-5027 MEMBERSHIPS	344	1,000	339	200	539	1,000	0	1,000
23-5029 TRAVEL/TRAINING	3,946	6,000	2,307	3,600	5,907	4,000	0	4,000
TOTAL SERVICES	9,838	27,300	6,099	5,420	11,519	13,100	0	13,100
PROFESSIONAL SERVICES								
TOTAL								

CITY COUNCIL MEETING PACKET FOR SEPTEMBER 18, 2017

01 -GENERAL FUND
23-COMMUNICATIONS

	ACTUAL 2015-2016	ADOPTED BUDGET 2016-2017	CURRENT ACTIVITY ACTUAL Y-T-D	CURRENT ACTIVITY PROJECTED 2016-2017	CURRENT ACTIVITY TOTAL 2016-2017	PROPOSED BUDGET BASE 2017-2018	PROPOSED BUDGET SUPPLEMENTAL 2017-2018	PROPOSED BUDGET TOTAL 2017-2018
OTHER SERVICES								
23-6005 SURETY BONDS	386	526	184	200	384	600	0	600
TOTAL OTHER SERVICES	386	526	184	200	384	600	0	600
CAPITAL OUTLAY								
TOTAL								
INTERFUND ACTIVITY								
23-9772 TECHNOLOGY USER FEE	53,950	53,950	0	53,950	53,950	54,950	0	54,950
TOTAL INTERFUND ACTIVITY	53,950	53,950	0	53,950	53,950	54,950	0	54,950
TOTAL 23-COMMUNICATIONS	562,775	729,594	340,238	266,786	607,024	727,860	82,922	810,782

CITY COUNCIL MEETING PACKET FOR SEPTEMBER 18, 2017

01 -GENERAL FUND
25-FIRE DEPARTMENT

	ACTUAL 2015-2016	ADOPTED BUDGET 2016-2017	CURRENT ACTIVITY ACTUAL Y-T-D	CURRENT ACTIVITY PROJECTED 2016-2017	CURRENT ACTIVITY TOTAL 2016-2017	PROPOSED BUDGET BASE 2017-2018	PROPOSED BUDGET SUPPLEMENTAL 2017-2018	PROPOSED BUDGET TOTAL 2017-2018
SALARIES, WAGES & BENEFIT								
25-3001 SALARIES	385,996	392,669	244,185	133,342	377,527	406,898	14,594	421,492
25-3002 WAGES	114,024	136,284	65,527	38,216	103,743	136,284	16,483	152,767
25-3003 LONGEVITY	2,030	2,400	1,409	814	2,223	2,688	0	2,688
25-3007 OVERTIME	43,299	40,000	27,726	12,274	40,000	40,000	0	40,000
25-3010 INCENTIVES	5,722	5,700	4,395	498	4,893	5,640	0	5,640
25-3051 FICA/MEDICARE TAXES	40,126	44,100	26,352	14,164	40,516	45,200	2,338	47,538
25-3052 WORKMEN'S COMPENSATION	13,811	18,400	11,571	0	11,571	18,000	422	18,422
25-3053 EMPLOYMENT TAXES	2,081	7,200	818	378	1,196	7,200	0	7,200
25-3054 RETIREMENT	65,546	67,800	44,366	25,920	70,286	70,000	2,220	72,220
25-3055 HEALTH INSURANCE	82,936	91,800	54,199	26,947	81,146	96,793	0	96,793
25-3056 LIFE INS	459	600	306	153	459	522	0	522
25-3057 DENTAL INSURANCE	5,073	5,700	3,682	1,884	5,566	6,218	0	6,218
25-3058 LONG-TERM DISABILITY	1,644	1,700	1,129	572	1,701	1,800	0	1,800
25-3059 FIREFIGHTERS' RETIREMENT	21,836	26,000	22,843	0	22,843	26,000	0	26,000
TOTAL SALARIES, WAGES & BENEFIT	784,583	840,353	508,507	255,162	763,669	863,243	36,057	899,300
SUPPLIES								
25-3502 SHIPPING/FREIGHT CHARGES	93	200	7	150	157	200	0	200
25-3503 OFFICE SUPPLIES	4,862	4,500	4,936	1,064	6,000	5,499	0	5,499
25-3504 WEARING APPAREL	44,523	46,350	20,241	18,000	38,241	46,350	0	46,350
25-3505 FIRE PREVENTION MATERIALS	2,898	2,900	0	2,900	2,900	2,900	0	2,900
25-3508 FILM AND CAMERA SUPPLIES	10	50	0	0	0	50	0	50
25-3510 BOOKS AND PERIODICALS	887	1,150	0	1,150	1,150	1,150	0	1,150
25-3515 MEDICAL SUPPLIES	19,219	19,000	8,127	15,596	23,723	19,000	0	19,000
25-3517 JANITORIAL SUPPLIES	1,356	1,400	517	883	1,400	1,400	0	1,400
25-3520 FOOD	7,226	8,999	6,845	2,154	8,999	8,999	0	8,999
25-3523 TOOLS/EQUIPMENT	8,748	35,000	28,094	11,806	39,900	35,000	17,000	52,000
25-3524 FEMA SUPPLIES	3,709	0	0	0	0	0	0	0
25-3525 FEMA EQUIPMENT	1,495	0	0	0	0	0	0	0
TOTAL SUPPLIES	95,027	119,549	68,768	53,703	122,471	120,548	17,000	137,548
MAINTENANCE--EQUIPMENT								
25-4501 FURN, FIXT, & OFFICE EQPT.	2,524	3,800	1,625	2,175	3,800	4,700	0	4,700
25-4503 RADIO AND RADAR EQUIPMENT	13,784	2,500	398	500	898	2,500	0	2,500
25-4599 MAINTENANCE-MISC EQUIPMENT	15,052	39,249	17,790	21,459	39,249	34,749	0	34,749
TOTAL MAINTENANCE--EQUIPMENT	31,360	45,549	19,814	24,134	43,948	41,949	0	41,949
SERVICES								
25-5012 PRINTING	97	250	466	0	466	750	0	750
25-5014 MEDICAL EXPENSES	0	1,035	0	0	0	1,035	0	1,035
25-5020 COMMUNICATIONS	6,609	6,500	4,398	2,102	6,500	6,500	0	6,500
25-5024 RADIO USAGE FEES	12,750	15,000	7,438	7,562	15,000	15,000	0	15,000
25-5027 MEMBERSHIPS	1,465	3,115	1,705	700	2,405	3,115	0	3,115
25-5029 TRAVEL/TRAINING	14,196	15,000	2,898	2,000	4,898	15,000	0	15,000

CITY COUNCIL MEETING PACKET FOR SEPTEMBER 18, 2017

01 -GENERAL FUND
25-FIRE DEPARTMENT

	ACTUAL 2015-2016	ADOPTED BUDGET 2016-2017	CURRENT ACTIVITY ACTUAL Y-T-D	CURRENT ACTIVITY PROJECTED 2016-2017	CURRENT ACTIVITY TOTAL 2016-2017	PROPOSED BUDGET BASE 2017-2018	PROPOSED BUDGET SUPPLEMENTAL 2017-2018	PROPOSED BUDGET TOTAL 2017-2018
TOTAL SERVICES	35,117	40,900	16,905	12,364	29,269	41,400	0	41,400
SUNDRY								
25-5405 LICENSES/PERMITS	952	0	0	0	0	999	0	999
TOTAL SUNDRY	952	0	0	0	0	999	0	999
PROFESSIONAL SERVICES								
25-5508 MEDICAL AND OTHER WASTE-DISP	614	900	431	469	900	900	0	900
25-5512 ACCIDENT INSURANCE	4,594	5,300	4,594	0	4,594	5,300	0	5,300
25-5516 COLLECTION AGENCY FEES	40,479	46,000	44,278	16,722	61,000	46,000	15,000	61,000
TOTAL PROFESSIONAL SERVICES	45,688	52,200	49,302	17,191	66,493	52,200	15,000	67,200
OTHER SERVICES								
25-6005 SURETY BONDS	91	110	0	0	0	0	0	0
TOTAL OTHER SERVICES	91	110	0	0	0	0	0	0
CAPITAL OUTLAY								
25-6572 SPECIAL EQUIPMENT	3,852	0	0	0	0	0	0	0
TOTAL CAPITAL OUTLAY	3,852	0	0	0	0	0	0	0
INTERFUND ACTIVITY								
25-9772 TECHNOLOGY USER FEE	71,109	71,109	0	71,109	71,109	91,052	5,571	96,623
25-9781 EQUIP. PURCHASE CONTRIBUTION	85,905	85,905	0	85,905	85,905	0	19,600	19,600
25-9791 EQUIPMENT USER FEE	311,151	359,297	0	359,297	359,297	201,282	59,900	261,182
TOTAL INTERFUND ACTIVITY	468,165	516,311	0	516,311	516,311	292,334	85,071	377,405
TOTAL 25-FIRE DEPARTMENT	1,464,835	1,614,972	663,295	878,865	1,542,160	1,412,673	153,128	1,565,801

CITY COUNCIL MEETING PACKET FOR SEPTEMBER 18, 2017

01 -GENERAL FUND
30-PUBLIC WORKS

	ACTUAL 2015-2016	ADOPTED BUDGET 2016-2017	CURRENT ACTIVITY ACTUAL Y-T-D	CURRENT ACTIVITY PROJECTED 2016-2017	CURRENT ACTIVITY TOTAL 2016-2017	PROPOSED BUDGET BASE 2017-2018	PROPOSED BUDGET SUPPLEMENTAL 2017-2018	PROPOSED BUDGET TOTAL 2017-2018
SALARIES, WAGES & BENEFIT								
30-3001 SALARIES	132,608	135,800	87,456	48,708	136,164	142,492	0	142,492
30-3003 LONGEVITY	488	700	341	50	391	240	0	240
30-3007 OVERTIME	365	1,000	288	712	1,000	1,000	0	1,000
30-3051 FICA/MEDICARE TAXES	10,238	10,600	6,881	3,784	10,665	10,919	0	10,919
30-3052 WORKMEN'S COMPENSATION	2,352	3,100	1,949	0	1,949	2,632	0	2,632
30-3053 EMPLOYMENT TAXES	337	1,800	17	90	107	1,800	0	1,800
30-3054 RETIREMENT	20,751	21,400	14,737	6,926	21,663	22,138	0	22,138
30-3055 HEALTH INSURANCE	6,918	7,700	4,782	2,415	7,197	8,333	0	8,333
30-3056 LIFE INS	153	200	102	51	153	174	0	174
30-3057 DENTAL INSURANCE	819	1,000	590	301	891	994	0	994
30-3058 LONG-TERM DISABILITY	522	600	391	194	585	599	0	599
TOTAL SALARIES, WAGES & BENEFIT	175,553	183,900	117,533	63,231	180,764	191,321	0	191,321
SUPPLIES								
30-3502 POSTAGE/FREIGHT/DEL. FEE	0	100	32	68	100	100	0	100
30-3503 OFFICE SUPPLIES	995	1,200	205	995	1,200	1,200	0	1,200
30-3504 WEARING APPAREL	260	300	151	149	300	300	0	300
30-3510 BOOKS AND PERIODICALS	65	100	0	100	100	100	0	100
30-3520 FOOD	1,565	1,500	947	553	1,500	1,500	0	1,500
TOTAL SUPPLIES	2,885	3,200	1,334	1,865	3,199	3,200	0	3,200
MAINTENANCE--EQUIPMENT								
30-4501 FURNITURE AND EQUIPMENT	76	100	0	100	100	100	0	100
TOTAL MAINTENANCE--EQUIPMENT	76	100	0	100	100	100	0	100
SERVICES								
30-5012 PRINTING	231	400	26	374	400	400	0	400
30-5020 COMMUNICATIONS	4,813	4,900	2,413	2,487	4,900	4,900	0	4,900
30-5027 MEMBERSHIPS	180	350	350	0	350	350	0	350
30-5029 TRAVEL/TRAINING	166	2,000	873	1,127	2,000	2,000	0	2,000
30-5030 CAR ALLOWANCE	5,967	6,000	3,495	2,505	6,000	6,000	0	6,000
30-5035 MOVING ALLOWANCE	7,500	0	0	0	0	0	0	0
TOTAL SERVICES	18,857	13,650	7,157	6,493	13,650	13,650	0	13,650
PROFESSIONAL SERVICES								
30-5510 ENGINEERING SERVICES	8,300	10,000	9,240	760	10,000	10,000	0	10,000
30-5515 CONSULTANT SERVICES	382	10,000	0	10,000	10,000	10,000	0	10,000
30-5521 TEMPORARY AGENCY	6,379	0	0	0	0	0	0	0
TOTAL PROFESSIONAL SERVICES	15,061	20,000	9,240	10,760	20,000	20,000	0	20,000

CITY COUNCIL MEETING PACKET FOR SEPTEMBER 18, 2017

01 -GENERAL FUND
30-PUBLIC WORKS

	ACTUAL 2015-2016	ADOPTED BUDGET 2016-2017	CURRENT ACTIVITY ACTUAL Y-T-D	CURRENT ACTIVITY PROJECTED 2016-2017	CURRENT ACTIVITY TOTAL 2016-2017	PROPOSED BUDGET BASE 2017-2018	PROPOSED BUDGET SUPPLEMENTAL 2017-2018	PROPOSED BUDGET TOTAL 2017-2018
OTHER SERVICES								
TOTAL								
CAPITAL OUTLAY								
TOTAL								
INTERFUND ACTIVITY								
30-9772 TECHNOLOGY USER FEE	1,200	1,200	0	1,200	1,200	1,000	0	1,000
30-9791 EQUIPMENT USER FEE	2,800	2,800	0	2,800	2,800	0	0	0
TOTAL INTERFUND ACTIVITY	4,000	4,000	0	4,000	4,000	1,000	0	1,000
TOTAL 30-PUBLIC WORKS	216,432	224,850	135,264	86,449	221,713	229,271	0	229,271

CITY COUNCIL MEETING PACKET FOR SEPTEMBER 18, 2017

01 -GENERAL FUND
31-COMMUNITY DEVELOPMENT

	ACTUAL 2015-2016	ADOPTED BUDGET 2016-2017	CURRENT ACTIVITY ACTUAL Y-T-D	CURRENT ACTIVITY PROJECTED 2016-2017	CURRENT ACTIVITY TOTAL 2016-2017	PROPOSED BUDGET BASE 2017-2018	PROPOSED BUDGET SUPPLEMENTAL 2017-2018	PROPOSED BUDGET TOTAL 2017-2018
SALARIES, WAGES & BENEFIT								
31-3001 SALARIES	222,452	259,100	158,343	83,532	241,875	264,200	4,303	268,503
31-3003 LONGEVITY	1,071	1,400	758	415	1,173	1,536	0	1,536
31-3007 OVERTIME	3,318	1,000	1,604	596	2,200	1,000	0	1,000
31-3010 INCENTIVES	483	500	298	166	464	480	0	480
31-3051 FICA/MEDICARE TAXES	16,474	20,100	12,362	6,480	18,842	20,500	271	20,771
31-3052 WORKMEN'S COMPENSATION	759	1,100	880	220	1,100	1,054	0	1,054
31-3053 EMPLOYMENT TAXES	860	3,600	222	90	312	4,500	0	4,500
31-3054 RETIREMENT	34,166	40,700	26,327	13,138	39,465	41,500	613	42,113
31-3055 HEALTH INSURANCE	40,835	58,600	34,193	15,168	49,361	75,181	0	75,181
31-3056 LIFE INS	351	500	249	102	351	435	0	435
31-3057 DENTAL INSURANCE	2,344	3,500	2,202	995	3,197	4,426	0	4,426
31-3058 LONG-TERM DISABILITY	894	1,100	706	314	1,020	1,136	0	1,136
TOTAL SALARIES, WAGES & BENEFIT	324,007	391,200	238,143	121,216	359,359	415,948	5,187	421,135
SUPPLIES								
31-3503 OFFICE SUPPLIES	1,612	2,000	964	1,036	2,000	2,000	0	2,000
31-3504 WEARING APPAREL	388	900	192	708	900	900	0	900
31-3510 BOOKS AND PERIODICALS	277	1,500	699	801	1,500	1,500	0	1,500
31-3521 ANIMAL SHELTER	625	1,500	1,405	95	1,500	4,000	2,500	6,500
31-3523 TOOLS/EQUIPMENT	102	200	22	178	200	200	0	200
TOTAL SUPPLIES	3,004	6,100	3,282	2,818	6,100	8,600	2,500	11,100
MAINTENANCE--EQUIPMENT								
TOTAL								
SERVICES								
31-5008 ABATEMENT/SUBSTANDARD PROPER	0	100	0	100	100	100	0	100
31-5012 PRINTING	250	600	78	522	600	600	0	600
31-5020 COMMUNICATIONS	5,248	5,400	4,631	1,289	5,920	6,000	0	6,000
31-5027 MEMBERSHIPS	636	900	765	135	900	900	0	900
31-5029 TRAVEL/TRAINING	4,222	10,000	4,773	5,227	10,000	10,000	0	10,000
TOTAL SERVICES	10,356	17,000	10,248	7,273	17,521	17,600	0	17,600
SUNDRY								
TOTAL								
PROFESSIONAL SERVICES								
31-5515 CONSULTANT	59,434	12,000	3,457	8,543	12,000	12,000	0	12,000
TOTAL PROFESSIONAL SERVICES	59,434	12,000	3,457	8,543	12,000	12,000	0	12,000

CITY COUNCIL MEETING PACKET FOR SEPTEMBER 18, 2017

01 -GENERAL FUND
31-COMMUNITY DEVELOPMENT

	ACTUAL 2015-2016	ADOPTED BUDGET 2016-2017	CURRENT ACTIVITY ACTUAL Y-T-D	CURRENT ACTIVITY PROJECTED 2016-2017	CURRENT ACTIVITY TOTAL 2016-2017	PROPOSED BUDGET BASE 2017-2018	PROPOSED BUDGET SUPPLEMENTAL 2017-2018	PROPOSED BUDGET TOTAL 2017-2018
CAPITAL OUTLAY								
31-6571 OFFICE FURNITURE & EQUIPMENT	2,782	1,000	0	1,000	1,000	1,000	0	1,000
31-6574 COMPUTER SOFTWARE	0	12,000	0	0	0	0	0	0
TOTAL CAPITAL OUTLAY	2,782	13,000	0	1,000	1,000	1,000	0	1,000
INTERFUND ACTIVITY								
31-9772 TECHNOLOGY USER FEE	2,750	3,375	0	3,375	3,375	3,375	0	3,375
31-9791 EQUIPMENT USER FEE	6,000	6,000	0	6,000	6,000	6,000	0	6,000
TOTAL INTERFUND ACTIVITY	8,750	9,375	0	9,375	9,375	9,375	0	9,375
TOTAL 31-COMMUNITY DEVELOPMENT	408,333	448,675	255,129	150,225	405,354	464,523	7,687	472,210

CITY COUNCIL MEETING PACKET FOR SEPTEMBER 18, 2017

01 -GENERAL FUND
32-STREETS

	ACTUAL 2015-2016	ADOPTED BUDGET 2016-2017	CURRENT ACTIVITY ACTUAL Y-T-D	CURRENT ACTIVITY PROJECTED 2016-2017	CURRENT ACTIVITY TOTAL 2016-2017	PROPOSED BUDGET BASE 2017-2018	PROPOSED BUDGET SUPPLEMENTAL 2017-2018	PROPOSED BUDGET TOTAL 2017-2018
SALARIES, WAGES & BENEFIT								
32-3001 SALARIES	155,654	145,400	94,599	73,059	167,658	149,680	17,500	167,180
32-3003 LONGEVITY	2,278	2,400	1,439	814	2,253	2,544	0	2,544
32-3007 OVERTIME	3,259	5,000	1,824	3,176	5,000	5,000	0	5,000
32-3051 FICA/MEDICARE TAXES	11,794	11,700	7,496	5,894	13,390	12,028	0	12,028
32-3052 WORKMEN'S COMPENSATION	7,209	9,600	6,037	0	6,037	7,424	1	7,425
32-3053 EMPLOYMENT TAXES	690	2,700	26	0	26	2,700	0	2,700
32-3054 RETIREMENT	24,456	23,700	15,351	10,787	26,138	24,385	0	24,385
32-3055 HEALTH INSURANCE	30,378	43,000	27,875	17,466	45,341	46,919	1,561	48,480
32-3056 LIFE INS	204	300	166	128	294	261	0	261
32-3057 DENTAL	2,505	3,200	2,108	1,341	3,449	3,433	122	3,555
32-3058 LONG-TERM DISABILITY	598	700	407	204	611	639	0	639
TOTAL SALARIES, WAGES & BENEFIT	239,027	247,700	157,327	112,869	270,196	255,013	19,184	274,197
SUPPLIES								
32-3504 WEARING APPAREL	638	1,000	305	695	1,000	1,000	0	1,000
32-3523 TOOLS/EQUIPMENT	671	1,000	256	744	1,000	1,000	0	1,000
32-3534 PARTS AND MATERIALS	205	70,250	85,547	0	85,547	85,000	14,750	99,750
TOTAL SUPPLIES	1,514	72,250	86,107	1,439	87,546	87,000	14,750	101,750
MAINTENANCE--BLDGS, STRUC								
32-4002 STREET SIGNS	1,278	10,000	6,790	3,210	10,000	10,000	0	10,000
32-4003 STREET MAINTENANCE MAT'L	39,124	25,000	3,580	21,420	25,000	25,000	0	25,000
32-4004 SIDEWALK REPLACEMENT	3,676	6,000	1,063	4,937	6,000	6,000	0	6,000
TOTAL MAINTENANCE--BLDGS, STRUC	44,077	41,000	11,432	29,567	40,999	41,000	0	41,000
MAINTENANCE--EQUIPMENT								
32-4598 ORNMNTL STREET LIGHT MAIN	7,356	33,000	0	33,000	33,000	1,000	0	1,000
TOTAL MAINTENANCE--EQUIPMENT	7,356	33,000	0	33,000	33,000	1,000	0	1,000
SERVICES								
32-5016 STREET LIGHTING	211,291	210,000	113,845	96,155	210,000	210,000	0	210,000
32-5020 COMMUNICATIONS	5,830	5,900	3,903	1,200	5,103	5,900	0	5,900
TOTAL SERVICES	217,121	215,900	117,748	97,355	215,103	215,900	0	215,900
PROFESSIONAL SERVICES								
32-5507 MOSQUITO SPRAYING	15,507	18,000	5,225	12,775	18,000	18,000	0	18,000
32-5515 CONSULTANT SERVICES	61,675	405,000	220,681	184,319	405,000	0	0	0
TOTAL PROFESSIONAL SERVICES	77,182	423,000	225,906	197,094	423,000	18,000	0	18,000
CAPITAL OUTLAY								
32-6572 SPECIAL EQUIPMENT	13,899	0	0	0	0	0	0	0
TOTAL CAPITAL OUTLAY	13,899	0	0	0	0	0	0	0

CITY COUNCIL MEETING PACKET FOR SEPTEMBER 18, 2017

01 -GENERAL FUND
32-STREETS

	ACTUAL 2015-2016	ADOPTED BUDGET 2016-2017	CURRENT ACTIVITY ACTUAL Y-T-D	CURRENT ACTIVITY PROJECTED 2016-2017	CURRENT ACTIVITY TOTAL 2016-2017	PROPOSED BUDGET BASE 2017-2018	PROPOSED BUDGET SUPPLEMENTAL 2017-2018	PROPOSED BUDGET TOTAL 2017-2018
INTERFUND ACTIVITY								
32-9772 TECHNOLOGY USER FEE	750	750	0	750	750	750	0	750
32-9781 EQUIPMENT PURCHASE CONTRIBUT	0	90,000	0	0	0	0	0	0
32-9791 EQUIPMENT USER FEE	11,646	23,146	0	7,000	7,000	7,000	0	7,000
TOTAL INTERFUND ACTIVITY	12,396	113,896	0	7,750	7,750	7,750	0	7,750
TOTAL 32-STREETS	612,573	1,146,746	598,520	479,074	1,077,594	625,663	33,934	659,597

CITY COUNCIL MEETING PACKET FOR SEPTEMBER 18, 2017

01 -GENERAL FUND
33-BUILDING MAINTENANCE

	ACTUAL 2015-2016	ADOPTED BUDGET 2016-2017	CURRENT ACTIVITY ACTUAL Y-T-D	CURRENT ACTIVITY PROJECTED 2016-2017	CURRENT ACTIVITY TOTAL 2016-2017	PROPOSED BUDGET BASE 2017-2018	PROPOSED BUDGET SUPPLEMENTAL 2017-2018	PROPOSED BUDGET TOTAL 2017-2018
SALARIES, WAGES & BENEFIT								
33-3001 SALARIES	33,748	34,300	21,225	12,062	33,287	35,300	12,800	48,100
33-3003 LONGEVITY	508	600	335	199	534	700	0	700
33-3007 OVERTIME	1,088	5,000	418	4,582	5,000	5,000	0	5,000
33-3051 FICA/MEDICARE TAXES	2,415	3,100	1,528	1,288	2,816	3,200	949	4,149
33-3052 WORKMEN'S COMPENSATION	911	1,300	818	0	818	1,100	310	1,410
33-3053 EMPLOYMENT TAXES	179	900	9	0	9	900	0	900
33-3054 RETIREMENT	5,317	6,200	3,539	2,538	6,077	6,400	2,015	8,415
33-3055 HEALTH INSURANCE	13,382	12,600	13,098	6,624	19,722	22,853	0	22,853
33-3056 LIFE INS	77	100	51	26	77	100	0	100
33-3057 DENTAL	933	1,100	677	347	1,024	1,200	0	1,200
33-3058 LONG-TERM DISABILITY	140	200	95	49	144	200	36	236
TOTAL SALARIES, WAGES & BENEFIT	58,698	65,400	41,793	27,715	69,508	76,953	16,110	93,063
SUPPLIES								
33-3504 WEARING APPAREL	0	300	0	300	300	300	0	300
33-3517 JANITORIAL SUPPLIES	5,698	6,800	2,951	3,849	6,800	6,800	0	6,800
33-3523 TOOLS/EQUIPMENT	570	800	259	541	800	800	0	800
TOTAL SUPPLIES	6,268	7,900	3,209	4,690	7,899	7,900	0	7,900
MAINTENANCE--BLDGS, STRUC								
33-4001 MAINTENANCE-BLDG & GROUNDS	87,567	40,550	25,524	15,026	40,550	40,550	9,750	50,300
33-4002 MAINT-INSURED REPAIRS	1,700	0	35,289	0	35,289	0	0	0
TOTAL MAINTENANCE--BLDGS, STRUC	89,267	40,550	60,813	15,026	75,839	40,550	9,750	50,300
SERVICES								
33-5017 UTILITIES	100,973	125,000	49,980	75,020	125,000	125,000	(10,710)	114,290
TOTAL SERVICES	100,973	125,000	49,980	75,020	125,000	125,000	(10,710)	114,290
PROFESSIONAL SERVICES								
33-5521 PEST CONTROL SERVICES	1,305	1,100	395	705	1,100	1,500	0	1,500
TOTAL PROFESSIONAL SERVICES	1,305	1,100	395	705	1,100	1,500	0	1,500
CAPITAL OUTLAY								
33-6580 BLDG & GROUND IMPROVEMENT	0	121,500	73,991	47,509	121,500	0	150,000	150,000
33-6598 FURN. & EQUIPMENT	16,741	0	0	0	0	0	0	0
TOTAL CAPITAL OUTLAY	16,741	121,500	73,991	47,509	121,500	0	150,000	150,000
INTERFUND ACTIVITY								
33-9791 EQUIPMENT USER FEE	2,200	2,200	0	2,200	2,200	2,200	0	2,200
TOTAL INTERFUND ACTIVITY	2,200	2,200	0	2,200	2,200	2,200	0	2,200
TOTAL 33-BUILDING MAINTENANCE	275,451	363,650	230,182	172,865	403,047	254,103	165,150	419,253

CITY COUNCIL MEETING PACKET FOR SEPTEMBER 18, 2017

01 -GENERAL FUND
35-SOLID WASTE

	ACTUAL 2015-2016	ADOPTED BUDGET 2016-2017	CURRENT ACTIVITY ACTUAL Y-T-D	CURRENT ACTIVITY PROJECTED 2016-2017	CURRENT ACTIVITY TOTAL 2016-2017	PROPOSED BUDGET BASE 2017-2018	PROPOSED BUDGET SUPPLEMENTAL 2017-2018	PROPOSED BUDGET TOTAL 2017-2018
SALARIES, WAGES & BENEFIT TOTAL								
PROFESSIONAL SERVICES								
35-5508 SOLID WASTECOLLECTION SERVIC	304,428	333,123	180,703	152,420	333,123	334,020	6,469	340,489
35-5509 STORM CLEAN-UP-DEBRIS REMOVA	180,856	2,000	0	2,000	2,000	2,900	0	2,900
35-5519 RECYCLING PROGRAM	88,302	90,938	52,101	38,837	90,938	91,800	1,379	93,179
TOTAL PROFESSIONAL SERVICES	573,586	426,061	232,804	193,257	426,061	428,720	7,848	436,568
TOTAL 35-SOLID WASTE	573,586	426,061	232,804	193,257	426,061	428,720	7,848	436,568

CITY COUNCIL MEETING PACKET FOR SEPTEMBER 18, 2017

01 -GENERAL FUND
36-FLEET SERVICES

	ACTUAL 2015-2016	ADOPTED BUDGET 2016-2017	CURRENT ACTIVITY ACTUAL Y-T-D	CURRENT ACTIVITY PROJECTED 2016-2017	CURRENT ACTIVITY TOTAL 2016-2017	PROPOSED BUDGET BASE 2017-2018	PROPOSED BUDGET SUPPLEMENTAL 2017-2018	PROPOSED BUDGET TOTAL 2017-2018
SALARIES, WAGES & BENEFIT								
36-3001 SALARIES	100,204	101,700	63,968	35,639	99,607	106,300	9,000	115,300
36-3003 LONGEVITY	714	900	482	283	765	1,000	0	1,000
36-3007 OVERTIME	4,806	5,000	537	4,463	5,000	5,000	0	5,000
36-3010 INCENTIVES	603	600	373	208	581	600	0	600
36-3051 FICA/MEDICARE TAXES	7,897	8,300	5,115	3,105	8,220	8,700	700	9,400
36-3052 WORKMEN'S COMPENSATION	2,125	2,700	1,698	0	1,698	2,200	100	2,300
36-3053 EMPLOYMENT TAXES	346	1,800	17	0	17	1,800	0	1,800
36-3054 RETIREMENT	16,088	16,800	10,600	5,683	16,283	17,500	1,400	18,900
36-3055 HEALTH INSURANCE	16,399	18,200	11,349	5,734	17,083	19,782	0	19,782
36-3056 LIFE INS	153	200	102	51	153	200	0	200
36-3057 DENTAL	1,342	1,500	972	497	1,469	1,700	0	1,700
36-3058 LONG-TERM DISABILITY	417	500	287	143	430	500	0	500
TOTAL SALARIES, WAGES & BENEFIT	151,093	158,200	95,500	55,806	151,306	165,282	11,200	176,482
SUPPLIES								
36-3503 OFFICE SUPPLIES	0	500	129	371	500	500	0	500
36-3504 WEARING APPAREL	812	900	304	596	900	900	0	900
36-3510 MANUALS AND PERIODICALS	0	1,000	0	1,000	1,000	1,000	0	1,000
36-3514 FUEL AND OIL	108,824	130,000	65,404	64,596	130,000	130,000	0	130,000
36-3523 TOOLS/EQUIPMENT	1,766	1,900	346	1,554	1,900	1,900	0	1,900
36-3529 VEHICLE REPAIR PARTS	34,623	35,700	16,349	19,351	35,700	35,900	4,300	40,200
36-3535 SHOP SUPPLIES	3,055	2,800	1,886	914	2,800	2,800	0	2,800
TOTAL SUPPLIES	149,079	172,800	84,418	88,382	172,800	173,000	4,300	177,300
MAINTENANCE--EQUIPMENT								
36-4520 AUTO REPAIR/OUTSOURCED	33,667	35,900	40,793	15,107	55,900	35,900	19,100	55,000
TOTAL MAINTENANCE--EQUIPMENT	33,667	35,900	40,793	15,107	55,900	35,900	19,100	55,000
SERVICES								
36-5020 COMMUNICATIONS	1,497	2,000	891	300	1,191	2,000	0	2,000
36-5027 MEMBERSHIP	125	700	89	611	700	700	0	700
36-5029 TRAVEL/TRAINING	1,854	1,700	935	765	1,700	2,300	0	2,300
TOTAL SERVICES	3,476	4,400	1,915	1,676	3,591	5,000	0	5,000
SUNDRY								
36-5405 LICENSES/PERMITS	421	400	615	100	715	750	0	750
TOTAL SUNDRY	421	400	615	100	715	750	0	750
OTHER SERVICES								
TOTAL								

CITY COUNCIL MEETING PACKET FOR SEPTEMBER 18, 2017

01 -GENERAL FUND
36-FLEET SERVICES

	ACTUAL 2015-2016	ADOPTED BUDGET 2016-2017	CURRENT ACTIVITY ACTUAL Y-T-D	CURRENT ACTIVITY PROJECTED 2016-2017	CURRENT ACTIVITY TOTAL 2016-2017	PROPOSED BUDGET BASE 2017-2018	PROPOSED BUDGET SUPPLEMENTAL 2017-2018	PROPOSED BUDGET TOTAL 2017-2018
CAPITAL OUTLAY								
36-6572 SPECIAL EQUIPMENT	0	7,160	6,547	613	7,160	7,160	0	7,160
36-6574 COMPUTER SOFTWARE	0	1,500	1,608	0	1,608	1,650	0	1,650
TOTAL CAPITAL OUTLAY	0	8,660	8,155	613	8,768	8,810	0	8,810
INTERFUND ACTIVITY								
36-9772 TECHNOLOGY USER FEE	500	500	0	500	500	500	500	1,000
TOTAL INTERFUND ACTIVITY	500	500	0	500	500	500	500	1,000
TOTAL 36-FLEET SERVICES	338,235	380,860	231,396	162,184	393,580	389,242	35,100	424,342

CITY COUNCIL MEETING PACKET FOR SEPTEMBER 18, 2017

01 -GENERAL FUND
39-PARKS & RECREATION

	ACTUAL 2015-2016	ADOPTED BUDGET 2016-2017	CURRENT ACTIVITY ACTUAL Y-T-D	CURRENT ACTIVITY PROJECTED 2016-2017	CURRENT ACTIVITY TOTAL 2016-2017	PROPOSED BUDGET BASE 2017-2018	PROPOSED BUDGET SUPPLEMENTAL 2017-2018	PROPOSED BUDGET TOTAL 2017-2018
SALARIES, WAGES & BENEFIT								
39-3001 SALARIES	270,690	293,401	174,312	95,220	269,532	304,044	74,650	378,694
39-3002 WAGES	27,920	49,824	2,294	47,530	49,824	49,824	0	49,824
39-3003 LONGEVITY	2,324	2,900	1,570	897	2,467	3,200	624	3,824
39-3007 OVERTIME	561	1,800	465	1,335	1,800	1,800	0	1,800
39-3051 FICA/MEDICARE TAXES	21,195	26,700	12,991	11,091	24,082	27,500	5,710	33,210
39-3052 WORKMEN'S COMPENSATION	6,830	8,700	5,471	0	5,471	6,800	690	7,490
39-3053 EMPLOYMENT TAXES	1,260	9,900	753	2,000	2,753	9,900	900	10,800
39-3054 RETIREMENT	41,636	46,300	28,543	13,643	42,186	48,000	11,613	59,613
39-3055 HEALTH INSURANCE	77,112	105,900	48,823	58,005	106,828	111,794	8,695	120,489
39-3056 LIFE INS	549	700	370	179	549	700	87	787
39-3057 DENTAL	4,926	6,600	3,326	1,839	5,165	7,300	497	7,797
39-3058 LONG-TERM DISABILITY	1,089	1,300	766	383	1,149	1,300	387	1,687
TOTAL SALARIES, WAGES & BENEFIT	456,091	554,025	279,684	232,122	511,806	572,162	103,853	676,015
SUPPLIES								
39-3504 WEARING APPAREL	1,337	2,240	1,375	865	2,240	2,240	0	2,240
39-3506 CHEMICALS	912	1,000	111	889	1,000	1,000	0	1,000
39-3523 TOOLS/EQUIPMENT	10,230	7,300	3,771	3,529	7,300	7,300	0	7,300
39-3531 RECREATION & EVENTS	11,681	13,000	3,560	8,560	12,120	13,000	0	13,000
39-3534 EQUIP REPAIR PARTS	2,915	3,000	1,907	1,093	3,000	3,000	0	3,000
39-3536 LANDSCAPING MATERIALS	7,272	10,000	8,282	1,718	10,000	10,000	0	10,000
TOTAL SUPPLIES	34,346	36,540	19,005	16,654	35,659	36,540	0	36,540
MAINTENANCE--BLDGS, STRUC								
39-4007 POOL MAINTENANCE	47,724	16,250	5,845	10,405	16,250	17,250	1,500	18,750
39-4008 PARK MAINTENANCE	16,674	12,000	4,930	7,070	12,000	12,000	3,000	15,000
TOTAL MAINTENANCE--BLDGS, STRUC	64,398	28,250	10,775	17,475	28,250	29,250	4,500	33,750
MAINTENANCE--EQUIPMENT								
TOTAL								
SERVICES								
39-5020 COMMUNICATIONS	2,594	2,661	900	1,761	2,661	2,661	0	2,661
39-5029 TRAVEL/TRAINING	1,048	1,100	1,522	0	1,522	1,600	0	1,600
TOTAL SERVICES	3,642	3,761	2,423	1,761	4,184	4,261	0	4,261
CAPITAL OUTLAY								
39-6516 PARKS & LANDSCAPING PROJS	44,008	105,000	9,601	95,399	105,000	0	65,000	65,000
39-6598 MISCELLANEOUS EQUIPMENT	6,400	0	0	0	0	0	10,000	10,000
TOTAL CAPITAL OUTLAY	50,408	105,000	9,601	95,399	105,000	0	75,000	75,000

CITY COUNCIL MEETING PACKET FOR SEPTEMBER 18, 2017

01 -GENERAL FUND
39-PARKS & RECREATION

	ACTUAL 2015-2016	ADOPTED BUDGET 2016-2017	CURRENT ACTIVITY ACTUAL Y-T-D	CURRENT ACTIVITY PROJECTED 2016-2017	CURRENT ACTIVITY TOTAL 2016-2017	PROPOSED BUDGET BASE 2017-2018	PROPOSED BUDGET SUPPLEMENTAL 2017-2018	PROPOSED BUDGET TOTAL 2017-2018
INTERFUND ACTIVITY								
39-9772 TECHNOLOGY USER FEE	625	625	0	625	625	625	0	625
39-9791 EQUIPMENT USER FEE	14,000	14,500	0	7,000	7,000	11,300	0	11,300
TOTAL INTERFUND ACTIVITY	14,625	15,125	0	7,625	7,625	11,925	0	11,925
TOTAL 39-PARKS & RECREATION	623,509	742,701	321,488	371,036	692,524	654,138	183,353	837,491
**** TOTAL FUND EXPENSES ****	12,638,584	11,109,770	6,358,540	5,548,002	11,906,542	11,534,428	5,194,081	16,728,509
REVENUE OVER/(UNDER) EXPENDITURES	1,750,365	1,256,821	4,962,396	(2,114,403)	2,847,993	2,571,210	(4,985,212)	(2,414,002)
PROJECTED ENDING FUND BALANCE	9,527,220	10,784,041			12,375,213	14,946,423		9,961,211

** END OF REPORT **

CITY COUNCIL MEETING PACKET FOR SEPTEMBER 18, 2017

SUPPLEMENTAL DECISION PACKAGE

Fund: 01	**Department: Parks**	**Division: 33**	**Date: 8/30/17**
Department Head: Kimberly Terrell		**Departmental Rank:**	
Maintenance of Existing Program: N		**City Manager Rank:**	
New/Expanded Program Request: Y		**Prepared By: Austin Bleess**	

Description: Facilities Manager

Justification: We are proposing to eliminate the buildings maintenance position and create a facilities manager position. This position would do some light maintenance, and would coordinate all of the building maintenance issues, write the RFP/RFQ, and be the point person with the contractors. This would be of great use for the Parks and Rec Director freeing them of this workload and allowing them to focus on the broader mission. We would offset this $10,7100 in additiona salary and benefits by reducing Line 33-5017 Utilities by the same amount. Last year we spent $100,973, and as of August 20, 2017 we have spent $75,343. We feel this reduction will be easily absorbed.

Salaries and Benefits		Capital / Commodities / Services				
JOB CLASSIFICATION	Amount	Description	Obj.Code	No.	Unit Cost	Total
1. 3001-Salaries	8,500.00	Utilities	5017	1	-10710	-10,710
2. 3003-Longevity						
3. 3007-Overtime						
4. 3010-Incentives						
5. 3051 FICA	649					
6. 3052-Worker's Comp	210					
7. 3053-Unemployment						
8. 3054-Retirement	1,315					
9. 3055-Health Insurance						
10. 3057-Dental						
11. 3058-Long Term Disability	36					
TOTALS	10,710.00					-10,710.00
					GRAND TOTAL	0.00

Council Action: ☐ **Approved** ☐ **Disapproved** ☐ **Modified**

CITY COUNCIL MEETING PACKET FOR SEPTEMBER 18, 2017

SUPPLEMENTAL DECISION PACKAGE

Fund: 01	**Department: Parks**	**Division: 39**	**Date: 8/14/17**
Department Head: Kimberly Terrell		**Departmental Rank:**	
Maintenance of Existing Program: n		**City Manager Rank:**	
New/Expanded Program Request: y		**Prepared By: Kimberly Terrell**	

Description: Chemicals for splash pad

Justification: A splash pad is proposed for construction in FY17/18. Because it is a recirculating system, it needs the same chemicals as the pool. This is a recurring cost.

Salaries and Benefits		Capital / Commodities / Services				
JOB CLASSIFICATION	Amount	Description	Obj.Code	No.	Unit Cost	Total
1. 3001-Salaries		**Pool Chemicals**	**4007**	**1**	**1500**	**1,500**
2. 3003-Longevity						
3. 3007-Overtime						
4. 3010-Incentives						
5. 3051 FICA						
6. 3052-Worker's Comp						
7. 3053-Unemployment						
8. 3054-Retirement						
9. 3055-Health Insurance						
10. 3057-Dental						
11. 3058-Long Term Disability						
TOTALS	**0.00**					
					GRAND TOTAL	**1,500.00**

Council Action: a Approved a Disapproved a Modified

CITY COUNCIL MEETING PACKET FOR SEPTEMBER 18, 2017

CITY COUNCIL
CITY OF JERSEY VILLAGE, TEXAS
AGENDA REQUEST

AGENDA DATE: September 18, 2017

AGENDA ITEM: D3

AGENDA SUBJECT: Adopt the City of Jersey Village municipal budget for fiscal year 2017-2018.

Department/Prepared By: Isabel Kato **Date Submitted:** August 29, 2017

EXHIBITS: Ordinance 2017-33
Exhibit A – Adopted Budget
Exhibit B – 5 CIP Plan
Script

BUDGETARY IMPACT:

Required Expenditure:	$
Amount Budgeted:	$
Appropriation Required:	$

CITY MANAGER APPROVAL:

BACKGROUND INFORMATION:

Section 102-007 of the Local Government Code requires that upon conclusion of the public hearing on the budget, the City Council shall take action on the proposed budget. In addition, a vote to adopt the budget must be a record vote.

Council has held the public hearings on the proposed budget for fiscal year 2017-2018 and the proposed budget has been filed with the City Secretary.

The staff recommends that Council adopt the budget for fiscal year 2017-2018 as indicated in Ordinance No. 2017-33.

RECOMMENDED ACTION:

MOTION: To approve Ordinance No. 2017-33, adopting the municipal budget for fiscal year 2017-2018.

CITY COUNCIL MEETING PACKET FOR SEPTEMBER 18, 2017

ORDINANCE NO. 2017-33

AN ORDINANCE APPROVING AND ADOPTING THE BUDGET OF THE CITY OF JERSEY VILLAGE, TEXAS, FOR THE FISCAL YEAR BEGINNING OCTOBER 1, 2017; MAKING APPROPRIATIONS AS REFLECTED IN SAID BUDGET; MAKING CERTAIN FINDINGS AND CONTAINING OTHER PROVISIONS RELATING TO THE SUBJECT; AND PROVIDING FOR SEVERABILITY.

WHEREAS, on the 30th day of August, 2017, the City Finance Director filed with the City Secretary a proposed budget of the City of Jersey Village for the fiscal year 2017-2018, the same being from October 1, 2017 through September 30, 2018; and

WHEREAS, pursuant to notice required by law, a public hearing on the budget was held at which hearing all citizens and taxpayers of the City had the right to be heard and those who requested to be were heard; and

WHEREAS, the City Council has considered the proposed budget and has made such changes therein as in the City Council's judgment were warranted by law and were in the best interests of the citizens and taxpayers of the City; **NOW THEREFORE**,

BE IT ORDAINED BY THE CITY COUNCIL OF THE CITY OF JERSEY VILLAGE, TEXAS THAT:

Section 1. The facts and recitations set forth in the preamble of this Ordinance are hereby found to be true and correct and are hereby adopted, ratified and confirmed.

Section 2. In accordance with the statutes of the State of Texas and the Charter of the City of Jersey Village, the City Council hereby approves and adopts the budget described above, a copy of which is attached hereto and incorporated herein as "Exhibit A." The City Secretary is hereby directed to keep such budget on file in her office as a public record and to file a copy with the County Clerk of Harris County.

CITY COUNCIL MEETING PACKET FOR SEPTEMBER 18, 2017

Section 3. In support of said budget and by virtue of the adoption thereof, there are hereby appropriated out of available cash funds and out of the general and special revenues of the City the amounts set forth in said budget for the various purposes stated therein.

Section 4. The City Manager is authorized to transfer unencumbered balances, or portions thereof, from one budget account to another budget account within the same office, department, division, or agency.

Section 5. In accordance with the statutes of the State of Texas, the City Council hereby approves and adopts the five (5) year Capital Improvement Plan, a copy of which is attached hereto and incorporated herein as "Exhibit B."

Section 6. Severability. In the event any clause phrase, provision, sentence, or part of this Ordinance or the application of the same to any person or circumstances shall for any reason be adjudged invalid or held unconstitutional by a court of competent jurisdiction, it shall not affect, impair, or invalidate this Ordinance as a whole or any part or provision hereof other than the part declared to be invalid or unconstitutional; and the City Council of the City of Jersey Village, Texas, declares that it would have passed each and every part of the same notwithstanding the omission of any such part thus declared to be invalid or unconstitutional, whether there be one or more parts.

PASSED, APPROVED, AND ADOPTED this **18th** day of **September 2017.**

_____
Justin Ray, Mayor

ATTEST:

_____
Lorri Coody, City Secretary

CITY COUNCIL MEETING PACKET FOR SEPTEMBER 18, 2017

City of Jersey Village
Fiscal Year 2017-2018
Adopted Budget
September 18, 2017

DRAFT

CITY COUNCIL MEETING PACKET FOR SEPTEMBER 18, 2017

This budget will raise less revenue from property taxes than last year's budget by an amount of $524,684, which is a 6.28 percent decrease from last year's budget. The property tax revenue to be raised from new property added to the tax roll this year is $229,789.

The record vote of each member of the governing body by name voting on the adoption of the budget is as follows:

FOR:
AGAINST:
PRESENT and not voting:
ABSENT:

Property Tax Rate Comparison

	2017-2018	**2016-2017**
Property Tax Rate:	$0.742500/100	$0.742500/100
Effective Tax Rate:	$0.815115/100	$0.767252/100
Effective Maintenance & Operations Tax Rate:	$0.594733/100	$0.558238/100
Rollback Tax Rate:	$0.866350/100	$0.821281/100
Debt Rate:	$0.211923/100	$0.211021/100

Total debt obligation for Jersey Village secured by property taxes: $22,447,097.

BUDGET PLANNING REPORT
AS OF: MAY 31ST, 2017

01 -GENERAL FUND
REVENUES

	ACTUAL 2015-2016	ADOPTED BUDGET 2016-2017	CURRENT ACTIVITY ACTUAL Y-T-D	CURRENT ACTIVITY PROJECTED 2016-2017	CURRENT ACTIVITY TOTAL 2016-2017	PROPOSED BUDGET BASE 2017-2018	PROPOSED BUDGET SUPPLEMENTAL 2017-2018	PROPOSED BUDGET TOTAL 2017-2018
BEGINNING FUND BALANCE	7,776,855	9,527,220			9,527,220	12,375,213		12,375,213
PROPERTY TAXES								
10-7101 CURRENT PROPERTY TAXES	5,842,198	5,872,843	5,769,394	50,606	5,820,000	5,600,000	0	5,600,000
10-7102 DELINQUENT PROPERTY TAXES	(36,497)	30,000	(70,746)	20,000	(50,746)	30,000	0	30,000
10-7103 PENALTY, INTEREST & COSTS	22,956	25,000	13,488	6,512	20,000	25,000	0	25,000
TOTAL PROPERTY TAXES	5,828,657	5,927,843	5,712,135	77,118	5,789,253	5,655,000	0	5,655,000
OTHER TAXES								
10-7511 ELECTRIC FRANCHISE	362,233	360,000	240,024	120,000	360,024	360,000	0	360,000
10-7512 TELEPHONE FRANCHISE	138,640	120,000	82,083	30,000	112,083	110,000	0	110,000
10-7513 GAS FRANCHISE	32,655	25,000	24,937	7,000	31,937	30,000	0	30,000
10-7514 CABLE TV FRANCHISE	69,479	60,000	55,278	15,000	70,278	70,000	0	70,000
10-7515 TELECOMMUNICATION	33,172	35,000	23,348	7,000	30,348	30,000	0	30,000
10-7621 CITY SALES TAX	3,261,209	1,900,000	2,102,310	1,150,000	3,252,310	3,000,000	0	3,000,000
10-7622 SALES TX-RED. PROPERTY TX	1,630,427	950,000	1,051,155	575,000	1,626,155	1,500,000	0	1,500,000
10-7631 MIXED DRINK TAX	40,385	35,000	26,706	9,000	35,706	35,000	0	35,000
TOTAL OTHER TAXES	5,568,198	3,485,000	3,605,841	1,913,000	5,518,841	5,135,000	0	5,135,000
FINES WARRANTS & BONDS								
10-8001 FINES	845,993	820,000	660,393	250,000	910,393	950,000	0	950,000
10-8002 TIME PAYMENT FEE-GENERAL	9,934	10,700	6,475	3,000	9,475	10,700	0	10,700
10-8003 TIME PAYMENT FEE-COURT	0	0	1,609	(1,609)	(0)	0	0	0
10-8004 COURT TECHNOLOGY FEES	0	0	15,290	(15,290)	(0)	0	0	0
10-8005 COURT SECURITY FEE	0	0	11,452	(11,452)	0	0	0	0
10-8006 OMNI FEE	8,057	7,000	5,162	3,000	8,162	8,000	0	8,000
10-8007 CHILD SAFETY FEE	0	0	1,241	(1,241)	0	0	0	0
10-8008 JUDICIAL FEE	0	0	2,274	(2,274)	0	0	0	0
TOTAL FINES WARRANTS & BONDS	863,984	837,700	703,897	224,134	928,031	968,700	0	968,700
FEES & CHARGES FOR SERVIC								
10-8501 GARBAGE FEES/RESIDENTIAL	2,637	1,000	1,551	1,000	2,551	1,000	0	1,000
10-8503 POOL MEMBERSHIP FEES	12,629	10,000	5,303	7,000	12,303	10,000	0	10,000
10-8507 AMBULANCE SERVICE FEES	296,273	300,000	200,508	100,000	300,508	300,000	0	300,000
10-8508 TRAINING FEES-FIRE DEPT	0	500	0	0	0	0	0	0
10-8509 PET TAGS	995	700	725	100	825	700	0	700
10-8510 POUND FEES	0	150	40	40	80	150	0	150
10-8511 JERSEY VILLAGE STICKERS	377	0	90	10	100	0	0	0
10-8512 RENTAL FEE	30,789	28,000	3,450	27,000	30,450	30,000	0	30,000
10-8513 CHILD SAFETY FEE-COUNTY	9,834	8,000	6,081	2,000	8,081	8,000	0	8,000
10-8514 FOOD & BEVERAGE FEES	1,161	600	1,152	100	1,252	1,000	0	1,000
10-8515 POLICE OFFICER FEE	1,400	0	1,820	0	1,820	0	0	0
10-8999 PLAN CHECKING AND PLAT REVIE	40,975	20,000	27,930	12,000	39,930	20,000	0	20,000
TOTAL FEES & CHARGES FOR SERVIC	397,070	368,950	248,650	149,250	397,900	370,850	0	370,850

DRAFT

CITY COUNCIL MEETING PACKET FOR SEPTEMBER 18, 2017

BUDGET PLANNING REPORT
AS OF: MAY 31ST, 2017

01 -GENERAL FUND
REVENUES

	ACTUAL 2015-2016	ADOPTED BUDGET 2016-2017	CURRENT ACTIVITY ACTUAL Y-T-D	CURRENT ACTIVITY PROJECTED 2016-2017	CURRENT ACTIVITY TOTAL 2016-2017	PROPOSED BUDGET BASE 2017-2018	PROPOSED BUDGET SUPPLEMENTAL 2017-2018	PROPOSED BUDGET TOTAL 2017-2018
LICENSES & PERMITS								
10-9001 BUILDING PERMITS	112,817	50,000	81,654	25,000	106,654	100,000	0	100,000
10-9002 PLUMBING PERMITS	15,405	6,000	7,750	5,000	12,750	10,000	0	10,000
10-9003 ELECTRICAL PERMITS	28,490	10,000	13,627	10,000	23,627	15,000	0	15,000
10-9004 MECHANICAL PERMITS	10,518	7,000	5,776	3,000	8,776	8,000	0	8,000
10-9006 SIGN PERMITS	10,586	15,000	6,867	2,000	8,867	8,000	0	8,000
10-9007 LIQUOR LICENSES	3,720	3,500	4,055	0	4,055	3,500	0	3,500
10-9009 ELECTRICAL LICENSES	0	500	0	0	0	500	0	500
10-9012 BURGLAR/FIRE ALARM PERMIT	17,950	10,000	8,390	4,000	12,390	12,000	0	12,000
10-9013 FIRE MARSHAL PERM FEES	1,714	500	1,326	500	1,826	500	0	500
10-9014 POLITICAL SIGN PERMITS	0	100	0	0	0	100	0	100
10-9015 OPERATIONAL HARZADOUS PERM	0	100	0	0	0	100	0	100
10-9016 HOTEL/MOTEL LICENSE PERMITS	1,000	1,000	250	0	250	1,000	0	1,000
TOTAL LICENSES & PERMITS	202,200	103,700	129,695	49,500	179,195	158,700	0	158,700
INTEREST EARNED								
10-9601 INTEREST EARNED	49,015	45,000	64,336	30,000	94,336	90,000	0	90,000
TOTAL INTEREST EARNED	49,015	45,000	64,336	30,000	94,336	90,000	0	90,000
INTERFUND ACTIVITY								
10-9750 CRIME CONTROL DISTRICT REIMB	822,648	1,048,798	571,938	458,997	1,030,935	1,015,888	208,869	1,224,757
10-9752 TRANSFER FROM UTLY FUND	460,000	470,000	0	470,000	470,000	550,000	0	550,000
10-9753 COURT SECURITY & TECH REIMB.	41,800	43,100	0	43,100	43,100	44,500	0	44,500
10-9754 TRANFER FROM MOTEL TAX FUND	16,000	16,500	0	16,500	16,500	17,000	0	17,000
TOTAL INTERFUND ACTIVITY	1,340,448	1,578,398	571,938	988,597	1,560,535	1,627,388	208,869	1,836,257
MISCELLANEOUS REVENUE								
10-9802 SALE OF ASSETS	44,558	0	40,733	0	40,733	0	0	0
10-9807 DONATIONS - POLICE DEPT.	3,000	0	35	0	35	0	0	0
10-9808 DONATION-CITY BEAUTIFICATION	1,200	0	2,000	0	2,000	0	0	0
10-9815 INSURANCE SETTLEMENT	10,049	0	6,279	0	6,279	0	0	0
10-9816 PROPERTY LIENS/ORD VIOLATION	911	0	667	0	667	0	0	0
10-9899 MISCELLANEOUS	75,823	20,000	104,297	2,000	106,297	100,000	0	100,000
TOTAL MISCELLANEOUS REVENUE	135,540	20,000	154,010	2,000	156,010	100,000	0	100,000
OTHER AGENCY REVENUES								
10-9901 GRANTS/CONTRACTS-COPS	54	0	0	0	0	0	0	0
10-9905 FEDERAL & STATE GRANT	615	0	127,364	0	127,364	0	0	0
10-9906 LEOSE FUNDS - TRAINING GRANT	3,167	0	3,068	0	3,068	0	0	0
TOTAL OTHER AGENCY REVENUES	3,836	0	130,432	0	130,432	0	0	0
**** TOTAL REVENUE ****	14,388,949	12,366,591	11,320,935	3,433,599	14,754,534	14,105,638	208,869	14,314,507
**** TOTAL FUNDS AVAIL ****	22,165,804	21,893,811			24,281,755	26,480,851		26,689,720

DRAFT

CITY COUNCIL MEETING PACKET FOR SEPTEMBER 18, 2017

01 -GENERAL FUND
11-ADMINISTRATIVE SERVICE

	ACTUAL 2015-2016	ADOPTED BUDGET 2016-2017	CURRENT ACTIVITY ACTUAL Y-T-D	CURRENT ACTIVITY PROJECTED 2016-2017	CURRENT ACTIVITY TOTAL 2016-2017	PROPOSED BUDGET BASE 2017-2018	PROPOSED BUDGET SUPPLEMENTAL 2017-2018	PROPOSED BUDGET TOTAL 2017-2018
SALARIES, WAGES & BENEFIT								
11-3001 SALARIES	351,701	348,800	136,687	98,496	235,183	327,051	0	327,051
11-3002 WAGES	(0)	0	0	0	0	0	0	0
11-3003 LONGEVITY	1,607	1,700	596	366	962	1,200	0	1,200
11-3007 OVERTIME	172	1,000	0	0	0	0	0	0
11-3010 INCENTIVES	229	0	222	249	471	0	720	720
11-3020 EMPLOYEE AWARDS/BONUS	625	800	882	0	882	800	0	800
11-3051 FICA/MEDICARE TAXES	22,538	26,900	9,010	7,582	16,592	23,862	0	23,862
11-3052 WORKMEN'S COMPENSATION	8,954	11,800	7,420	0	7,420	11,487	0	11,487
11-3053 UNEMPLOYMENT COMPENSATION	832	3,600	39	3,561	3,600	3,600	0	3,600
11-3054 RETIREMENT	55,021	54,600	22,348	13,876	36,224	47,152	0	47,152
11-3055 HEALTH INSURANCE	60,284	74,100	35,224	17,808	53,032	61,439	0	61,439
11-3056 LIFE INS	281	400	153	77	230	261	0	261
11-3057 DENTAL INSURANCE	3,337	4,200	2,032	1,040	3,072	3,433	0	3,433
11-3058 LONG-TERM DISABILITY	1,074	1,500	559	342	901	1,277	0	1,277
TOTAL SALARIES, WAGES & BENEFIT	506,655	529,400	215,172	143,397	358,569	481,562	720	482,282
SUPPLIES								
11-3502 POSTAGE/FREIGHT/DEL. FEE	250	250	0	250	250	250	0	250
11-3503 OFFICE SUPPLIES	2,468	2,500	1,851	649	2,500	2,500	1,500	4,000
11-3510 BOOKS & PERIODICALS	47	300	168	130	298	300	0	300
11-3520 FOOD	3,480	4,000	2,316	1,650	3,966	4,000	3,000	7,000
TOTAL SUPPLIES	6,244	7,050	4,335	2,679	7,014	7,050	4,500	11,550
MAINTENANCE--EQUIPMENT								
11-4501 FURN.,FIXT.,& OFF. MACH.	4,326	250	0	200	200	3,000	0	3,000
TOTAL MAINTENANCE--EQUIPMENT	4,326	250	0	200	200	3,000	0	3,000
SERVICES								
11-5001 MAYOR & COUNCIL EXPENDITURES	3,186	4,000	872	2,000	2,872	4,000	0	4,000
11-5007 RECORDS MANAGEMENT	5,596	5,000	2,597	3,403	6,000	5,000	1,000	6,000
11-5012 PRINTING	109	250	241	0	241	250	0	250
11-5014 MEDICAL EXPENSES	4,568	2,500	2,318	2,500	4,818	2,500	2,500	5,000
11-5020 COMMUNICATIONS	4,646	4,500	3,332	1,068	4,400	4,600	0	4,600
11-5025 PUBLIC NOTICES	5,019	5,000	1,100	6,400	7,500	5,000	2,500	7,500
11-5026 CODIFICATIONS	4,167	5,000	2,189	3,311	5,500	5,500	0	5,500
11-5027 MEMBERSHIPS/SUBCRIPTIONS	4,960	6,850	5,037	1,500	6,537	7,000	0	7,000
11-5029 TRAVEL/TRAINING	4,363	9,500	1,502	8,000	9,502	9,500	4,500	14,000
11-5030 CAR ALLOWANCE	6,038	6,600	1,000	2,000	3,000	6,600	0	6,600
11-5041 NEWSLETTER	7,500	7,500	3,115	4,385	7,500	7,500	3,000	10,500
TOTAL SERVICES	50,152	56,700	23,303	34,567	57,870	57,450	13,500	70,950

DRAFT

CITY COUNCIL MEETING PACKET FOR SEPTEMBER 18, 2017

BUDGET PLANNING REPORT
AS OF: MAY 31ST, 2017

01 -GENERAL FUND
11-ADMINISTRATIVE SERVICE

	ACTUAL 2015-2016	ADOPTED BUDGET 2016-2017	CURRENT ACTIVITY ACTUAL Y-T-D	CURRENT ACTIVITY PROJECTED 2016-2017	CURRENT ACTIVITY TOTAL 2016-2017	PROPOSED BUDGET BASE 2017-2018	PROPOSED BUDGET SUPPLEMENTAL 2017-2018	PROPOSED BUDGET TOTAL 2017-2018
SUNDRY								
11-5401 ELECTION EXPENSE	14,723	7,000	5,512	1,500	7,012	7,000	0	7,000
TOTAL SUNDRY	14,723	7,000	5,512	1,500	7,012	7,000	0	7,000
PROFESSIONAL SERVICES								
11-5515 CONSULTANT SERVICES	3,080	40,000	91,583	0	91,583	10,000	0	10,000
11-5521 TEMPORARY AGENCY	24,839	0	0	0	0	0	0	0
TOTAL PROFESSIONAL SERVICES	27,920	40,000	91,583	0	91,583	10,000	0	10,000
OTHER SERVICES								
11-6005 NOTARY SURETY BONDS	292	300	0	300	300	300	0	300
TOTAL OTHER SERVICES	292	300	0	300	300	300	0	300
CAPITAL OUTLAY								
TOTAL								
INTERFUND ACTIVITY								
11-9772 TECHNOLOGY USER FEE	5,250	5,250	0	5,250	5,250	5,250	0	5,250
TOTAL INTERFUND ACTIVITY	5,250	5,250	0	5,250	5,250	5,250	0	5,250
TOTAL 11-ADMINISTRATIVE SERVICE	615,562	645,950	339,904	187,893	527,797	571,612	18,720	590,332

DRAFT

CITY COUNCIL MEETING PACKET FOR SEPTEMBER 18, 2017

01 -GENERAL FUND
12-LEGAL/OTHER SERVICES

	ACTUAL 2015-2016	ADOPTED BUDGET 2016-2017	CURRENT ACTIVITY ACTUAL Y-T-D	CURRENT ACTIVITY PROJECTED 2016-2017	CURRENT ACTIVITY TOTAL 2016-2017	PROPOSED BUDGET BASE 2017-2018	PROPOSED BUDGET SUPPLEMENTAL 2017-2018	PROPOSED BUDGET TOTAL 2017-2018
SALARIES, WAGES & BENEFIT								
12-3052 WORKMEN'S COMPENSATION	228	300	189	111	300	300	0	300
TOTAL SALARIES, WAGES & BENEFIT	228	300	189	111	300	300	0	300
SERVICES								
12-5023 GRANTS AND INCENTIVES	1,453,668	0	683,984	769,684	1,453,668	1,453,668	0	1,453,668
TOTAL SERVICES	1,453,668	0	683,984	769,684	1,453,668	1,453,668	0	1,453,668
SUNDRY								
TOTAL								
PROFESSIONAL SERVICES								
12-5502 LEGAL FEES	126,636	125,000	95,144	45,000	140,144	125,000	0	125,000
12-5515 CONSULTANT SERVICES	10,000	11,500	10,000	0	10,000	10,000	0	10,000
TOTAL PROFESSIONAL SERVICES	136,636	136,500	105,144	45,000	150,144	135,000	0	135,000
OTHER SERVICES								
12-6001 AUTOMOBILE LIABILITY	36,195	45,000	37,722	0	37,722	39,231	0	39,231
12-6003 LIABILITY-FIRE & CASUALTY IN	47,856	65,000	62,038	0	62,038	65,140	0	65,140
12-6005 SURETY BONDS	468	1,000	468	0	468	500	0	500
12-6007 INSURANCE/DEDUCTIBLE	(0)	0	(3,084)	0	(3,084)	0	0	0
TOTAL OTHER SERVICES	84,519	111,000	97,143	0	97,143	104,871	0	104,871
INTERFUND ACTIVITY								
12-9760 TRFR TO CAPITAL IMPROVEMENTS	1,460,000	0	0	0	0	0	3,750,000	3,750,000
12-9761 TRANSFER TO GOLF FUND	434,905	346,171	0	346,171	346,171	215,118	137,953	353,071
12-9772 TECHNOLOGY USER FEES	500	500	0	500	500	500	0	500
TOTAL INTERFUND ACTIVITY	1,895,405	346,671	0	346,671	346,671	215,618	3,887,953	4,103,571
TOTAL 12-LEGAL/OTHER SERVICES	3,570,456	594,471	886,460	1,161,466	2,047,926	1,909,457	3,887,953	5,797,410

DRAFT

CITY COUNCIL MEETING PACKET FOR SEPTEMBER 18, 2017

01 -GENERAL FUND
13-INFO TECHNOLOGY

	ACTUAL 2015-2016	ADOPTED BUDGET 2016-2017	CURRENT ACTIVITY ACTUAL Y-T-D	CURRENT ACTIVITY PROJECTED 2016-2017	CURRENT ACTIVITY TOTAL 2016-2017	PROPOSED BUDGET BASE 2017-2018	PROPOSED BUDGET SUPPLEMENTAL 2017-2018	PROPOSED BUDGET TOTAL 2017-2018
SALARIES, WAGES & BENEFIT								
13-3001 SALARIES	115,325	122,833	76,835	43,284	120,119	127,356	58,900	186,256
13-3002 WAGES	12,069	9,600	4,650	4,950	9,600	9,579	0	9,579
13-3003 LONGEVITY	619	800	387	216	603	816	0	816
13-3007 OVERTIME	1,172	0	3,327	3,000	6,327	0	0	0
13-3051 FICA/MEDICARE TAXES	9,173	10,200	6,634	3,936	10,570	10,600	4,456	15,056
13-3052 WORKMEN'S COMPENSATION	304	400	252	0	252	300	97	397
13-3053 EMPLOYMENT TAXES	452	2,700	247	0	247	2,700	900	3,600
13-3054 RETIREMENT	17,725	19,200	13,203	7,212	20,415	19,900	9,140	29,040
13-3055 HEALTH INSURANCE	20,782	24,100	15,042	7,602	22,644	26,228	22,853	49,081
13-3056 LIFE INS	140	200	102	51	153	200	87	287
13-3057 DENTAL INSURANCE	1,273	1,500	972	497	1,469	1,641	497	2,138
13-3058 LONG-TERM DISABILITY	465	600	344	173	517	600	187	787
TOTAL SALARIES, WAGES & BENEFIT	179,498	192,133	121,995	70,921	192,916	199,920	97,117	297,037
SUPPLIES								
13-3502 POSTAGE/FREIGHT	495	500	17	358	375	500	0	500
13-3503 OFFICE SUPPLIES	100	250	130	100	230	250	0	250
13-3509 COMPUTER SUPPLIES	2,173	2,200	414	1,675	2,089	2,200	0	2,200
13-3510 BOOKS & PERIODICALS	0	100	0	70	70	100	0	100
TOTAL SUPPLIES	2,768	3,050	561	2,203	2,764	3,050	0	3,050
MAINTENANCE--EQUIPMENT								
13-4501 FURN. FIXTURES. OFF EQUIPMEN	8,215	7,437	3,732	3,255	6,987	7,437	0	7,437
13-4502 COMPUTER EQUIPMENT	7,970	9,500	3,636	5,864	9,500	9,500	0	9,500
13-4504 SOFTWARE MAINTENANCE	100,985	138,712	83,340	46,118	129,458	138,712	4,447	143,159
TOTAL MAINTENANCE--EQUIPMENT	117,170	155,649	90,709	55,237	145,946	155,649	4,447	160,096
SERVICES								
13-5020 COMMUNICATIONS	16,200	19,950	10,272	7,968	18,240	19,950	5,000	24,950
13-5027 MEMBERSHIPS/SUBSCRIPT	1,028	1,100	424	670	1,094	1,250	0	1,250
13-5029 TRAVEL/TRAINING	6,896	7,100	1,040	6,000	7,040	7,600	0	7,600
TOTAL SERVICES	24,124	28,150	11,735	14,638	26,373	28,800	5,000	33,800
PROFESSIONAL SERVICES								
13-5515 CONSULTANT SERVICES	10,778	15,000	4,153	11,500	15,653	15,000	39,000	54,000
TOTAL PROFESSIONAL SERVICES	10,778	15,000	4,153	11,500	15,653	15,000	39,000	54,000
CAPITAL OUTLAY								
13-6573 COMPUTER EQUIPMENT	2,949	21,000	0	20,762	20,762	0	11,850	11,850
13-6574 COMPUTER SOFTWARE	8,200	0	0	0	0	0	0	0
TOTAL CAPITAL OUTLAY	11,149	21,000	0	20,762	20,762	0	11,850	11,850

DRAFT

CITY COUNCIL MEETING PACKET FOR SEPTEMBER 18, 2017

BUDGET PLANNING REPORT
AS OF: MAY 31ST, 2017

01 -GENERAL FUND
13-INFO TECHNOLOGY

	ACTUAL 2015-2016	ADOPTED BUDGET 2016-2017	CURRENT ACTIVITY ACTUAL Y-T-D	CURRENT ACTIVITY PROJECTED 2016-2017	CURRENT ACTIVITY TOTAL 2016-2017	PROPOSED BUDGET BASE 2017-2018	PROPOSED BUDGET SUPPLEMENTAL 2017-2018	PROPOSED BUDGET TOTAL 2017-2018
INTERFUND ACTIVITY								
13-9740 COMPUTER CAPITAL USER FEE	0	0	0	0	0	0	50,000	50,000
13-9771 TECHNOLOGY PURCHASE CONTRIBU	0	13,600	0	13,600	13,600	0	15,975	15,975
13-9772 TECHNOLOGY USER FEE	35,188	39,643	0	39,643	39,643	44,667	2,000	46,667
TOTAL INTERFUND ACTIVITY	35,188	53,243	0	53,243	53,243	44,667	67,975	112,642
TOTAL 13-INFO TECHNOLOGY	380,676	468,225	229,153	228,504	457,657	447,086	225,389	672,475

DRAFT

CITY COUNCIL MEETING PACKET FOR SEPTEMBER 18, 2017

01 -GENERAL FUND
14-PURCHASING

	ACTUAL 2015-2016	ADOPTED BUDGET 2016-2017	CURRENT ACTIVITY ACTUAL Y-T-D	CURRENT ACTIVITY PROJECTED 2016-2017	CURRENT ACTIVITY TOTAL 2016-2017	PROPOSED BUDGET BASE 2017-2018	PROPOSED BUDGET SUPPLEMENTAL 2017-2018	PROPOSED BUDGET TOTAL 2017-2018
SUPPLIES								
14-3502 POSTAGE/FREIGHT	11,959	13,000	7,363	5,600	12,963	13,000	0	13,000
14-3503 OFFICE SUPPLIES	4,945	5,000	2,073	2,925	4,998	5,000	0	5,000
TOTAL SUPPLIES	16,903	18,000	9,435	8,525	17,960	18,000	0	18,000
MAINTENANCE--EQUIPMENT								
TOTAL								
SERVICES								
14-5012 PRINTING	1,655	400	666	1,000	1,666	1,000	0	1,000
14-5022 RENTAL OF EQUIPMENT	2,448	2,600	1,224	1,375	2,599	2,600	0	2,600
TOTAL SERVICES	4,103	3,000	1,890	2,375	4,265	3,600	0	3,600
PROFESSIONAL SERVICES								
TOTAL								
CAPITAL OUTLAY								
TOTAL								
TOTAL 14-PURCHASING	21,006	21,000	11,325	10,900	22,225	21,600	0	21,600

DRAFT

CITY COUNCIL MEETING PACKET FOR SEPTEMBER 18, 2017

01 -GENERAL FUND
15-ACCOUNTING SERVICES

	ACTUAL 2015-2016	ADOPTED BUDGET 2016-2017	CURRENT ACTIVITY ACTUAL Y-T-D	CURRENT ACTIVITY PROJECTED 2016-2017	CURRENT ACTIVITY TOTAL 2016-2017	PROPOSED BUDGET BASE 2017-2018	PROPOSED BUDGET SUPPLEMENTAL 2017-2018	PROPOSED BUDGET TOTAL 2017-2018
SALARIES, WAGES & BENEFIT								
15-3001 SALARIES	168,440	172,200	107,197	60,014	167,211	178,300	22,504	200,804
15-3003 LONGEVITY	907	1,100	614	349	963	1,200	0	1,200
15-3007 OVERTIME	1,278	2,000	423	1,577	2,000	2,000	0	2,000
15-3051 FICA/MEDICARE TAXES	12,262	13,400	8,221	4,738	12,959	13,900	1,706	15,606
15-3052 WORKMEN'S COMPENSATION	379	500	314	0	314	400	11	411
15-3053 EMPLOYMENT TAXES	2,706	2,700	209	0	209	2,700	0	2,700
15-3054 RETIREMENT	25,722	27,200	17,545	8,672	26,217	28,200	3,441	31,641
15-3055 HEALTH INSURANCE	35,156	41,000	22,809	10,500	33,309	36,224	0	36,224
15-3056 LIFE INS	223	300	153	77	230	261	0	261
15-3057 DENTAL INSURANCE	2,461	3,200	1,650	844	2,494	2,785	0	2,785
15-3058 LONG-TERM DISABILITY	668	800	483	243	726	800	57	857
TOTAL SALARIES, WAGES & BENEFIT	250,203	264,400	159,618	87,014	246,632	266,770	27,719	294,489
SUPPLIES								
15-3502 POSTAGE/FREIGHT/DEL.FEE	65	50	143	0	143	200	0	200
15-3503 OFFICE SUPPLIES	691	750	263	350	613	800	0	800
15-3510 BOOKS & PERIODICALS	50	50	50	0	50	50	0	50
TOTAL SUPPLIES	806	850	456	350	806	1,050	0	1,050
MAINTENANCE--EQUIPMENT								
15-4501 FURN.FIXT. & OFF.MACH.	0	100	100	0	100	150	0	150
TOTAL MAINTENANCE--EQUIPMENT	0	100	100	0	100	150	0	150
SERVICES								
15-5012 PRINTING	104	950	1,169	0	1,169	1,200	0	1,200
15-5020 COMMUNICATIONS	4,042	4,250	3,148	1,100	4,248	4,250	0	4,250
15-5027 MEMBERSHIPS	275	400	170	90	260	400	0	400
15-5029 TRAVEL/TRAINING	290	1,500	1,109	391	1,500	1,500	3,000	4,500
TOTAL SERVICES	4,710	7,100	5,595	1,581	7,176	7,350	3,000	10,350
SUNDRY								
15-5405 PERMITS & FEES	540	500	435	0	435	550	0	550
TOTAL SUNDRY	540	500	435	0	435	550	0	550
PROFESSIONAL SERVICES								
15-5501 AUDITS/CONTRACTS/STUDIES	25,059	27,000	20,861	5,000	25,861	27,000	0	27,000
TOTAL PROFESSIONAL SERVICES	25,059	27,000	20,861	5,000	25,861	27,000	0	27,000
CAPITAL OUTLAY								
TOTAL								

DRAFT

CITY COUNCIL MEETING PACKET FOR SEPTEMBER 18, 2017

01 -GENERAL FUND
15-ACCOUNTING SERVICES

	ACTUAL 2015-2016	ADOPTED BUDGET 2016-2017	CURRENT ACTIVITY ACTUAL Y-T-D	CURRENT ACTIVITY PROJECTED 2016-2017	CURRENT ACTIVITY TOTAL 2016-2017	PROPOSED BUDGET BASE 2017-2018	PROPOSED BUDGET SUPPLEMENTAL 2017-2018	PROPOSED BUDGET TOTAL 2017-2018
INTERFUND ACTIVITY								
15-9772 TECHNOLOGY USER FEE	1,700	1,700	0	1,700	1,700	1,700	0	1,700
TOTAL INTERFUND ACTIVITY	1,700	1,700	0	1,700	1,700	1,700	0	1,700
TOTAL 15-ACCOUNTING SERVICES	283,018	301,650	187,065	95,645	282,710	304,570	30,719	335,289

DRAFT

CITY COUNCIL MEETING PACKET FOR SEPTEMBER 18, 2017

01 -GENERAL FUND
16-CUSTOMER SERVICE

	ACTUAL 2015-2016	ADOPTED BUDGET 2016-2017	CURRENT ACTIVITY ACTUAL Y-T-D	CURRENT ACTIVITY PROJECTED 2016-2017	CURRENT ACTIVITY TOTAL 2016-2017	PROPOSED BUDGET BASE 2017-2018	PROPOSED BUDGET SUPPLEMENTAL 2017-2018	PROPOSED BUDGET TOTAL 2017-2018
SALARIES, WAGES & BENEFIT								
16-3001 SALARIES	33,072	33,900	20,922	11,851	32,773	34,891	0	34,891
16-3003 LONGEVITY	323	400	223	133	356	432	0	432
16-3007 OVERTIME	50	1,000	0	1,000	1,000	1,000	0	1,000
16-3010 INCENTIVES	1,086	1,100	671	374	1,045	1,080	0	1,080
16-3051 FICA/MEDICARE TAXES	2,329	2,800	1,549	1,022	2,571	2,861	0	2,861
16-3052 WORKMEN'S COMPENSATION	76	100	63	0	63	75	0	75
16-3053 EMPLOYMENT TAXES	682	900	9	0	9	900	0	900
16-3054 RETIREMENT	5,193	5,700	3,516	1,870	5,386	5,801	0	5,801
16-3055 HEALTH INSURANCE	16,169	17,900	11,214	5,669	16,883	19,559	0	19,559
16-3056 LIFE INS	77	100	51	26	77	87	0	87
16-3057 DENTAL INSURANCE	933	1,100	677	347	1,024	1,144	0	1,144
16-3058 LONG-TERM DISABILITY	138	200	94	48	142	153	0	153
TOTAL SALARIES, WAGES & BENEFIT	60,127	65,200	38,989	22,340	61,329	67,983	0	67,983
SUPPLIES								
16-3503 OFFICE SUPPLIES	462	500	189	311	500	600	0	600
TOTAL SUPPLIES	462	500	189	311	500	600	0	600
MAINTENANCE--EQUIPMENT								
16-4501 FURN., FIX, & OFF MACH EQ	235	400	313	0	313	400	0	400
TOTAL MAINTENANCE--EQUIPMENT	235	400	313	0	313	400	0	400
SERVICES								
16-5020 COMMUNICATIONS	3,620	3,850	2,407	1,443	3,850	4,000	0	4,000
16-5025 PUBLIC NOTICES	0	0	0	0	0	1,000	0	1,000
16-5029 TRAVEL/TRAINING	0	500	0	500	500	0	0	0
TOTAL SERVICES	3,620	4,350	2,407	1,943	4,350	5,000	0	5,000
PROFESSIONAL SERVICES								
16-5527 HARRIS CTY APPRAISAL DIST	62,311	65,500	45,074	16,000	61,074	66,000	0	66,000
16-5528 HARRIS CTY TAX OFFICE	5,848	7,000	3,611	2,000	5,611	7,000	0	7,000
TOTAL PROFESSIONAL SERVICES	68,159	72,500	48,685	18,000	66,685	73,000	0	73,000
OTHER SERVICES								
16-6005 SURETY BOND	71	0	0	0	0	0	0	0
TOTAL OTHER SERVICES	71	0	0	0	0	0	0	0
CAPITAL OUTLAY								
TOTAL								

DRAFT

CITY COUNCIL MEETING PACKET FOR SEPTEMBER 18, 2017

01 -GENERAL FUND
16-CUSTOMER SERVICE

	ACTUAL 2015-2016	ADOPTED BUDGET 2016-2017	CURRENT ACTIVITY ACTUAL Y-T-D	CURRENT ACTIVITY PROJECTED 2016-2017	CURRENT ACTIVITY TOTAL 2016-2017	PROPOSED BUDGET BASE 2017-2018	PROPOSED BUDGET SUPPLEMENTAL 2017-2018	PROPOSED BUDGET TOTAL 2017-2018
INTERFUND ACTIVITY								
16-9772 TECHNOLOGY USER FEE	250	250	0	250	250	250	0	250
TOTAL INTERFUND ACTIVITY	250	250	0	250	250	250	0	250
TOTAL 16-CUSTOMER SERVICE	132,923	143,200	90,584	42,844	133,428	147,233	0	147,233

DRAFT

CITY COUNCIL MEETING PACKET FOR SEPTEMBER 18, 2017

01 -GENERAL FUND
19-MUNICIPAL COURT

	ACTUAL 2015-2016	ADOPTED BUDGET 2016-2017	CURRENT ACTIVITY ACTUAL Y-T-D	CURRENT ACTIVITY PROJECTED 2016-2017	CURRENT ACTIVITY TOTAL 2016-2017	PROPOSED BUDGET BASE 2017-2018	PROPOSED BUDGET SUPPLEMENTAL 2017-2018	PROPOSED BUDGET TOTAL 2017-2018
SALARIES, WAGES & BENEFIT								
19-3001 SALARIES	167,351	179,487	102,420	63,974	166,394	192,100	18,202	210,302
19-3003 LONGEVITY	718	1,000	505	299	804	1,104	0	1,104
19-3007 OVERTIME	443	5,000	2,654	2,346	5,000	5,000	0	5,000
19-3010 INCENTIVES	1,675	1,600	1,416	789	2,205	1,560	0	1,560
19-3051 FICA/MEDICARE TAXES	12,615	14,383	8,279	5,157	13,436	15,300	1,374	16,674
19-3052 WORKMEN'S COMPENSATION	455	500	314	0	314	439	0	439
19-3053 EMPLOYMENT TAXES	2,935	4,500	113	0	113	4,500	0	4,500
19-3054 RETIREMENT	25,743	29,069	17,122	9,437	26,559	31,000	2,807	33,807
19-3055 HEALTH INSURANCE	40,002	44,300	27,768	16,426	44,194	56,670	0	56,670
19-3056 LIFE INS	306	400	198	128	326	435	0	435
19-3057 DENTAL INSURANCE	3,835	2,500	1,531	949	2,480	3,132	0	3,132
19-3058 LONG-TERM DISABILITY	640	700	413	253	666	894	0	894
TOTAL SALARIES, WAGES & BENEFIT	256,719	283,439	162,732	99,758	262,490	312,134	22,383	334,517
SUPPLIES								
19-3503 OFFICE SUPPLIES	1,831	2,000	1,870	130	2,000	2,900	0	2,900
19-3510 BOOKS & PERIODICALS	0	300	0	300	300	500	0	500
19-3523 TOOLS/EQUIPMENT	0	100	0	100	100	100	0	100
TOTAL SUPPLIES	1,831	2,400	1,870	530	2,400	3,500	0	3,500
MAINTENANCE--EQUIPMENT								
19-4501 FURN., FIXT. & OFF. MACH.	0	500	100	400	500	500	0	500
TOTAL MAINTENANCE--EQUIPMENT	0	500	100	400	500	500	0	500
SERVICES								
19-5012 PRINTING	3,894	5,000	2,228	3,299	5,527	5,000	0	5,000
19-5020 COMMUNICATIONS	3,620	3,900	2,407	1,493	3,900	4,000	0	4,000
19-5027 MEMBERSHIPS	160	200	120	80	200	300	0	300
19-5029 TRAVEL/TRAINING	2,224	4,000	2,047	1,953	4,000	4,000	0	4,000
TOTAL SERVICES	9,898	13,100	6,801	6,825	13,626	13,300	0	13,300
SUNDRY								
19-5404 JURY EXPENSE	0	300	0	300	300	300	0	300
TOTAL SUNDRY	0	300	0	300	300	300	0	300
PROFESSIONAL SERVICES								
19-5505 JUDGES	47,500	45,000	27,575	20,425	48,000	45,000	10,000	55,000
19-5506 PROSECUTORS	25,200	25,000	16,800	11,200	28,000	25,000	10,000	35,000
19-5516 COLLECTION AGENCY FEES	1,949	2,000	1,550	450	2,000	2,000	0	2,000
19-5518 INTERPRETERS	0	500	0	500	500	500	0	500
TOTAL PROFESSIONAL SERVICES	74,649	72,500	45,925	32,575	78,500	72,500	20,000	92,500

DRAFT

CITY COUNCIL MEETING PACKET FOR SEPTEMBER 18, 2017

01 -GENERAL FUND
19-MUNICIPAL COURT

	ACTUAL 2015-2016	ADOPTED BUDGET 2016-2017	CURRENT ACTIVITY ACTUAL Y-T-D	CURRENT ACTIVITY PROJECTED 2016-2017	CURRENT ACTIVITY TOTAL 2016-2017	PROPOSED BUDGET BASE 2017-2018	PROPOSED BUDGET SUPPLEMENTAL 2017-2018	PROPOSED BUDGET TOTAL 2017-2018
OTHER SERVICES								
TOTAL								
CAPITAL OUTLAY								
TOTAL								
INTERFUND ACTIVITY								
TOTAL								
TOTAL 19-MUNICIPAL COURT	343,096	372,239	217,428	140,388	357,816	402,234	42,383	444,617

DRAFT

CITY COUNCIL MEETING PACKET FOR SEPTEMBER 18, 2017

01 -GENERAL FUND
21-POLICE

	ACTUAL 2015-2016	ADOPTED BUDGET 2016-2017	CURRENT ACTIVITY ACTUAL Y-T-D	CURRENT ACTIVITY PROJECTED 2016-2017	CURRENT ACTIVITY TOTAL 2016-2017	PROPOSED BUDGET BASE 2017-2018	PROPOSED BUDGET SUPPLEMENTAL 2017-2018	PROPOSED BUDGET TOTAL 2017-2018
SALARIES, WAGES & BENEFIT								
21-3001 SALARIES	1,348,759	1,411,400	829,275	516,291	1,345,566	1,445,700	242,070	1,687,770
21-3003 LONGEVITY	3,537	5,400	2,526	1,778	4,304	6,576	0	6,576
21-3007 OVERTIME	60,556	60,000	23,595	36,405	60,000	60,000	0	60,000
21-3010 INCENTIVES	21,075	22,200	11,379	10,218	21,597	22,500	900	23,400
21-3014 S.T.E.P. PROGRAM	29,392	60,000	30,172	25,423	55,595	60,000	0	60,000
21-3051 FICA/MEDICARE TAXES	105,664	117,600	68,580	45,144	113,724	122,200	18,541	140,741
21-3052 WORKMEN'S COMPENSATION	32,858	40,800	27,598	0	27,598	33,000	4,440	37,440
21-3053 EMPLOYMENT TAXES	6,082	23,400	0	270	270	23,850	0	23,850
21-3054 RETIREMENT	217,141	238,400	141,579	82,616	224,195	244,000	37,622	281,622
21-3055 HEALTH INSURANCE	234,192	280,600	168,814	103,520	272,334	320,273	0	320,273
21-3056 LIFE INS	1,885	2,300	1,232	715	1,947	2,219	0	2,219
21-3057 DENTAL INSURANCE	15,495	20,600	11,578	6,766	18,344	20,114	0	20,114
21-3058 LONG-TERM DISABILITY	5,417	6,000	3,631	1,935	5,566	6,200	922	7,122
TOTAL SALARIES, WAGES & BENEFIT	2,082,052	2,288,700	1,319,960	831,081	2,151,041	2,366,632	304,495	2,671,127
SUPPLIES								
21-3502 POSTAGE/FREIGHT/DEL. FEE	74	100	82	18	100	100	0	100
21-3503 OFFICE SUPPLIES	5,992	7,000	3,742	3,258	7,000	7,000	0	7,000
21-3504 WEARING APPAREL	14,508	18,474	5,979	12,495	18,474	18,474	0	18,474
21-3505 CRIME PREVENTION SUPPLIES	909	2,000	282	1,718	2,000	2,000	0	2,000
21-3510 BOOKS AND PERIODICALS	1,668	2,500	1,668	832	2,500	2,500	0	2,500
21-3515 MEDICAL SUPPLIES	0	0	0	0	0	0	1,000	1,000
21-3519 AMMUNITION AND TARGETS	3,962	6,000	3,427	2,573	6,000	6,000	0	6,000
21-3520 FOOD	615	2,400	541	1,000	1,541	2,400	0	2,400
21-3523 TOOLS/EQUIPMENT	16,498	5,300	2,293	800	3,093	3,200	9,600	12,800
21-3534 PARTS AND MATERIALS	24	500	99	101	200	500	0	500
TOTAL SUPPLIES	44,250	44,274	18,114	22,795	40,909	42,174	10,600	52,774
MAINTENANCE--EQUIPMENT								
21-4501 FURN. FIXT. & OFF. MACH.	4,356	5,597	2,506	1,794	4,300	5,597	0	5,597
21-4503 RADIO AND RADAR EQUIPMENT	8,311	2,500	665	1,835	2,500	2,500	0	2,500
21-4504 COMPUTER SOFTWARE	0	0	0	0	0	0	1,200	1,200
21-4510 VEHICLE CLEANING	802	2,000	242	950	1,192	2,000	0	2,000
21-4599 MISCELLANEOUS EQUIPMENT	8,268	26,065	5,145	20,920	26,065	10,000	0	10,000
TOTAL MAINTENANCE--EQUIPMENT	21,737	36,162	8,557	25,499	34,056	20,097	1,200	21,297
SERVICES								
21-5012 PRINTING	986	2,000	560	1,000	1,560	2,000	0	2,000
21-5015 LAB TESTS	530	2,400	565	1,000	1,565	2,400	0	2,400
21-5020 COMMUNICATIONS	9,827	10,000	6,568	3,432	10,000	10,000	0	10,000
21-5022 RENTAL OF EQUIPMENT	12,016	30,000	4,691	10,000	14,691	30,000	0	30,000
21-5025 PUBLIC NOTICES	0	250	0	0	0	250	0	250
21-5027 MEMBERSHIPS	788	1,400	569	300	869	1,400	0	1,400
21-5029 TRAVEL/TRAINING	7,678	22,500	6,097	5,000	11,097	22,500	0	22,500

DRAFT

CITY COUNCIL MEETING PACKET FOR SEPTEMBER 18, 2017

01 -GENERAL FUND
21-POLICE

	ACTUAL 2015-2016	ADOPTED BUDGET 2016-2017	CURRENT ACTIVITY ACTUAL Y-T-D	CURRENT ACTIVITY PROJECTED 2016-2017	CURRENT ACTIVITY TOTAL 2016-2017	PROPOSED BUDGET BASE 2017-2018	PROPOSED BUDGET SUPPLEMENTAL 2017-2018	PROPOSED BUDGET TOTAL 2017-2018
TOTAL SERVICES	31,825	68,550	19,049	20,732	39,781	68,550	0	68,550
SUNDRY								
21-5402 JAIL EXPENSE	2,519	8,000	1,197	2,000	3,197	8,000	0	8,000
TOTAL SUNDRY	2,519	8,000	1,197	2,000	3,197	8,000	0	8,000
PROFESSIONAL SERVICES								
21-5515 CONSULTANT SERVICES	1,553	1,800	1,500	0	1,500	1,800	0	1,800
TOTAL PROFESSIONAL SERVICES	1,553	1,800	1,500	0	1,500	1,800	0	1,800
OTHER SERVICES								
21-6003 LIABILITY-FIRE & CASUALTY IN	16,153	21,400	19,681	1,719	21,400	21,400	0	21,400
21-6005 NOTARY SURETY BONDS	330	340	245	95	340	340	0	340
TOTAL OTHER SERVICES	16,483	21,740	19,926	1,814	21,740	21,740	0	21,740
DEBT SERVICE								
TOTAL								
CAPITAL OUTLAY								
21-6572 SPECIAL EQUIPMENT-	0	0	0	0	0	0	3,500	3,500
TOTAL CAPITAL OUTLAY	0	0	0	0	0	0	3,500	3,500
INTERFUND ACTIVITY								
21-9772 TECHNOLOGY USER FEE	15,700	15,700	0	15,700	15,700	15,450	0	15,450
TOTAL INTERFUND ACTIVITY	15,700	15,700	0	15,700	15,700	15,450	0	15,450
TOTAL 21-POLICE	2,216,119	2,484,926	1,388,303	919,621	2,307,924	2,544,443	319,795	2,864,238

DRAFT

CITY COUNCIL MEETING PACKET FOR SEPTEMBER 18, 2017

01 -GENERAL FUND
22- RED LIGHT CAMERA

	ACTUAL 2015-2016	ADOPTED BUDGET 2016-2017	CURRENT ACTIVITY ACTUAL Y-T-D	CURRENT ACTIVITY PROJECTED 2016-2017	CURRENT ACTIVITY TOTAL 2016-2017	PROPOSED BUDGET BASE 2017-2018	PROPOSED BUDGET SUPPLEMENTAL 2017-2018	PROPOSED BUDGET TOTAL 2017-2018
SALARIES, WAGES & BENEFIT TOTAL								
TOTAL								

DRAFT

CITY COUNCIL MEETING PACKET FOR SEPTEMBER 18, 2017

01 -GENERAL FUND
23-COMMUNICATIONS

	ACTUAL 2015-2016	ADOPTED BUDGET 2016-2017	CURRENT ACTIVITY ACTUAL Y-T-D	CURRENT ACTIVITY PROJECTED 2016-2017	CURRENT ACTIVITY TOTAL 2016-2017	PROPOSED BUDGET BASE 2017-2018	PROPOSED BUDGET SUPPLEMENTAL 2017-2018	PROPOSED BUDGET TOTAL 2017-2018
SALARIES, WAGES & BENEFIT								
23-3001 SALARIES	273,225	328,600	196,644	105,043	301,687	330,618	46,003	376,621
23-3002 WAGES	3,525	31,620	2,618	7,830	10,448	31,620	0	31,620
23-3003 LONGEVITY	711	1,100	428	200	628	1,392	0	1,392
23-3007 OVERTIME	64,950	50,000	24,253	25,747	50,000	50,000	0	50,000
23-3010 INCENTIVES	5,834	7,700	4,026	2,118	6,144	7,700	0	7,700
23-3051 FICA/MEDICARE TAXES	25,575	32,095	17,610	10,782	28,392	32,200	3,309	35,509
23-3052 WORKMEN'S COMPENSATION	835	1,100	692	0	692	863	72	935
23-3053 EMPLOYMENT TAXES	1,448	11,700	237	180	417	11,700	900	12,600
23-3054 RETIREMENT	52,234	59,553	36,069	19,731	55,800	60,000	6,402	66,402
23-3055 HEALTH INSURANCE	49,223	93,900	42,036	18,903	60,939	100,426	19,854	120,280
23-3056 LIFE INS	472	700	389	179	568	696	87	783
23-3057 DENTAL INSURANCE	3,351	5,700	2,902	1,341	4,243	6,218	1,144	7,362
23-3058 LONG-TERM DISABILITY	1,023	1,500	812	299	1,111	1,437	151	1,588
TOTAL SALARIES, WAGES & BENEFIT	482,407	625,268	328,716	192,353	521,069	634,870	77,922	712,792
SUPPLIES								
23-3502 POSTAGE	8	100	0	15	15	100	0	100
23-3503 OFFICE SUPPLIES	2,411	2,500	1,702	798	2,500	3,490	0	3,490
23-3504 WEARING APPAREL	1,350	2,500	870	1,600	2,470	2,500	0	2,500
23-3510 BOOKS AND PERIODICALS	196	200	0	150	150	200	0	200
23-3523 TOOLS/EQUIPMENT	1,461	1,600	1,175	300	1,475	2,400	0	2,400
TOTAL SUPPLIES	5,426	6,900	3,747	2,863	6,610	8,690	0	8,690
MAINTENANCE--EQUIPMENT								
23-4501 FURN.FIXT. & OFF.MACH.	0	1,800	1,492	0	1,492	1,800	5,000	6,800
23-4503 RADIO AND RADAR EQUIPMENT	0	1,250	0	0	0	1,250	0	1,250
23-4505 TELEPHONE MAINTENANCE	10,769	12,500	0	12,000	12,000	12,500	0	12,500
23-4599 MISCELLANEOUS EQUIPMENT	0	100	0	0	0	100	0	100
TOTAL MAINTENANCE--EQUIPMENT	10,769	15,650	1,492	12,000	13,492	15,650	5,000	20,650
SERVICES								
23-5012 PRINTING	0	100	0	20	20	100	0	100
23-5020 COMMUNICATIONS	4,466	4,500	2,792	1,400	4,192	4,500	0	4,500
23-5023 COMMUNICATIONS-EMERGY RSP. F	0	2,000	0	0	0	1,500	0	1,500
23-5024 RADIO USAGE FEES	1,082	13,700	662	200	862	2,000	0	2,000
23-5027 MEMBERSHIPS	344	1,000	339	200	539	1,000	0	1,000
23-5029 TRAVEL/TRAINING	3,946	6,000	2,307	3,600	5,907	4,000	0	4,000
TOTAL SERVICES	9,838	27,300	6,099	5,420	11,519	13,100	0	13,100
PROFESSIONAL SERVICES								
TOTAL								

DRAFT

CITY COUNCIL MEETING PACKET FOR SEPTEMBER 18, 2017

01 -GENERAL FUND
23-COMMUNICATIONS

	ACTUAL 2015-2016	ADOPTED BUDGET 2016-2017	CURRENT ACTIVITY ACTUAL Y-T-D	CURRENT ACTIVITY PROJECTED 2016-2017	CURRENT ACTIVITY TOTAL 2016-2017	PROPOSED BUDGET BASE 2017-2018	PROPOSED BUDGET SUPPLEMENTAL 2017-2018	PROPOSED BUDGET TOTAL 2017-2018
OTHER SERVICES								
23-6005 SURETY BONDS	386	526	184	200	384	600	0	600
TOTAL OTHER SERVICES	386	526	184	200	384	600	0	600
CAPITAL OUTLAY								
TOTAL								
INTERFUND ACTIVITY								
23-9772 TECHNOLOGY USER FEE	53,950	53,950	0	53,950	53,950	54,950	0	54,950
TOTAL INTERFUND ACTIVITY	53,950	53,950	0	53,950	53,950	54,950	0	54,950
TOTAL 23-COMMUNICATIONS	562,775	729,594	340,238	266,786	607,024	727,860	82,922	810,782

DRAFT

CITY COUNCIL MEETING PACKET FOR SEPTEMBER 18, 2017

01 -GENERAL FUND
25-FIRE DEPARTMENT

	ACTUAL 2015-2016	ADOPTED BUDGET 2016-2017	CURRENT ACTIVITY ACTUAL Y-T-D	CURRENT ACTIVITY PROJECTED 2016-2017	CURRENT ACTIVITY TOTAL 2016-2017	PROPOSED BUDGET BASE 2017-2018	PROPOSED BUDGET SUPPLEMENTAL 2017-2018	PROPOSED BUDGET TOTAL 2017-2018
SALARIES, WAGES & BENEFIT								
25-3001 SALARIES	385,996	392,669	244,185	133,342	377,527	406,898	14,594	421,492
25-3002 WAGES	114,024	136,284	65,527	38,216	103,743	136,284	16,483	152,767
25-3003 LONGEVITY	2,030	2,400	1,409	814	2,223	2,688	0	2,688
25-3007 OVERTIME	43,299	40,000	27,726	12,274	40,000	40,000	0	40,000
25-3010 INCENTIVES	5,722	5,700	4,395	498	4,893	5,640	0	5,640
25-3051 FICA/MEDICARE TAXES	40,126	44,100	26,352	14,164	40,516	45,200	2,338	47,538
25-3052 WORKMEN'S COMPENSATION	13,811	18,400	11,571	0	11,571	18,000	422	18,422
25-3053 EMPLOYMENT TAXES	2,081	7,200	818	378	1,196	7,200	0	7,200
25-3054 RETIREMENT	65,546	67,800	44,366	25,920	70,286	70,000	2,220	72,220
25-3055 HEALTH INSURANCE	82,936	91,800	54,199	26,947	81,146	96,793	0	96,793
25-3056 LIFE INS	459	600	306	153	459	522	0	522
25-3057 DENTAL INSURANCE	5,073	5,700	3,682	1,884	5,566	6,218	0	6,218
25-3058 LONG-TERM DISABILITY	1,644	1,700	1,129	572	1,701	1,800	0	1,800
25-3059 FIREFIGHTERS' RETIREMENT	21,836	26,000	22,843	0	22,843	26,000	0	26,000
TOTAL SALARIES, WAGES & BENEFIT	784,583	840,353	508,507	255,162	763,669	863,243	36,057	899,300
SUPPLIES								
25-3502 SHIPPING/FREIGHT CHARGES	93	200	7	150	157	200	0	200
25-3503 OFFICE SUPPLIES	4,862	4,500	4,936	1,064	6,000	5,499	0	5,499
25-3504 WEARING APPAREL	44,523	46,350	20,241	18,000	38,241	46,350	0	46,350
25-3505 FIRE PREVENTION MATERIALS	2,898	2,900	0	2,900	2,900	2,900	0	2,900
25-3508 FILM AND CAMERA SUPPLIES	10	50	0	0	0	50	0	50
25-3510 BOOKS AND PERIODICALS	887	1,150	0	1,150	1,150	1,150	0	1,150
25-3515 MEDICAL SUPPLIES	19,219	19,000	8,127	15,596	23,723	19,000	0	19,000
25-3517 JANITORIAL SUPPLIES	1,356	1,400	517	883	1,400	1,400	0	1,400
25-3520 FOOD	7,226	8,999	6,845	2,154	8,999	8,999	0	8,999
25-3523 TOOLS/EQUIPMENT	8,748	35,000	28,094	11,806	39,900	35,000	17,000	52,000
25-3524 FEMA SUPPLIES	3,709	0	0	0	0	0	0	0
25-3525 FEMA EQUIPMENT	1,495	0	0	0	0	0	0	0
TOTAL SUPPLIES	95,027	119,549	68,768	53,703	122,471	120,548	17,000	137,548
MAINTENANCE--EQUIPMENT								
25-4501 FURN, FIXT, & OFFICE EQPT.	2,524	3,800	1,625	2,175	3,800	4,700	0	4,700
25-4503 RADIO AND RADAR EQUIPMENT	13,784	2,500	398	500	898	2,500	0	2,500
25-4599 MAINTENANCE-MISC EQUIPMENT	15,052	39,249	17,790	21,459	39,249	34,749	0	34,749
TOTAL MAINTENANCE--EQUIPMENT	31,360	45,549	19,814	24,134	43,948	41,949	0	41,949
SERVICES								
25-5012 PRINTING	97	250	466	0	466	750	0	750
25-5014 MEDICAL EXPENSES	0	1,035	0	0	0	1,035	0	1,035
25-5020 COMMUNICATIONS	6,609	6,500	4,398	2,102	6,500	6,500	0	6,500
25-5024 RADIO USAGE FEES	12,750	15,000	7,438	7,562	15,000	15,000	0	15,000
25-5027 MEMBERSHIPS	1,465	3,115	1,705	700	2,405	3,115	0	3,115
25-5029 TRAVEL/TRAINING	14,196	15,000	2,898	2,000	4,898	15,000	0	15,000

DRAFT

CITY COUNCIL MEETING PACKET FOR SEPTEMBER 18, 2017

01 -GENERAL FUND
25-FIRE DEPARTMENT

	ACTUAL 2015-2016	ADOPTED BUDGET 2016-2017	CURRENT ACTIVITY ACTUAL Y-T-D	CURRENT ACTIVITY PROJECTED 2016-2017	CURRENT ACTIVITY TOTAL 2016-2017	PROPOSED BUDGET BASE 2017-2018	PROPOSED BUDGET SUPPLEMENTAL 2017-2018	PROPOSED BUDGET TOTAL 2017-2018
TOTAL SERVICES	35,117	40,900	16,905	12,364	29,269	41,400	0	41,400
SUNDRY								
25-5405 LICENSES/PERMITS	952	0	0	0	0	999	0	999
TOTAL SUNDRY	952	0	0	0	0	999	0	999
PROFESSIONAL SERVICES								
25-5508 MEDICAL AND OTHER WASTE-DISP	614	900	431	469	900	900	0	900
25-5512 ACCIDENT INSURANCE	4,594	5,300	4,594	0	4,594	5,300	0	5,300
25-5516 COLLECTION AGENCY FEES	40,479	46,000	44,278	16,722	61,000	46,000	15,000	61,000
TOTAL PROFESSIONAL SERVICES	45,688	52,200	49,302	17,191	66,493	52,200	15,000	67,200
OTHER SERVICES								
25-6005 SURETY BONDS	91	110	0	0	0	0	0	0
TOTAL OTHER SERVICES	91	110	0	0	0	0	0	0
CAPITAL OUTLAY								
25-6572 SPECIAL EQUIPMENT	3,852	0	0	0	0	0	0	0
TOTAL CAPITAL OUTLAY	3,852	0	0	0	0	0	0	0
INTERFUND ACTIVITY								
25-9772 TECHNOLOGY USER FEE	71,109	71,109	0	71,109	71,109	91,052	5,571	96,623
25-9781 EQUIP. PURCHASE CONTRIBUTION	85,905	85,905	0	85,905	85,905	0	19,600	19,600
25-9791 EQUIPMENT USER FEE	311,151	359,297	0	359,297	359,297	201,282	59,900	261,182
TOTAL INTERFUND ACTIVITY	468,165	516,311	0	516,311	516,311	292,334	85,071	377,405
TOTAL 25-FIRE DEPARTMENT	1,464,835	1,614,972	663,295	878,865	1,542,160	1,412,673	153,128	1,565,801

DRAFT

CITY COUNCIL MEETING PACKET FOR SEPTEMBER 18, 2017

01 -GENERAL FUND
30-PUBLIC WORKS

	ACTUAL 2015-2016	ADOPTED BUDGET 2016-2017	CURRENT ACTIVITY ACTUAL Y-T-D	CURRENT ACTIVITY PROJECTED 2016-2017	CURRENT ACTIVITY TOTAL 2016-2017	PROPOSED BUDGET BASE 2017-2018	PROPOSED BUDGET SUPPLEMENTAL 2017-2018	PROPOSED BUDGET TOTAL 2017-2018
SALARIES, WAGES & BENEFIT								
30-3001 SALARIES	132,608	135,800	87,456	48,708	136,164	142,492	0	142,492
30-3003 LONGEVITY	488	700	341	50	391	240	0	240
30-3007 OVERTIME	365	1,000	288	712	1,000	1,000	0	1,000
30-3051 FICA/MEDICARE TAXES	10,238	10,600	6,881	3,784	10,665	10,919	0	10,919
30-3052 WORKMEN'S COMPENSATION	2,352	3,100	1,949	0	1,949	2,632	0	2,632
30-3053 EMPLOYMENT TAXES	337	1,800	17	90	107	1,800	0	1,800
30-3054 RETIREMENT	20,751	21,400	14,737	6,926	21,663	22,138	0	22,138
30-3055 HEALTH INSURANCE	6,918	7,700	4,782	2,415	7,197	8,333	0	8,333
30-3056 LIFE INS	153	200	102	51	153	174	0	174
30-3057 DENTAL INSURANCE	819	1,000	590	301	891	994	0	994
30-3058 LONG-TERM DISABILITY	522	600	391	194	585	599	0	599
TOTAL SALARIES, WAGES & BENEFIT	175,553	183,900	117,533	63,231	180,764	191,321	0	191,321
SUPPLIES								
30-3502 POSTAGE/FREIGHT/DEL. FEE	0	100	32	68	100	100	0	100
30-3503 OFFICE SUPPLIES	995	1,200	205	995	1,200	1,200	0	1,200
30-3504 WEARING APPAREL	260	300	151	149	300	300	0	300
30-3510 BOOKS AND PERIODICALS	65	100	0	100	100	100	0	100
30-3520 FOOD	1,565	1,500	947	553	1,500	1,500	0	1,500
TOTAL SUPPLIES	2,885	3,200	1,334	1,865	3,199	3,200	0	3,200
MAINTENANCE--EQUIPMENT								
30-4501 FURNITURE AND EQUIPMENT	76	100	0	100	100	100	0	100
TOTAL MAINTENANCE--EQUIPMENT	76	100	0	100	100	100	0	100
SERVICES								
30-5012 PRINTING	231	400	26	374	400	400	0	400
30-5020 COMMUNICATIONS	4,813	4,900	2,413	2,487	4,900	4,900	0	4,900
30-5027 MEMBERSHIPS	180	350	350	0	350	350	0	350
30-5029 TRAVEL/TRAINING	166	2,000	873	1,127	2,000	2,000	0	2,000
30-5030 CAR ALLOWANCE	5,967	6,000	3,495	2,505	6,000	6,000	0	6,000
30-5035 MOVING ALLOWANCE	7,500	0	0	0	0	0	0	0
TOTAL SERVICES	18,857	13,650	7,157	6,493	13,650	13,650	0	13,650
PROFESSIONAL SERVICES								
30-5510 ENGINEERING SERVICES	8,300	10,000	9,240	760	10,000	10,000	0	10,000
30-5515 CONSULTANT SERVICES	382	10,000	0	10,000	10,000	10,000	0	10,000
30-5521 TEMPORARY AGENCY	6,379	0	0	0	0	0	0	0
TOTAL PROFESSIONAL SERVICES	15,061	20,000	9,240	10,760	20,000	20,000	0	20,000

DRAFT

CITY COUNCIL MEETING PACKET FOR SEPTEMBER 18, 2017

01 -GENERAL FUND
30-PUBLIC WORKS

	ACTUAL 2015-2016	ADOPTED BUDGET 2016-2017	CURRENT ACTIVITY ACTUAL Y-T-D	CURRENT ACTIVITY PROJECTED 2016-2017	CURRENT ACTIVITY TOTAL 2016-2017	PROPOSED BUDGET BASE 2017-2018	PROPOSED BUDGET SUPPLEMENTAL 2017-2018	PROPOSED BUDGET TOTAL 2017-2018
OTHER SERVICES								
TOTAL								
CAPITAL OUTLAY								
TOTAL								
INTERFUND ACTIVITY								
30-9772 TECHNOLOGY USER FEE	1,200	1,200	0	1,200	1,200	1,000	0	1,000
30-9791 EQUIPMENT USER FEE	2,800	2,800	0	2,800	2,800	0	0	0
TOTAL INTERFUND ACTIVITY	4,000	4,000	0	4,000	4,000	1,000	0	1,000
TOTAL 30-PUBLIC WORKS	216,432	224,850	135,264	86,449	221,713	229,271	0	229,271

DRAFT

CITY COUNCIL MEETING PACKET FOR SEPTEMBER 18, 2017

01 -GENERAL FUND
31-COMMUNITY DEVELOPMENT

	ACTUAL 2015-2016	ADOPTED BUDGET 2016-2017	CURRENT ACTIVITY ACTUAL Y-T-D	CURRENT ACTIVITY PROJECTED 2016-2017	CURRENT ACTIVITY TOTAL 2016-2017	PROPOSED BUDGET BASE 2017-2018	PROPOSED BUDGET SUPPLEMENTAL 2017-2018	PROPOSED BUDGET TOTAL 2017-2018
SALARIES, WAGES & BENEFIT								
31-3001 SALARIES	222,452	259,100	158,343	83,532	241,875	264,200	4,303	268,503
31-3003 LONGEVITY	1,071	1,400	758	415	1,173	1,536	0	1,536
31-3007 OVERTIME	3,318	1,000	1,604	596	2,200	1,000	0	1,000
31-3010 INCENTIVES	483	500	298	166	464	480	0	480
31-3051 FICA/MEDICARE TAXES	16,474	20,100	12,362	6,480	18,842	20,500	271	20,771
31-3052 WORKMEN'S COMPENSATION	759	1,100	880	220	1,100	1,054	0	1,054
31-3053 EMPLOYMENT TAXES	860	3,600	222	90	312	4,500	0	4,500
31-3054 RETIREMENT	34,166	40,700	26,327	13,138	39,465	41,500	613	42,113
31-3055 HEALTH INSURANCE	40,835	58,600	34,193	15,168	49,361	75,181	0	75,181
31-3056 LIFE INS	351	500	249	102	351	435	0	435
31-3057 DENTAL INSURANCE	2,344	3,500	2,202	995	3,197	4,426	0	4,426
31-3058 LONG-TERM DISABILITY	894	1,100	706	314	1,020	1,136	0	1,136
TOTAL SALARIES, WAGES & BENEFIT	324,007	391,200	238,143	121,216	359,359	415,948	5,187	421,135
SUPPLIES								
31-3503 OFFICE SUPPLIES	1,612	2,000	964	1,036	2,000	2,000	0	2,000
31-3504 WEARING APPAREL	388	900	192	708	900	900	0	900
31-3510 BOOKS AND PERIODICALS	277	1,500	699	801	1,500	1,500	0	1,500
31-3521 ANIMAL SHELTER	625	1,500	1,405	95	1,500	4,000	2,500	6,500
31-3523 TOOLS/EQUIPMENT	102	200	22	178	200	200	0	200
TOTAL SUPPLIES	3,004	6,100	3,282	2,818	6,100	8,600	2,500	11,100
MAINTENANCE--EQUIPMENT								
TOTAL								
SERVICES								
31-5008 ABATEMENT/SUBSTANDARD PROPER	0	100	0	100	100	100	0	100
31-5012 PRINTING	250	600	78	522	600	600	0	600
31-5020 COMMUNICATIONS	5,248	5,400	4,631	1,289	5,920	6,000	0	6,000
31-5027 MEMBERSHIPS	636	900	765	135	900	900	0	900
31-5029 TRAVEL/TRAINING	4,222	10,000	4,773	5,227	10,000	10,000	0	10,000
TOTAL SERVICES	10,356	17,000	10,248	7,273	17,521	17,600	0	17,600
SUNDRY								
TOTAL								
PROFESSIONAL SERVICES								
31-5515 CONSULTANT	59,434	12,000	3,457	8,543	12,000	12,000	0	12,000
TOTAL PROFESSIONAL SERVICES	59,434	12,000	3,457	8,543	12,000	12,000	0	12,000

DRAFT

CITY COUNCIL MEETING PACKET FOR SEPTEMBER 18, 2017

01 -GENERAL FUND
31-COMMUNITY DEVELOPMENT

	ACTUAL 2015-2016	ADOPTED BUDGET 2016-2017	CURRENT ACTIVITY ACTUAL Y-T-D	CURRENT ACTIVITY PROJECTED 2016-2017	CURRENT ACTIVITY TOTAL 2016-2017	PROPOSED BUDGET BASE 2017-2018	PROPOSED BUDGET SUPPLEMENTAL 2017-2018	PROPOSED BUDGET TOTAL 2017-2018
CAPITAL OUTLAY								
31-6571 OFFICE FURNITURE & EQUIPMENT	2,782	1,000	0	1,000	1,000	1,000	0	1,000
31-6574 COMPUTER SOFTWARE	0	12,000	0	0	0	0	0	0
TOTAL CAPITAL OUTLAY	2,782	13,000	0	1,000	1,000	1,000	0	1,000
INTERFUND ACTIVITY								
31-9772 TECHNOLOGY USER FEE	2,750	3,375	0	3,375	3,375	3,375	0	3,375
31-9791 EQUIPMENT USER FEE	6,000	6,000	0	6,000	6,000	6,000	0	6,000
TOTAL INTERFUND ACTIVITY	8,750	9,375	0	9,375	9,375	9,375	0	9,375
TOTAL 31-COMMUNITY DEVELOPMENT	408,333	448,675	255,129	150,225	405,354	464,523	7,687	472,210

DRAFT

CITY COUNCIL MEETING PACKET FOR SEPTEMBER 18, 2017

01 -GENERAL FUND
32-STREETS

	ACTUAL 2015-2016	ADOPTED BUDGET 2016-2017	CURRENT ACTIVITY ACTUAL Y-T-D	CURRENT ACTIVITY PROJECTED 2016-2017	CURRENT ACTIVITY TOTAL 2016-2017	PROPOSED BUDGET BASE 2017-2018	PROPOSED BUDGET SUPPLEMENTAL 2017-2018	PROPOSED BUDGET TOTAL 2017-2018
SALARIES, WAGES & BENEFIT								
32-3001 SALARIES	155,654	145,400	94,599	73,059	167,658	149,680	17,500	167,180
32-3003 LONGEVITY	2,278	2,400	1,439	814	2,253	2,544	0	2,544
32-3007 OVERTIME	3,259	5,000	1,824	3,176	5,000	5,000	0	5,000
32-3051 FICA/MEDICARE TAXES	11,794	11,700	7,496	5,894	13,390	12,028	0	12,028
32-3052 WORKMEN'S COMPENSATION	7,209	9,600	6,037	0	6,037	7,424	1	7,425
32-3053 EMPLOYMENT TAXES	690	2,700	26	0	26	2,700	0	2,700
32-3054 RETIREMENT	24,456	23,700	15,351	10,787	26,138	24,385	0	24,385
32-3055 HEALTH INSURANCE	30,378	43,000	27,875	17,466	45,341	46,919	1,561	48,480
32-3056 LIFE INS	204	300	166	128	294	261	0	261
32-3057 DENTAL	2,505	3,200	2,108	1,341	3,449	3,433	122	3,555
32-3058 LONG-TERM DISABILITY	598	700	407	204	611	639	0	639
TOTAL SALARIES, WAGES & BENEFIT	239,027	247,700	157,327	112,869	270,196	255,013	19,184	274,197
SUPPLIES								
32-3504 WEARING APPAREL	638	1,000	305	695	1,000	1,000	0	1,000
32-3523 TOOLS/EQUIPMENT	671	1,000	256	744	1,000	1,000	0	1,000
32-3534 PARTS AND MATERIALS	205	70,250	85,547	0	85,547	85,000	14,750	99,750
TOTAL SUPPLIES	1,514	72,250	86,107	1,439	87,546	87,000	14,750	101,750
MAINTENANCE--BLDGS, STRUC								
32-4002 STREET SIGNS	1,278	10,000	6,790	3,210	10,000	10,000	0	10,000
32-4003 STREET MAINTENANCE MAT'L	39,124	25,000	3,580	21,420	25,000	25,000	0	25,000
32-4004 SIDEWALK REPLACEMENT	3,676	6,000	1,063	4,937	6,000	6,000	0	6,000
TOTAL MAINTENANCE--BLDGS, STRUC	44,077	41,000	11,432	29,567	40,999	41,000	0	41,000
MAINTENANCE--EQUIPMENT								
32-4598 ORNMNTL STREET LIGHT MAIN	7,356	33,000	0	33,000	33,000	1,000	0	1,000
TOTAL MAINTENANCE--EQUIPMENT	7,356	33,000	0	33,000	33,000	1,000	0	1,000
SERVICES								
32-5016 STREET LIGHTING	211,291	210,000	113,845	96,155	210,000	210,000	0	210,000
32-5020 COMMUNICATIONS	5,830	5,900	3,903	1,200	5,103	5,900	0	5,900
TOTAL SERVICES	217,121	215,900	117,748	97,355	215,103	215,900	0	215,900
PROFESSIONAL SERVICES								
32-5507 MOSQUITO SPRAYING	15,507	18,000	5,225	12,775	18,000	18,000	0	18,000
32-5515 CONSULTANT SERVICES	61,675	405,000	220,681	184,319	405,000	0	0	0
TOTAL PROFESSIONAL SERVICES	77,182	423,000	225,906	197,094	423,000	18,000	0	18,000
CAPITAL OUTLAY								
32-6572 SPECIAL EQUIPMENT	13,899	0	0	0	0	0	0	0
TOTAL CAPITAL OUTLAY	13,899	0	0	0	0	0	0	0

DRAFT

CITY COUNCIL MEETING PACKET FOR SEPTEMBER 18, 2017

01 -GENERAL FUND
32-STREETS

	ACTUAL 2015-2016	ADOPTED BUDGET 2016-2017	CURRENT ACTIVITY ACTUAL Y-T-D	CURRENT ACTIVITY PROJECTED 2016-2017	CURRENT ACTIVITY TOTAL 2016-2017	PROPOSED BUDGET BASE 2017-2018	PROPOSED BUDGET SUPPLEMENTAL 2017-2018	PROPOSED BUDGET TOTAL 2017-2018
INTERFUND ACTIVITY								
32-9772 TECHNOLOGY USER FEE	750	750	0	750	750	750	0	750
32-9781 EQUIPMENT PURCHASE CONTRIBUT	0	90,000	0	0	0	0	0	0
32-9791 EQUIPMENT USER FEE	11,646	23,146	0	7,000	7,000	7,000	0	7,000
TOTAL INTERFUND ACTIVITY	12,396	113,896	0	7,750	7,750	7,750	0	7,750
TOTAL 32-STREETS	612,573	1,146,746	598,520	479,074	1,077,594	625,663	33,934	659,597

DRAFT

CITY COUNCIL MEETING PACKET FOR SEPTEMBER 18, 2017

01 -GENERAL FUND
33-BUILDING MAINTENANCE

	ACTUAL 2015-2016	ADOPTED BUDGET 2016-2017	CURRENT ACTIVITY ACTUAL Y-T-D	CURRENT ACTIVITY PROJECTED 2016-2017	CURRENT ACTIVITY TOTAL 2016-2017	PROPOSED BUDGET BASE 2017-2018	PROPOSED BUDGET SUPPLEMENTAL 2017-2018	PROPOSED BUDGET TOTAL 2017-2018
SALARIES, WAGES & BENEFIT								
33-3001 SALARIES	33,748	34,300	21,225	12,062	33,287	35,300	12,800	48,100
33-3003 LONGEVITY	508	600	335	199	534	700	0	700
33-3007 OVERTIME	1,088	5,000	418	4,582	5,000	5,000	0	5,000
33-3051 FICA/MEDICARE TAXES	2,415	3,100	1,528	1,288	2,816	3,200	949	4,149
33-3052 WORKMEN'S COMPENSATION	911	1,300	818	0	818	1,100	310	1,410
33-3053 EMPLOYMENT TAXES	179	900	9	0	9	900	0	900
33-3054 RETIREMENT	5,317	6,200	3,539	2,538	6,077	6,400	2,015	8,415
33-3055 HEALTH INSURANCE	13,382	12,600	13,098	6,624	19,722	22,853	0	22,853
33-3056 LIFE INS	77	100	51	26	77	100	0	100
33-3057 DENTAL	933	1,100	677	347	1,024	1,200	0	1,200
33-3058 LONG-TERM DISABILITY	140	200	95	49	144	200	36	236
TOTAL SALARIES, WAGES & BENEFIT	58,698	65,400	41,793	27,715	69,508	76,953	16,110	93,063
SUPPLIES								
33-3504 WEARING APPAREL	0	300	0	300	300	300	0	300
33-3517 JANITORIAL SUPPLIES	5,698	6,800	2,951	3,849	6,800	6,800	0	6,800
33-3523 TOOLS/EQUIPMENT	570	800	259	541	800	800	0	800
TOTAL SUPPLIES	6,268	7,900	3,209	4,690	7,899	7,900	0	7,900
MAINTENANCE--BLDGS, STRUC								
33-4001 MAINTENANCE-BLDG & GROUNDS	87,567	40,550	25,524	15,026	40,550	40,550	9,750	50,300
33-4002 MAINT-INSURED REPAIRS	1,700	0	35,289	0	35,289	0	0	0
TOTAL MAINTENANCE--BLDGS, STRUC	89,267	40,550	60,813	15,026	75,839	40,550	9,750	50,300
SERVICES								
33-5017 UTILITIES	100,973	125,000	49,980	75,020	125,000	125,000	(10,710)	114,290
TOTAL SERVICES	100,973	125,000	49,980	75,020	125,000	125,000	(10,710)	114,290
PROFESSIONAL SERVICES								
33-5521 PEST CONTROL SERVICES	1,305	1,100	395	705	1,100	1,500	0	1,500
TOTAL PROFESSIONAL SERVICES	1,305	1,100	395	705	1,100	1,500	0	1,500
CAPITAL OUTLAY								
33-6580 BLDG & GROUND IMPROVEMENT	0	121,500	73,991	47,509	121,500	0	150,000	150,000
33-6598 FURN. & EQUIPMENT	16,741	0	0	0	0	0	0	0
TOTAL CAPITAL OUTLAY	16,741	121,500	73,991	47,509	121,500	0	150,000	150,000
INTERFUND ACTIVITY								
33-9791 EQUIPMENT USER FEE	2,200	2,200	0	2,200	2,200	2,200	0	2,200
TOTAL INTERFUND ACTIVITY	2,200	2,200	0	2,200	2,200	2,200	0	2,200
TOTAL 33-BUILDING MAINTENANCE	275,451	363,650	230,182	172,865	403,047	254,103	165,150	419,253

DRAFT

CITY COUNCIL MEETING PACKET FOR SEPTEMBER 18, 2017

01 -GENERAL FUND
35-SOLID WASTE

	ACTUAL 2015-2016	ADOPTED BUDGET 2016-2017	CURRENT ACTIVITY ACTUAL Y-T-D	CURRENT ACTIVITY PROJECTED 2016-2017	CURRENT ACTIVITY TOTAL 2016-2017	PROPOSED BUDGET BASE 2017-2018	PROPOSED BUDGET SUPPLEMENTAL 2017-2018	PROPOSED BUDGET TOTAL 2017-2018
SALARIES, WAGES & BENEFIT TOTAL								
PROFESSIONAL SERVICES								
35-5508 SOLID WASTECOLLECTION SERVIC	304,428	333,123	180,703	152,420	333,123	334,020	6,469	340,489
35-5509 STORM CLEAN-UP-DEBRIS REMOVA	180,856	2,000	0	2,000	2,000	2,900	0	2,900
35-5519 RECYCLING PROGRAM	88,302	90,938	52,101	38,837	90,938	91,800	1,379	93,179
TOTAL PROFESSIONAL SERVICES	573,586	426,061	232,804	193,257	426,061	428,720	7,848	436,568
TOTAL 35-SOLID WASTE	573,586	426,061	232,804	193,257	426,061	428,720	7,848	436,568

DRAFT

CITY COUNCIL MEETING PACKET FOR SEPTEMBER 18, 2017

01 -GENERAL FUND
36-FLEET SERVICES

	ACTUAL 2015-2016	ADOPTED BUDGET 2016-2017	CURRENT ACTIVITY ACTUAL Y-T-D	CURRENT ACTIVITY PROJECTED 2016-2017	CURRENT ACTIVITY TOTAL 2016-2017	PROPOSED BUDGET BASE 2017-2018	PROPOSED BUDGET SUPPLEMENTAL 2017-2018	PROPOSED BUDGET TOTAL 2017-2018
SALARIES, WAGES & BENEFIT								
36-3001 SALARIES	100,204	101,700	63,968	35,639	99,607	106,300	9,000	115,300
36-3003 LONGEVITY	714	900	482	283	765	1,000	0	1,000
36-3007 OVERTIME	4,806	5,000	537	4,463	5,000	5,000	0	5,000
36-3010 INCENTIVES	603	600	373	208	581	600	0	600
36-3051 FICA/MEDICARE TAXES	7,897	8,300	5,115	3,105	8,220	8,700	700	9,400
36-3052 WORKMEN'S COMPENSATION	2,125	2,700	1,698	0	1,698	2,200	100	2,300
36-3053 EMPLOYMENT TAXES	346	1,800	17	0	17	1,800	0	1,800
36-3054 RETIREMENT	16,088	16,800	10,600	5,683	16,283	17,500	1,400	18,900
36-3055 HEALTH INSURANCE	16,399	18,200	11,349	5,734	17,083	19,782	0	19,782
36-3056 LIFE INS	153	200	102	51	153	200	0	200
36-3057 DENTAL	1,342	1,500	972	497	1,469	1,700	0	1,700
36-3058 LONG-TERM DISABILITY	417	500	287	143	430	500	0	500
TOTAL SALARIES, WAGES & BENEFIT	151,093	158,200	95,500	55,806	151,306	165,282	11,200	176,482
SUPPLIES								
36-3503 OFFICE SUPPLIES	0	500	129	371	500	500	0	500
36-3504 WEARING APPAREL	812	900	304	596	900	900	0	900
36-3510 MANUALS AND PERIODICALS	0	1,000	0	1,000	1,000	1,000	0	1,000
36-3514 FUEL AND OIL	108,824	130,000	65,404	64,596	130,000	130,000	0	130,000
36-3523 TOOLS/EQUIPMENT	1,766	1,900	346	1,554	1,900	1,900	0	1,900
36-3529 VEHICLE REPAIR PARTS	34,623	35,700	16,349	19,351	35,700	35,900	4,300	40,200
36-3535 SHOP SUPPLIES	3,055	2,800	1,886	914	2,800	2,800	0	2,800
TOTAL SUPPLIES	149,079	172,800	84,418	88,382	172,800	173,000	4,300	177,300
MAINTENANCE--EQUIPMENT								
36-4520 AUTO REPAIR/OUTSOURCED	33,667	35,900	40,793	15,107	55,900	35,900	19,100	55,000
TOTAL MAINTENANCE--EQUIPMENT	33,667	35,900	40,793	15,107	55,900	35,900	19,100	55,000
SERVICES								
36-5020 COMMUNICATIONS	1,497	2,000	891	300	1,191	2,000	0	2,000
36-5027 MEMBERSHIP	125	700	89	611	700	700	0	700
36-5029 TRAVEL/TRAINING	1,854	1,700	935	765	1,700	2,300	0	2,300
TOTAL SERVICES	3,476	4,400	1,915	1,676	3,591	5,000	0	5,000
SUNDRY								
36-5405 LICENSES/PERMITS	421	400	615	100	715	750	0	750
TOTAL SUNDRY	421	400	615	100	715	750	0	750
OTHER SERVICES								
TOTAL								

DRAFT

CITY COUNCIL MEETING PACKET FOR SEPTEMBER 18, 2017

01 -GENERAL FUND
36-FLEET SERVICES

	ACTUAL 2015-2016	ADOPTED BUDGET 2016-2017	CURRENT ACTIVITY ACTUAL Y-T-D	CURRENT ACTIVITY PROJECTED 2016-2017	CURRENT ACTIVITY TOTAL 2016-2017	PROPOSED BUDGET BASE 2017-2018	PROPOSED BUDGET SUPPLEMENTAL 2017-2018	PROPOSED BUDGET TOTAL 2017-2018
CAPITAL OUTLAY								
36-6572 SPECIAL EQUIPMENT	0	7,160	6,547	613	7,160	7,160	0	7,160
36-6574 COMPUTER SOFTWARE	0	1,500	1,608	0	1,608	1,650	0	1,650
TOTAL CAPITAL OUTLAY	0	8,660	8,155	613	8,768	8,810	0	8,810
INTERFUND ACTIVITY								
36-9772 TECHNOLOGY USER FEE	500	500	0	500	500	500	500	1,000
TOTAL INTERFUND ACTIVITY	500	500	0	500	500	500	500	1,000
TOTAL 36-FLEET SERVICES	338,235	380,860	231,396	162,184	393,580	389,242	35,100	424,342

DRAFT

CITY COUNCIL MEETING PACKET FOR SEPTEMBER 18, 2017

01 -GENERAL FUND
39-PARKS & RECREATION

	ACTUAL 2015-2016	ADOPTED BUDGET 2016-2017	CURRENT ACTIVITY ACTUAL Y-T-D	CURRENT ACTIVITY PROJECTED 2016-2017	CURRENT ACTIVITY TOTAL 2016-2017	PROPOSED BUDGET BASE 2017-2018	PROPOSED BUDGET SUPPLEMENTAL 2017-2018	PROPOSED BUDGET TOTAL 2017-2018
SALARIES, WAGES & BENEFIT								
39-3001 SALARIES	270,690	293,401	174,312	95,220	269,532	304,044	74,650	378,694
39-3002 WAGES	27,920	49,824	2,294	47,530	49,824	49,824	0	49,824
39-3003 LONGEVITY	2,324	2,900	1,570	897	2,467	3,200	624	3,824
39-3007 OVERTIME	561	1,800	465	1,335	1,800	1,800	0	1,800
39-3051 FICA/MEDICARE TAXES	21,195	26,700	12,991	11,091	24,082	27,500	5,710	33,210
39-3052 WORKMEN'S COMPENSATION	6,830	8,700	5,471	0	5,471	6,800	690	7,490
39-3053 EMPLOYMENT TAXES	1,260	9,900	753	2,000	2,753	9,900	900	10,800
39-3054 RETIREMENT	41,636	46,300	28,543	13,643	42,186	48,000	11,613	59,613
39-3055 HEALTH INSURANCE	77,112	105,900	48,823	58,005	106,828	111,794	8,695	120,489
39-3056 LIFE INS	549	700	370	179	549	700	87	787
39-3057 DENTAL	4,926	6,600	3,326	1,839	5,165	7,300	497	7,797
39-3058 LONG-TERM DISABILITY	1,089	1,300	766	383	1,149	1,300	387	1,687
TOTAL SALARIES, WAGES & BENEFIT	456,091	554,025	279,684	232,122	511,806	572,162	103,853	676,015
SUPPLIES								
39-3504 WEARING APPAREL	1,337	2,240	1,375	865	2,240	2,240	0	2,240
39-3506 CHEMICALS	912	1,000	111	889	1,000	1,000	0	1,000
39-3523 TOOLS/EQUIPMENT	10,230	7,300	3,771	3,529	7,300	7,300	0	7,300
39-3531 RECREATION & EVENTS	11,681	13,000	3,560	8,560	12,120	13,000	0	13,000
39-3534 EQUIP REPAIR PARTS	2,915	3,000	1,907	1,093	3,000	3,000	0	3,000
39-3536 LANDSCAPING MATERIALS	7,272	10,000	8,282	1,718	10,000	10,000	0	10,000
TOTAL SUPPLIES	34,346	36,540	19,005	16,654	35,659	36,540	0	36,540
MAINTENANCE--BLDGS, STRUC								
39-4007 POOL MAINTENANCE	47,724	16,250	5,845	10,405	16,250	17,250	1,500	18,750
39-4008 PARK MAINTENANCE	16,674	12,000	4,930	7,070	12,000	12,000	3,000	15,000
TOTAL MAINTENANCE--BLDGS, STRUC	64,398	28,250	10,775	17,475	28,250	29,250	4,500	33,750
MAINTENANCE--EQUIPMENT								
TOTAL								
SERVICES								
39-5020 COMMUNICATIONS	2,594	2,661	900	1,761	2,661	2,661	0	2,661
39-5029 TRAVEL/TRAINING	1,048	1,100	1,522	0	1,522	1,600	0	1,600
TOTAL SERVICES	3,642	3,761	2,423	1,761	4,184	4,261	0	4,261
CAPITAL OUTLAY								
39-6516 PARKS & LANDSCAPING PROJS	44,008	105,000	9,601	95,399	105,000	0	65,000	65,000
39-6598 MISCELLANEOUS EQUIPMENT	6,400	0	0	0	0	0	10,000	10,000
TOTAL CAPITAL OUTLAY	50,408	105,000	9,601	95,399	105,000	0	75,000	75,000

DRAFT

CITY COUNCIL MEETING PACKET FOR SEPTEMBER 18, 2017

01 -GENERAL FUND
39-PARKS & RECREATION

	ACTUAL 2015-2016	ADOPTED BUDGET 2016-2017	CURRENT ACTIVITY ACTUAL Y-T-D	CURRENT ACTIVITY PROJECTED 2016-2017	CURRENT ACTIVITY TOTAL 2016-2017	PROPOSED BUDGET BASE 2017-2018	PROPOSED BUDGET SUPPLEMENTAL 2017-2018	PROPOSED BUDGET TOTAL 2017-2018
INTERFUND ACTIVITY								
39-9772 TECHNOLOGY USER FEE	625	625	0	625	625	625	0	625
39-9791 EQUIPMENT USER FEE	14,000	14,500	0	7,000	7,000	11,300	0	11,300
TOTAL INTERFUND ACTIVITY	14,625	15,125	0	7,625	7,625	11,925	0	11,925
TOTAL 39-PARKS & RECREATION	623,509	742,701	321,488	371,036	692,524	654,138	183,353	837,491
**** TOTAL FUND EXPENSES ****	12,638,584	11,109,770	6,358,540	5,548,002	11,906,542	11,534,428	5,194,081	16,728,509
REVENUE OVER/(UNDER) EXPENDITURES	1,750,365	1,256,821	4,962,396	(2,114,403)	2,847,993	2,571,210	(4,985,212)	(2,414,002)
PROJECTED ENDING FUND BALANCE	9,527,220	10,784,041			12,375,213	14,946,423		9,961,211

** END OF REPORT **

DRAFT

CITY COUNCIL MEETING PACKET FOR SEPTEMBER 18, 2017

BUDGET PLANNING REPORT
AS OF: MAY 31ST, 2017

02 -UTILITY FUND
REVENUES

	ACTUAL 2015-2016	ADOPTED BUDGET 2016-2017	CURRENT ACTIVITY ACTUAL Y-T-D	CURRENT ACTIVITY PROJECTED 2016-2017	CURRENT ACTIVITY TOTAL 2016-2017	PROPOSED BUDGET BASE 2017-2018	PROPOSED BUDGET SUPPLEMENTAL 2017-2018	PROPOSED BUDGET TOTAL 2017-2018
BEGINNING FUND BALANCE	9,706,435	10,558,225			10,558,225	9,989,901		9,989,901
FEES & CHARGES FOR SERVIC								
40-8541 WATER SERVICE	2,726,240	2,700,000	1,809,215	1,000,000	2,809,215	2,850,000	0	2,850,000
40-8542 SEWER SERVICE	1,265,546	1,300,000	885,642	450,000	1,335,642	1,350,000	0	1,350,000
40-8543 WATER SERVICE-INCREASE	35,333	0	11,851	0	11,851	0	0	0
40-8544 SEWER SERVICE-INCREASE	0	0	0	6,000	6,000	0	0	0
40-8545 WATER AUTHORITY FEE	12,040	40,000	6,952	1,000	7,952	15,000	0	15,000
40-8546 CREDIT CARD FEES	3,148	2,000	4,194	0	4,194	3,000	0	3,000
TOTAL FEES & CHARGES FOR SERVIC	4,042,307	4,042,000	2,717,854	1,457,000	4,174,854	4,218,000	0	4,218,000
INTEREST EARNED								
40-9601 INTEREST EARNED	12,411	10,000	15,425	10,000	25,425	20,000	0	20,000
TOTAL INTEREST EARNED	12,411	10,000	15,425	10,000	25,425	20,000	0	20,000
INTERFUND ACTIVITY								
TOTAL								
MISCELLANEOUS REVENUE								
40-9840 PENALTIES & ADJUSTMENTS	49,618	25,000	20,580	8,000	28,580	25,000	0	25,000
40-9899 MISCELLANEOUS	218,388	25,000	16,032	5,000	21,032	25,000	0	25,000
TOTAL MISCELLANEOUS REVENUE	268,006	50,000	36,612	13,000	49,612	50,000	0	50,000
OTHER AGENCY REVENUES								
40-9904 TXDOT-REIMBURSEMENT	168,969	0	0	0	0	0	0	0
TOTAL OTHER AGENCY REVENUES	168,969	0	0	0	0	0	0	0
**** TOTAL REVENUE ****	4,491,693	4,102,000	2,769,891	1,480,000	4,249,891	4,288,000	0	4,288,000
**** TOTAL FUNDS AVAIL ****	14,198,127	14,660,225			14,808,116	14,277,901		14,277,901

DRAFT

CITY COUNCIL MEETING PACKET FOR SEPTEMBER 18, 2017

02 -UTILITY FUND
45-WATER & SEWER

	ACTUAL 2015-2016	ADOPTED BUDGET 2016-2017	CURRENT ACTIVITY ACTUAL Y-T-D	CURRENT ACTIVITY PROJECTED 2016-2017	CURRENT ACTIVITY TOTAL 2016-2017	PROPOSED BUDGET BASE 2017-2018	PROPOSED BUDGET SUPPLEMENTAL 2017-2018	PROPOSED BUDGET TOTAL 2017-2018
SALARIES, WAGES & BENEFIT								
45-3001 SALARIES	193,491	177,800	103,666	58,977	162,643	177,100	17,800	194,900
45-3003 LONGEVITY	2,772	2,000	1,065	615	1,680	2,100	0	2,100
45-3007 OVERTIME	43,025	24,500	22,508	1,992	24,500	24,500	0	24,500
45-3051 FICA/MEDICARE TAXES	16,302	15,700	9,778	4,711	14,489	15,600	1,400	17,000
45-3052 WORKMEN'S CONPENSATION	4,932	6,600	4,150	0	4,150	5,200	500	5,700
45-3053 EMPLOYMENT TAXES	967	5,400	341	5,059	5,400	5,400	0	5,400
45-3054 RETIREMENT	36,672	31,300	20,440	8,622	29,062	31,200	2,700	33,900
45-3055 HEALTH INSURANCE	60,616	60,100	39,306	20,528	59,834	70,823	0	70,823
45-3056 LIFE INS	370	500	249	128	377	500	0	500
45-3057 DENTAL	3,843	5,200	2,543	1,341	3,884	5,800	0	5,800
45-3058 LONG-TERM DISABILITY	671	800	444	238	682	800	100	900
TOTAL SALARIES, WAGES & BENEFIT	363,663	329,900	204,491	102,211	306,702	339,023	22,500	361,523
SUPPLIES								
45-3500 PENSION EXPENSE	29,246	0	0	0	0	0	0	0
45-3502 POSTAGE/FREIGHT/DEL. FEE	11,486	14,000	6,549	7,451	14,000	14,000	0	14,000
45-3503 OFFICE SUPPLIES	1,736	3,100	781	2,319	3,100	3,100	0	3,100
45-3504 WEARING APPAREL	1,563	2,000	672	1,328	2,000	2,000	0	2,000
45-3506 CHEMICALS	7,489	9,000	8,554	5,446	14,000	9,000	5,000	14,000
45-3510 BOOKS & PERIODICALS	0	600	0	600	600	600	0	600
45-3523 TOOLS/EQUIPMENT	2,124	2,000	925	1,075	2,000	2,000	0	2,000
45-3534 PARTS AND MATERIALS	371	1,200	599	601	1,200	1,200	0	1,200
45-3535 SHOP SUPPLIES	303	500	164	336	500	500	0	500
TOTAL SUPPLIES	54,319	32,400	18,244	19,156	37,400	32,400	5,000	37,400
MAINTENANCE--BLDGS, STRUC								
45-4001 BUILDINGS AND GROUNDS	1,810	4,000	717	3,283	4,000	4,000	0	4,000
45-4041 WATER SYSTEM MAINTENANCE	26,627	30,000	10,290	19,710	30,000	30,000	0	30,000
45-4042 SEWER SYSTEM MAINTENANCE	2,864	10,000	1,601	8,399	10,000	10,000	0	10,000
45-4043 WATER PLANTS MAINTENANCE	14,904	17,000	8,803	8,198	17,001	17,000	0	17,000
45-4044 LIFT STATIONS MAINTENANCE	3,747	16,000	12,333	3,667	16,000	16,000	0	16,000
45-4045 SEWER PLANT MAINTENANCE	25,529	45,000	13,788	31,212	45,000	45,000	0	45,000
TOTAL MAINTENANCE--BLDGS, STRUC	75,481	122,000	47,533	74,469	122,002	122,000	0	122,000
MAINTENANCE--EQUIPMENT								
45-4504 COMPUTER SOFTWARE	7,443	5,300	5,402	800	6,202	6,200	0	6,200
TOTAL MAINTENANCE--EQUIPMENT	7,443	5,300	5,402	800	6,202	6,200	0	6,200
SERVICES								
45-5012 PRINTING	4,904	1,750	820	930	1,750	1,800	0	1,800
45-5015 LAB TESTS	17,975	23,400	11,953	11,447	23,400	23,400	0	23,400
45-5017 UTILITIES	144,486	140,000	76,472	63,528	140,000	140,000	0	140,000
45-5019 W.O.B. DISPOSAL-O&M CONTR	380,712	500,000	193,817	306,183	500,000	500,000	0	500,000
45-5020 COMMUNICATIONS	5,736	9,511	4,300	5,211	9,511	9,511	0	9,511

DRAFT

CITY COUNCIL MEETING PACKET FOR SEPTEMBER 18, 2017

BUDGET PLANNING REPORT
AS OF: MAY 31ST, 2017

02 -UTILITY FUND
45-WATER & SEWER

	ACTUAL 2015-2016	ADOPTED BUDGET 2016-2017	CURRENT ACTIVITY ACTUAL Y-T-D	CURRENT ACTIVITY PROJECTED 2016-2017	CURRENT ACTIVITY TOTAL 2016-2017	PROPOSED BUDGET BASE 2017-2018	PROPOSED BUDGET SUPPLEMENTAL 2017-2018	PROPOSED BUDGET TOTAL 2017-2018
45-5022 RENTAL OF EQUIPMENT	0	500	0	500	500	500	0	500
45-5025 PUBLIC NOTICES	0	800	0	800	800	800	0	800
45-5027 MEMBERSHIPS	586	1,000	497	503	1,000	1,000	0	1,000
45-5029 TRAVEL/TRAINING	3,230	15,100	7,818	7,282	15,100	15,100	0	15,100
TOTAL SERVICES	557,628	692,061	295,677	396,384	692,061	692,111	0	692,111
SUNDRY								
45-5405 PERMITS, FEES, CREDIT CD FEE	18,269	19,500	21,401	1,000	22,401	20,400	0	20,400
45-5411 WATER-PURCHASED	1,485,377	1,608,914	829,636	779,278	1,608,914	1,609,000	0	1,609,000
45-5412 WATER AUTHORITY FEES	34,978	40,000	6,986	33,014	40,000	40,000	0	40,000
45-5499 DEPRECIATION EXPENSE	422,547	0	0	0	0	0	0	0
TOTAL SUNDRY	1,961,172	1,668,414	858,023	813,292	1,671,315	1,669,400	0	1,669,400
PROFESSIONAL SERVICES								
45-5501 AUDITS/CONTRACTS/STUDIES	0	10,000	0	10,000	10,000	10,000	0	10,000
45-5510 ENGINEERING SERVICES	30,100	150,000	950	149,050	150,000	150,000	0	150,000
45-5515 CONSULTANT SERVICES	26,613	260,000	152,651	107,349	260,000	260,000	0	260,000
TOTAL PROFESSIONAL SERVICES	56,713	420,000	153,601	266,399	420,000	420,000	0	420,000
OTHER SERVICES								
45-6001 INSURANCE-VEHICLES	9,377	9,800	9,430	370	9,800	9,800	0	9,800
45-6003 LIABILITY-FIRE & CASUALTY	5,786	9,000	7,393	1,607	9,000	9,000	0	9,000
TOTAL OTHER SERVICES	15,163	18,800	16,823	1,977	18,800	18,800	0	18,800
CAPITAL OUTLAY								
45-6572 SPECIAL EQUIPMENT	0	66,000	0	66,000	66,000	0	0	0
TOTAL CAPITAL OUTLAY	0	66,000	0	66,000	66,000	0	0	0
CAPITAL IMPROVEMENTS								
45-7080 MISC.	(22,607)	0	0	0	0	0	0	0
TOTAL CAPITAL IMPROVEMENTS	(22,607)	0	0	0	0	0	0	0
INTERFUND ACTIVITY								
45-9751 TRANSFER TO GENERAL FUND	460,000	470,000	0	470,000	470,000	550,000	0	550,000
45-9753 TRANSFER TO DEBT SERVICE FUN	93,632	92,413	0	92,413	92,413	91,530	0	91,530
45-9772 TECHNOLOGY USER FEE	500	750	0	750	750	750	0	750
45-9781 EQUIPMENT PURCHASE CONTRIBUT	0	155,000	0	65,000	65,000	0	0	0
45-9791 EQUIPMENT USER FEE	12,500	33,800	0	19,500	19,500	19,500	0	19,500
TOTAL INTERFUND ACTIVITY	566,632	751,963	0	647,663	647,663	661,780	0	661,780
TOTAL 45-WATER & SEWER	3,635,607	4,106,838	1,599,794	2,388,351	3,988,145	3,961,714	27,500	3,989,214

DRAFT

CITY COUNCIL MEETING PACKET FOR SEPTEMBER 18, 2017

BUDGET PLANNING REPORT
AS OF: MAY 31ST, 2017

02 -UTILITY FUND
46-UTILITY CAPITAL PROJEC

	ACTUAL 2015-2016	ADOPTED BUDGET 2016-2017	CURRENT ACTIVITY ACTUAL Y-T-D	CURRENT ACTIVITY PROJECTED 2016-2017	CURRENT ACTIVITY TOTAL 2016-2017	PROPOSED BUDGET BASE 2017-2018	PROPOSED BUDGET SUPPLEMENTAL 2017-2018	PROPOSED BUDGET TOTAL 2017-2018
CAPITAL IMPROVEMENTS								
46-7012 METER REPLACEMENT	4,296	250,000	138,313	111,687	250,000	250,000	0	250,000
46-7032 TELEVISING SEWER LINES	0	50,000	24,900	25,100	50,000	0	0	0
46-7064 CASTLEBRIDGE WWTP	(0)	670,000	55,070	0	55,070	200,000	0	200,000
46-7072 WATER PLANT - SEATTLE	0	150,000	32,464	117,536	150,000	200,000	0	200,000
46-7080 AUTOCNTRL-SCADA	0	70,000	5,000	65,000	70,000	100,000	0	100,000
46-7084 PHILIPPINE LIFT STATION	0	0	0	0	0	20,000	0	20,000
46-7087 SEWER REHABILITATION	0	0	0	0	0	500,000	0	500,000
46-7091 WHITEOAK BAYOU REHABILITATIO	0	0	0	0	0	596,000	0	596,000
46-7094 CASTLEBRIDGE CLARIFIER RE/LI	0	210,000	100,000	110,000	210,000	100,000	0	100,000
46-7095 VILLAGE WATER PUMP UPGRADE	0	0	0	0	0	80,000	0	80,000
46-7096 VILLAGE - WATER PLANT	0	100,000	0	0	0	275,000	0	275,000
46-7100 WATER PLANT - WEST ROAD	0	150,000	0	0	0	0	0	0
46-7101 LIGHTS PROJECT - WATER PLANT	0	45,000	0	45,000	45,000	100,000	0	100,000
46-7107 SEATTLE WATER PLANT-CL2/CHLO	0	0	0	0	0	100,000	0	100,000
46-7108 GROUND STORAGE TANK-SEATTLE	0	150,000	0	0	0	0	0	0
46-7126 REHAB - REPAIR STORM WAT LIN	0	0	0	0	0	200,000	0	200,000
46-7127 CONGO MAINTENANCE	0	0	0	0	0	25,000	0	25,000
46-7128 VILLAGE WATER PLANT GENERATO	0	0	0	0	0	150,000	0	150,000
TOTAL CAPITAL IMPROVEMENTS	4,296	1,845,000	355,747	474,323	830,070	2,896,000	0	2,896,000
TOTAL 46-UTILITY CAPITAL PROJEC	4,296	1,845,000	355,747	474,323	830,070	2,896,000	0	2,896,000

DRAFT

CITY COUNCIL MEETING PACKET FOR SEPTEMBER 18, 2017

02 -UTILITY FUND
47-UTILITY DEBT SERVICE

	ACTUAL 2015-2016	ADOPTED BUDGET 2016-2017	CURRENT ACTIVITY ACTUAL Y-T-D	CURRENT ACTIVITY PROJECTED 2016-2017	CURRENT ACTIVITY TOTAL 2016-2017	PROPOSED BUDGET BASE 2017-2018	PROPOSED BUDGET SUPPLEMENTAL 2017-2018	PROPOSED BUDGET TOTAL 2017-2018
OTHER SERVICES								
TOTAL								
DEBT SERVICE								
TOTAL								
TOTAL								
**** TOTAL FUND EXPENSES ****	3,639,903	5,951,838	1,955,541	2,862,674	4,818,215	6,857,714	27,500	6,885,214
REVENUE OVER/(UNDER) EXPENDITURES	851,790	(1,849,838)	814,350	(1,382,674)	(568,324)	(2,569,714)	(27,500)	(2,597,214)
PROJECTED ENDING FUND BALANCE	10,558,225	8,708,387			9,989,901	7,420,187		7,392,687

** END OF REPORT **

DRAFT

CITY COUNCIL MEETING PACKET FOR SEPTEMBER 18, 2017

BUDGET PLANNING REPORT
AS OF: MAY 31ST, 2017

03 -DEBT SERVICE FUND
REVENUES

	ACTUAL 2015-2016	ADOPTED BUDGET 2016-2017	CURRENT ACTIVITY ACTUAL Y-T-D	CURRENT ACTIVITY PROJECTED 2016-2017	CURRENT ACTIVITY TOTAL 2016-2017	PROPOSED BUDGET BASE 2017-2018	PROPOSED BUDGET SUPPLEMENTAL 2017-2018	PROPOSED BUDGET TOTAL 2017-2018
BEGINNING FUND BALANCE	463,975	456,038			456,038	432,539		432,539
PROPERTY TAXES								
50-7101 CURRENT PROPERTY TAXES	2,386,295	2,331,782	2,289,504	11,000	2,300,504	2,270,000	0	2,270,000
50-7102 DELINQUENT PROPERTY TAX	(6,861)	30,000	(28,021)	6,000	(22,021)	30,000	0	30,000
50-7103 PENALTY, INTEREST, COSTS	8,781	15,000	5,424	1,000	6,424	15,000	0	15,000
TOTAL PROPERTY TAXES	2,388,215	2,376,782	2,266,907	18,000	2,284,907	2,315,000	0	2,315,000
INTEREST EARNED								
50-9601 INTEREST EARNED	1,376	1,300	2,158	800	2,958	2,500	0	2,500
50-9602 BONDS ISSUED	6,710,000	0	0	0	0	0	0	0
50-9603 BONDS PREMIUM	628,469	0	0	0	0	0	0	0
TOTAL INTEREST EARNED	7,339,845	1,300	2,158	800	2,958	2,500	0	2,500
INTERFUND ACTIVITY								
50-9752 TRANSFER FROM UTILITY FUND	93,632	92,413	0	92,413	92,413	91,530	0	91,530
TOTAL INTERFUND ACTIVITY	93,632	92,413	0	92,413	92,413	91,530	0	91,530
**** TOTAL REVENUE ****	9,821,692	2,470,495	2,269,065	111,213	2,380,278	2,409,030	0	2,409,030
**** TOTAL FUNDS AVAIL ****	10,285,667	2,926,533			2,836,316	2,841,569		2,841,569

DRAFT

CITY COUNCIL MEETING PACKET FOR SEPTEMBER 18, 2017

BUDGET PLANNING REPORT
AS OF: MAY 31ST, 2017

03 -DEBT SERVICE FUND
51-DEBT SERVICE

	ACTUAL 2015-2016	ADOPTED BUDGET 2016-2017	CURRENT ACTIVITY ACTUAL Y-T-D	CURRENT ACTIVITY PROJECTED 2016-2017	CURRENT ACTIVITY TOTAL 2016-2017	PROPOSED BUDGET BASE 2017-2018	PROPOSED BUDGET SUPPLEMENTAL 2017-2018	PROPOSED BUDGET TOTAL 2017-2018
DEBT SERVICE								
51-6121 PRINCIPAL/DEBT SERVICE	1,765,000	1,875,000	1,875,000	0	1,875,000	1,925,000	0	1,925,000
51-6122 INTEREST/DEBT SERVICE	651,429	519,778	272,021	247,757	519,778	473,422	0	473,422
51-6123 MAINTENANCE FEE/DEBT SERVICE	1,250	9,000	2,000	7,000	9,000	9,000	0	9,000
51-6126 BOND REFUNDING COST	129,960	0	0	0	0	0	0	0
51-6127 ESCROW PAYMENT	7,281,990	0	0	0	0	0	0	0
TOTAL DEBT SERVICE	9,829,629	2,403,778	2,149,021	254,757	2,403,778	2,407,422	0	2,407,422
INTERFUND ACTIVITY TOTAL								
TOTAL 51-DEBT SERVICE	9,829,629	2,403,778	2,149,021	254,757	2,403,778	2,407,422	0	2,407,422
**** TOTAL FUND EXPENSES ****	9,829,629	2,403,778	2,149,021	254,757	2,403,778	2,407,422	0	2,407,422
REVENUE OVER/(UNDER) EXPENDITURES	(7,937)	66,717	120,045	(143,544)	(23,499)	1,608	0	1,608
PROJECTED ENDING FUND BALANCE	456,038	522,755			432,539	434,147		434,147

** END OF REPORT **

DRAFT

CITY COUNCIL MEETING PACKET FOR SEPTEMBER 18, 2017

BUDGET PLANNING REPORT
AS OF: MAY 31ST, 2017

04 -IMPACT FEE FUND
REVENUES

	ACTUAL 2015-2016	ADOPTED BUDGET 2016-2017	CURRENT ACTIVITY ACTUAL Y-T-D	CURRENT ACTIVITY PROJECTED 2016-2017	CURRENT ACTIVITY TOTAL 2016-2017	PROPOSED BUDGET BASE 2017-2018	PROPOSED BUDGET SUPPLEMENTAL 2017-2018	PROPOSED BUDGET TOTAL 2017-2018
BEGINNING FUND BALANCE	26,878	164,788			164,788	379,648		379,648
FEES & CHARGES FOR SERVIC								
43-8547 WATER DISTRIBUTION	100,595	20,000	166,838	10,000	176,838	50,000	0	50,000
43-8548 SEWER PLANT CAPACITY	35,706	10,000	30,561	5,000	35,561	25,000	0	25,000
43-8549 WATER PLANT CAPACITY	0	1,500	0	0	0	1,500	0	1,500
TOTAL FEES & CHARGES FOR SERVIC	136,302	31,500	197,399	15,000	212,399	76,500	0	76,500
INTEREST EARNED								
43-9601 INTEREST EARNED	1,608	1,500	2,461	0	2,461	2,000	0	2,000
TOTAL INTEREST EARNED	1,608	1,500	2,461	0	2,461	2,000	0	2,000
**** TOTAL REVENUE ****	137,910	33,000	199,860	15,000	214,860	78,500	0	78,500
**** TOTAL FUNDS AVAIL ****	164,788	197,788			379,648	458,148		458,148

DRAFT

CITY COUNCIL MEETING PACKET FOR SEPTEMBER 18, 2017

BUDGET PLANNING REPORT
AS OF: MAY 31ST, 2017

04 -IMPACT FEE FUND
45-WATER & SEWER

	ACTUAL 2015-2016	ADOPTED BUDGET 2016-2017	CURRENT ACTIVITY ACTUAL Y-T-D	CURRENT ACTIVITY PROJECTED 2016-2017	CURRENT ACTIVITY TOTAL 2016-2017	PROPOSED BUDGET BASE 2017-2018	PROPOSED BUDGET SUPPLEMENTAL 2017-2018	PROPOSED BUDGET TOTAL 2017-2018
INTERFUND ACTIVITY TOTAL								
TOTAL								
REVENUE OVER/(UNDER) EXPENDITURES	137,910	33,000	199,860	15,000	214,860	78,500	0	78,500
PROJECTED ENDING FUND BALANCE	164,788	197,788			379,648	458,148		458,148

** END OF REPORT **

DRAFT

CITY COUNCIL MEETING PACKET FOR SEPTEMBER 18, 2017

BUDGET PLANNING REPORT
AS OF: MAY 31ST, 2017

05 -MOTEL TAX FUND
REVENUES

	ACTUAL 2015-2016	ADOPTED BUDGET 2016-2017	CURRENT ACTIVITY ACTUAL Y-T-D	CURRENT ACTIVITY PROJECTED 2016-2017	CURRENT ACTIVITY TOTAL 2016-2017	PROPOSED BUDGET BASE 2017-2018	PROPOSED BUDGET SUPPLEMENTAL 2017-2018	PROPOSED BUDGET TOTAL 2017-2018
BEGINNING FUND BALANCE	653,584	671,640			671,640	698,975		698,975
OTHER TAXES								
55-7635 MOTEL OCCUPANCY TAX	93,741	80,000	56,414	40,000	96,414	150,000	0	150,000
TOTAL OTHER TAXES	93,741	80,000	56,414	40,000	96,414	150,000	0	150,000
INTEREST EARNED								
55-9601 INTEREST EARNED	1,686	1,500	2,112	1,000	3,112	2,500	0	2,500
TOTAL INTEREST EARNED	1,686	1,500	2,112	1,000	3,112	2,500	0	2,500
**** TOTAL REVENUE ****	95,427	81,500	58,526	41,000	99,526	152,500	0	152,500
**** TOTAL FUNDS AVAIL ****	749,011	753,140			771,165	851,475		851,475

DRAFT

CITY COUNCIL MEETING PACKET FOR SEPTEMBER 18, 2017

BUDGET PLANNING REPORT
AS OF: MAY 31ST, 2017

05 -MOTEL TAX FUND
56-MOTEL TAX

	ACTUAL 2015-2016	ADOPTED BUDGET 2016-2017	CURRENT ACTIVITY ACTUAL Y-T-D	CURRENT ACTIVITY PROJECTED 2016-2017	CURRENT ACTIVITY TOTAL 2016-2017	PROPOSED BUDGET BASE 2017-2018	PROPOSED BUDGET SUPPLEMENTAL 2017-2018	PROPOSED BUDGET TOTAL 2017-2018
SERVICES								
56-5043 GENERAL ADVERTISING	25,000	45,000	12,500	27,500	40,000	25,000	0	25,000
56-5044 ADVERTISING	26,568	32,500	6,635	0	6,635	32,500	0	32,500
56-5045 SPECIAL EVENT	9,804	10,000	9,055	0	9,055	0	0	0
TOTAL SERVICES	61,372	87,500	28,190	27,500	55,690	57,500	0	57,500
PROFESSIONAL SERVICES								
TOTAL								
CAPITAL OUTLAY								
TOTAL								
INTERFUND ACTIVITY								
56-9751 TRANSFER TO GENERAL FUND	16,000	16,500	0	16,500	16,500	17,000	0	17,000
56-9752 TRANSFER TO THE GOLF COURSE	0	0	0	0	0	0	50,000	50,000
56-9753 TRANSFER TO CAPITAL IMP FUND	0	0	0	0	0	0	350,000	350,000
TOTAL INTERFUND ACTIVITY	16,000	16,500	0	16,500	16,500	17,000	400,000	417,000
TOTAL 56-MOTEL TAX	77,372	104,000	28,190	44,000	72,190	74,500	400,000	474,500
**** TOTAL FUND EXPENSES ****	77,372	104,000	28,190	44,000	72,190	74,500	400,000	474,500
REVENUE OVER/(UNDER) EXPENDITURES	18,055	(22,500)	30,336	(3,000)	27,336	78,000	(400,000)	(322,000)
PROJECTED ENDING FUND BALANCE	671,640	649,140			698,975	776,975		376,975

** END OF REPORT **

DRAFT

CITY COUNCIL MEETING PACKET FOR SEPTEMBER 18, 2017

BUDGET PLANNING REPORT
AS OF: MAY 31ST, 2017

06 -ASSET FORFEITURE FUND
REVENUES

	ACTUAL 2015-2016	ADOPTED BUDGET 2016-2017	CURRENT ACTIVITY ACTUAL Y-T-D	CURRENT ACTIVITY PROJECTED 2016-2017	CURRENT ACTIVITY TOTAL 2016-2017	PROPOSED BUDGET BASE 2017-2018	PROPOSED BUDGET SUPPLEMENTAL 2017-2018	PROPOSED BUDGET TOTAL 2017-2018
BEGINNING FUND BALANCE	78,221	88,346			88,346	83,664		83,664
INTEREST EARNED								
60-9601 INTEREST EARNED	211	150	253	160	413	400	0	400
TOTAL INTEREST EARNED	211	150	253	160	413	400	0	400
MISCELLANEOUS REVENUE								
60-9899 MISCELLANEOUS	14,034	0	6,204	0	6,204	0	0	0
TOTAL MISCELLANEOUS REVENUE	14,034	0	6,204	0	6,204	0	0	0
**** TOTAL REVENUE ****	14,246	150	6,457	160	6,617	400	0	400
**** TOTAL FUNDS AVAIL ****	92,466	88,496			94,963	84,064		84,064

DRAFT

CITY COUNCIL MEETING PACKET FOR SEPTEMBER 18, 2017

BUDGET PLANNING REPORT
AS OF: MAY 31ST, 2017

06 -ASSET FORFEITURE FUND
61-ASSET FORFEITURE

	ACTUAL 2015-2016	ADOPTED BUDGET 2016-2017	CURRENT ACTIVITY ACTUAL Y-T-D	CURRENT ACTIVITY PROJECTED 2016-2017	CURRENT ACTIVITY TOTAL 2016-2017	PROPOSED BUDGET BASE 2017-2018	PROPOSED BUDGET SUPPLEMENTAL 2017-2018	PROPOSED BUDGET TOTAL 2017-2018
SUPPLIES								
TOTAL								
MAINTENANCE--EQUIPMENT								
TOTAL								
SERVICES								
TOTAL								
CAPITAL OUTLAY								
61-6574 SOFTWARE	3,221	4,199	7,699	0	7,699	4,200	1,200	5,400
61-6598 MISC EQUIPMENT	899	1,000	3,600	0	3,600	3,700	0	3,700
TOTAL CAPITAL OUTLAY	4,120	5,199	11,299	0	11,299	7,900	1,200	9,100
INTERFUND ACTIVITY								
TOTAL								
TOTAL 61-ASSET FORFEITURE	4,120	5,199	11,299	0	11,299	7,900	1,200	9,100
**** TOTAL FUND EXPENSES ****	4,120	5,199	11,299	0	11,299	7,900	1,200	9,100
REVENUE OVER/(UNDER) EXPENDITURES	10,126	(5,049)	(4,842)	160	(4,682)	(7,500)	(1,200)	(8,700)
PROJECTED ENDING FUND BALANCE	88,346	83,297			83,664	76,164		74,964

** END OF REPORT **

DRAFT

CITY COUNCIL MEETING PACKET FOR SEPTEMBER 18, 2017

BUDGET PLANNING REPORT
AS OF: MAY 31ST, 2017

07 -CAPITAL REPLACEMENT
REVENUES

	ACTUAL 2015-2016	ADOPTED BUDGET 2016-2017	CURRENT ACTIVITY ACTUAL Y-T-D	CURRENT ACTIVITY PROJECTED 2016-2017	CURRENT ACTIVITY TOTAL 2016-2017	PROPOSED BUDGET BASE 2017-2018	PROPOSED BUDGET SUPPLEMENTAL 2017-2018	PROPOSED BUDGET TOTAL 2017-2018
BEGINNING FUND BALANCE	6,033,755	6,205,293			6,205,293	5,907,078		5,907,078
INTEREST EARNED								
71-9601 INTEREST EARNED	13,669	15,000	16,786	9,000	25,786	25,000	0	25,000
TOTAL INTEREST EARNED	13,669	15,000	16,786	9,000	25,786	25,000	0	25,000
INTERFUND ACTIVITY								
71-9740 GF COMP. EQUIP. USER FEE	173,772	178,851	0	178,851	178,851	204,619	58,071	262,690
71-9742 UF COMP. EQUIP. USER FEE	500	750	0	750	750	750	0	750
71-9744 GC COMP. EQUIP. USER FEE	4,000	4,000	0	4,000	4,000	3,875	0	3,875
71-9745 CT COMP. EQUIP. USER FEE	3,500	3,500	0	3,500	3,500	3,250	0	3,250
71-9747 CC /PD COMP. EQUIP. USER FEE	15,700	15,700	0	15,700	15,700	15,450	193,000	208,450
71-9754 GF COMP. PURCHASE CONTRIBUTI	0	13,600	0	13,600	13,600	0	15,975	15,975
71-9761 GF EQUIP PURCHASE CONTRIBUTI	85,905	175,905	0	175,905	175,905	0	19,600	19,600
71-9762 UF EQUIP PURCHASE CONTRIBUTI	0	155,000	0	155,000	155,000	0	0	0
71-9764 CC EQUIP PURCHASE CONTRIBUTI	0	155,000	0	155,000	155,000	0	56,000	56,000
71-9771 GF EQUIPMENT USER FEE	347,797	407,943	0	407,943	407,943	242,082	59,900	301,982
71-9772 UF EQUIPMENT USER FEE	12,500	33,800	0	33,800	33,800	33,800	0	33,800
71-9773 GC EQUIPMENT USER FEE	142,604	151,604	0	151,604	151,604	151,604	0	151,604
TOTAL INTERFUND ACTIVITY	786,278	1,295,653	0	1,295,653	1,295,653	655,430	402,546	1,057,976
MISCELLANEOUS REVENUE TOTAL								
**** TOTAL REVENUE ****	799,947	1,310,653	16,786	1,304,653	1,321,439	680,430	402,546	1,082,976
**** TOTAL FUNDS AVAIL ****	6,833,703	7,515,946			7,526,732	6,587,508		6,990,054

DRAFT

CITY COUNCIL MEETING PACKET FOR SEPTEMBER 18, 2017

BUDGET PLANNING REPORT
AS OF: MAY 31ST, 2017

07 -CAPITAL REPLACEMENT
72-EQUIPMENT REPLACEMENT

	ACTUAL 2015-2016	ADOPTED BUDGET 2016-2017	CURRENT ACTIVITY ACTUAL Y-T-D	CURRENT ACTIVITY PROJECTED 2016-2017	CURRENT ACTIVITY TOTAL 2016-2017	PROPOSED BUDGET BASE 2017-2018	PROPOSED BUDGET SUPPLEMENTAL 2017-2018	PROPOSED BUDGET TOTAL 2017-2018
SUNDRY								
72-5499 DEPRECIATION EXPENSE	530,440	0	0	0	0	0	0	0
TOTAL SUNDRY	530,440	0	0	0	0	0	0	0
CAPITAL OUTLAY								
72-6572 SPECIAL EQUIPMENT	0	384,699	199,976	184,723	384,699	0	0	0
72-6580 VEHICLES	3,869	446,000	1,041,350	0	1,041,350	40,400	673,600	714,000
72-6586 GROUNDS & MAINT. EQUIP	(0)	0	0	0	0	0	0	0
72-6598 EQUIPMENT LEASE-PURCHASE	0	85,905	0	85,905	85,905	0	0	0
TOTAL CAPITAL OUTLAY	3,869	916,604	1,241,326	270,628	1,511,954	40,400	673,600	714,000
TOTAL 72-EQUIPMENT REPLACEMENT	534,309	916,604	1,241,326	270,628	1,511,954	40,400	673,600	714,000

DRAFT

CITY COUNCIL MEETING PACKET FOR SEPTEMBER 18, 2017

BUDGET PLANNING REPORT
AS OF: MAY 31ST, 2017

07 -CAPITAL REPLACEMENT
73-TECHNOLOGY REPLACEMNT

	ACTUAL 2015-2016	ADOPTED BUDGET 2016-2017	CURRENT ACTIVITY ACTUAL Y-T-D	CURRENT ACTIVITY PROJECTED 2016-2017	CURRENT ACTIVITY TOTAL 2016-2017	PROPOSED BUDGET BASE 2017-2018	PROPOSED BUDGET SUPPLEMENTAL 2017-2018	PROPOSED BUDGET TOTAL 2017-2018
SUNDRY								
73-5499 DEPRECIATION EXPENSE	87,204	0	0	0	0	0	0	0
TOTAL SUNDRY	87,204	0	0	0	0	0	0	0
CAPITAL OUTLAY								
73-6573 COMPUTER EQUIPMENT	6,897	107,700	42,135	65,565	107,700	243,468	208,975	452,443
TOTAL CAPITAL OUTLAY	6,897	107,700	42,135	65,565	107,700	243,468	208,975	452,443
TOTAL 73-TECHNOLOGY REPLACEMNT	94,101	107,700	42,135	65,565	107,700	243,468	208,975	452,443
**** TOTAL FUND EXPENSES ****	628,409	1,024,304	1,283,461	336,193	1,619,654	283,868	882,575	1,166,443
REVENUE OVER/(UNDER) EXPENDITURES	171,538	286,349	(1,266,675)	968,460	(298,215)	396,562	(480,029)	(83,467)
PROJECTED ENDING FUND BALANCE	6,205,293	6,491,642			5,907,078	6,303,640		5,823,611

** END OF REPORT **

DRAFT

CITY COUNCIL MEETING PACKET FOR SEPTEMBER 18, 2017

BUDGET PLANNING REPORT
AS OF: MAY 31ST, 2017

08 -TRAFFIC SAFETY FUND
REVENUES

	ACTUAL 2015-2016	ADOPTED BUDGET 2016-2017	CURRENT ACTIVITY ACTUAL Y-T-D	CURRENT ACTIVITY PROJECTED 2016-2017	CURRENT ACTIVITY TOTAL 2016-2017	PROPOSED BUDGET BASE 2017-2018	PROPOSED BUDGET SUPPLEMENTAL 2017-2018	PROPOSED BUDGET TOTAL 2017-2018
BEGINNING FUND BALANCE	1,640,228	1,395,088			1,395,088	1,154,390		1,154,390
FINES WARRANTS & BONDS								
10-8001 RED LIGHT CAMERA FINES	4,925	0	1,000	0	1,000	0	0	0
TOTAL FINES WARRANTS & BONDS	4,925	0	1,000	0	1,000	0	0	0
INTERFUND ACTIVITY TOTAL								
**** TOTAL REVENUE ****	4,925	0	1,000	0	1,000	0	0	0
**** TOTAL FUNDS AVAIL ****	1,645,153	1,395,088			1,396,088	1,154,390		1,154,390

DRAFT

CITY COUNCIL MEETING PACKET FOR SEPTEMBER 18, 2017

08 -TRAFFIC SAFETY FUND
17-TRAFFIC SAFETY

	ACTUAL 2015-2016	ADOPTED BUDGET 2016-2017	CURRENT ACTIVITY ACTUAL Y-T-D	CURRENT ACTIVITY PROJECTED 2016-2017	CURRENT ACTIVITY TOTAL 2016-2017	PROPOSED BUDGET BASE 2017-2018	PROPOSED BUDGET SUPPLEMENTAL 2017-2018	PROPOSED BUDGET TOTAL 2017-2018
SUPPLIES								
17-3503 OFFICE SUPPLIES	991	1,000	287	713	1,000	1,000	0	1,000
17-3504 UNIFORMS	320	5,000	0	5,000	5,000	5,000	0	5,000
17-3523 TOOLS & EQUIPMENTS	0	2,000	626	1,000	1,626	2,000	0	2,000
TOTAL SUPPLIES	1,312	8,000	913	6,713	7,626	8,000	0	8,000
MAINTENANCE--EQUIPMENT								
TOTAL								
SERVICES								
17-5012 PRINTING	0	1,000	285	715	1,000	1,000	0	1,000
17-5020 COMMUNICATION	1,100	1,200	700	500	1,200	1,200	0	1,200
17-5022 RENTAL OF EQUIPMENT	0	4,972	0	4,972	4,972	4,972	0	4,972
17-5029 TRAVEL & TRAINING	2,751	5,000	673	4,327	5,000	5,000	0	5,000
TOTAL SERVICES	3,851	12,172	1,658	10,514	12,172	12,172	0	12,172
PROFESSIONAL SERVICES								
17-5523 PERSONNEL	244,902	221,900	178,223	43,677	221,900	264,000	0	264,000
TOTAL PROFESSIONAL SERVICES	244,902	221,900	178,223	43,677	221,900	264,000	0	264,000
CAPITAL OUTLAY								
TOTAL								
INTERFUND ACTIVITY								
TOTAL								
TOTAL 17-TRAFFIC SAFETY	250,065	242,072	180,795	60,904	241,699	284,172	0	284,172
**** TOTAL FUND EXPENSES ****	250,065	242,072	180,795	60,904	241,699	284,172	0	284,172
REVENUE OVER/(UNDER) EXPENDITURES	(245,140)	(242,072)	(179,795)	(60,904)	(240,699)	(284,172)	0	(284,172)
PROJECTED ENDING FUND BALANCE	1,395,088	1,153,016			1,154,390	870,218		870,218

** END OF REPORT **

DRAFT

CITY COUNCIL MEETING PACKET FOR SEPTEMBER 18, 2017

BUDGET PLANNING REPORT
AS OF: MAY 31ST, 2017

10 -CAPITAL IMPROVEMENTS FUND
REVENUES

	ACTUAL 2015-2016	ADOPTED BUDGET 2016-2017	CURRENT ACTIVITY ACTUAL Y-T-D	CURRENT ACTIVITY PROJECTED 2016-2017	CURRENT ACTIVITY TOTAL 2016-2017	PROPOSED BUDGET BASE 2017-2018	PROPOSED BUDGET SUPPLEMENTAL 2017-2018	PROPOSED BUDGET TOTAL 2017-2018
BEGINNING FUND BALANCE	8,389,797	7,530,074			7,530,074	4,322,714		4,322,714
INTEREST EARNED								
90-9601 INTEREST EARNED	10,769	10,000	13,939	8,000	21,939	20,000	0	20,000
TOTAL INTEREST EARNED	10,769	10,000	13,939	8,000	21,939	20,000	0	20,000
INTERFUND ACTIVITY								
90-9751 TRFR F/GENERAL FUND	1,460,000	0	0	0	0	0	3,750,000	3,750,000
90-9753 TRANSFER FROM MOTEL TAX FUND	0	0	0	0	0	0	350,000	350,000
90-9754 TRFR F/CRIME CONTROL	23,500	0	0	0	0	0	0	0
TOTAL INTERFUND ACTIVITY	1,483,500	0	0	0	0	0	4,100,000	4,100,000
MISCELLANEOUS REVENUE								
TOTAL								
OTHER AGENCY REVENUES								
90-9904 GRANT-TXDOT	88,781	0	28,559	0	28,559	0	0	0
TOTAL OTHER AGENCY REVENUES	88,781	0	28,559	0	28,559	0	0	0
**** TOTAL REVENUE ****	1,583,049	10,000	42,498	8,000	50,498	20,000	4,100,000	4,120,000
**** TOTAL FUNDS AVAIL ****	9,972,847	7,540,074			7,580,571	4,342,714		8,442,714

DRAFT

CITY COUNCIL MEETING PACKET FOR SEPTEMBER 18, 2017

BUDGET PLANNING REPORT
AS OF: MAY 31ST, 2017

10 -CAPITAL IMPROVEMENTS FUND
91-CAPITAL IMPROVEMENTS

	ACTUAL 2015-2016	ADOPTED BUDGET 2016-2017	CURRENT ACTIVITY ACTUAL Y-T-D	CURRENT ACTIVITY PROJECTED 2016-2017	CURRENT ACTIVITY TOTAL 2016-2017	PROPOSED BUDGET BASE 2017-2018	PROPOSED BUDGET SUPPLEMENTAL 2017-2018	PROPOSED BUDGET TOTAL 2017-2018
SALARIES, WAGES & BENEFIT TOTAL								
CAPITAL OUTLAY TOTAL								
CAPITAL IMPROVEMENTS								
91-7013 LONG TERM RECOVERY	0	0	0	0	0	2,000,000	0	2,000,000
91-7105 PARK IMPROVEMENTS	48,493	50,000	15,515	34,485	50,000	50,000	0	50,000
91-7117 GOLF COURSE RECLAIM WATER	0	0	0	0	0	800,000	0	800,000
91-7120 290 EXPANSION	1,113,392	2,340,000	2,423,217	276,783	2,700,000	0	0	0
91-7121 BRIDGE REPAIR	0	150,000	216,417	0	216,417	0	0	0
91-7123 ELWOOD STREET REPAIR	1,257,388	0	80,749	0	80,749	0	0	0
91-7124 STREET LIGHTING/PROMENADE	23,500	0	0	0	0	0	0	0
91-7126 TAYLOR RD BLDG ENG & ARCHITE	0	150,000	0	150,000	150,000	0	0	0
91-7127 NEW TAYLOR BLDG CONSTRUCTION	0	0	0	0	0	1,400,000	0	1,400,000
91-7129 STREET LIGHTING REHABILITATI	0	45,000	60,692	0	60,692	22,000	0	22,000
91-7130 FACILITIES IMPROVEMENT	0	0	0	0	0	50,000	0	50,000
91-7131 GOLF COURSE CLUB HOUSE IMP	0	0	0	0	0	350,000	0	350,000
91-7132 SPLASH PAD	0	0	0	0	0	250,000	0	250,000
TOTAL CAPITAL IMPROVEMENTS	2,442,773	2,735,000	2,796,590	461,268	3,257,858	4,922,000	0	4,922,000
INTERFUND ACTIVITY TOTAL								
TOTAL 91-CAPITAL IMPROVEMENTS	2,442,773	2,735,000	2,796,590	461,268	3,257,858	4,922,000	0	4,922,000
**** TOTAL FUND EXPENSES ****	2,442,773	2,735,000	2,796,590	461,268	3,257,858	4,922,000	0	4,922,000
REVENUE OVER/(UNDER) EXPENDITURES	(859,724)	(2,725,000)	(2,754,092)	(453,268)	(3,207,360)	(4,902,000)	4,100,000	(802,000)
PROJECTED ENDING FUND BALANCE	7,530,074	4,805,074			4,322,714	(579,286)		3,520,714

** END OF REPORT **

DRAFT

CITY COUNCIL MEETING PACKET FOR SEPTEMBER 18, 2017

BUDGET PLANNING REPORT
AS OF: MAY 31ST, 2017

11 -GOLF COURSE FUND
REVENUES

	ACTUAL 2015-2016	ADOPTED BUDGET 2016-2017	CURRENT ACTIVITY ACTUAL Y-T-D	CURRENT ACTIVITY PROJECTED 2016-2017	CURRENT ACTIVITY TOTAL 2016-2017	PROPOSED BUDGET BASE 2017-2018	PROPOSED BUDGET SUPPLEMENTAL 2017-2018	PROPOSED BUDGET TOTAL 2017-2018
BEGINNING FUND BALANCE	(3,447,333)	(3,557,283)			(3,557,283)	(3,549,372)		(3,549,372)
FEES & CHARGES FOR SERVIC								
80-8551 GREEN FEES	861,415	1,000,000	517,369	360,000	877,369	1,000,000	0	1,000,000
80-8553 RANGE FEES/CLUB RENTALS	70,399	80,000	52,032	27,968	80,000	90,000	0	90,000
80-8554 CLUB RENTALS	0	4,000	2,240	1,760	4,000	5,000	0	5,000
80-8555 TOURNAMENT GREENS FEES	95,086	60,000	122,924	61,000	183,924	190,000	0	190,000
80-8556 TOURNAMENT CART RENTALS	0	52,000	0	0	0	0	0	0
80-8560 MISCELLANEOUS FEES	18,380	0	10,977	7,403	18,380	18,380	0	18,380
80-8561 HARDGOOD SALES	7,111	0	0	0	0	0	0	0
80-8562 SOFTGOOD SALES	14,546	0	0	0	0	0	0	0
80-8563 SHOE SALES	4,286	0	0	0	0	0	0	0
80-8564 BALL SALES	34,316	0	0	0	0	0	0	0
80-8565 GLOVE SALES	11,304	0	0	0	0	0	0	0
80-8566 MISCELLANEOUS SALES	10,700	0	0	0	0	0	0	0
80-8567 MERCHANDISE	0	108,290	70,675	37,615	108,290	110,000	0	110,000
80-8568 SPECIAL ORDER MERCHANDISE	0	40,000	14,959	12,000	26,959	40,000	0	40,000
80-8572 CONCESSION FEES	35,185	42,000	22,744	16,000	38,744	42,000	0	42,000
80-8575 MEMBERSHIPS	33,730	55,000	11,103	5,000	16,103	0	0	0
80-8579 CASH OVER/UNDER	279	0	213	0	213	0	0	0
TOTAL FEES & CHARGES FOR SERVIC	1,196,736	1,441,290	825,234	528,746	1,353,980	1,495,380	0	1,495,380
INTEREST EARNED								
80-9601 INTEREST EARNED	1,266	1,000	1,971	400	2,371	2,400	0	2,400
TOTAL INTEREST EARNED	1,266	1,000	1,971	400	2,371	2,400	0	2,400
INTERFUND ACTIVITY								
80-9751 TRANSFER FROM GENERAL FUND	434,905	346,171	0	346,171	346,171	215,118	137,953	353,071
80-9752 TRANSFER FROM MOTEL TAX	0	0	0	0	0	0	50,000	50,000
TOTAL INTERFUND ACTIVITY	434,905	346,171	0	346,171	346,171	215,118	187,953	403,071
MISCELLANEOUS REVENUE								
80-9899 MISCELLANEOUS REVENUE	198	0	0	0	0	0	0	0
TOTAL MISCELLANEOUS REVENUE	198	0	0	0	0	0	0	0
OTHER AGENCY REVENUES								
TOTAL								
**** TOTAL REVENUE ****	1,633,106	1,788,461	827,205	875,317	1,702,522	1,712,898	187,953	1,900,851
**** TOTAL FUNDS AVAIL ****	(1,814,227)	(1,768,822)			(1,854,761)	(1,836,474)		(1,648,521)

DRAFT

CITY COUNCIL MEETING PACKET FOR SEPTEMBER 18, 2017

11 -GOLF COURSE FUND
81-CLUB HOUSE

	ACTUAL 2015-2016	ADOPTED BUDGET 2016-2017	CURRENT ACTIVITY ACTUAL Y-T-D	CURRENT ACTIVITY PROJECTED 2016-2017	CURRENT ACTIVITY TOTAL 2016-2017	PROPOSED BUDGET BASE 2017-2018	PROPOSED BUDGET SUPPLEMENTAL 2017-2018	PROPOSED BUDGET TOTAL 2017-2018
SALARIES, WAGES & BENEFIT								
81-3001 SALARIES AND WAGES	194,297	190,724	116,818	67,730	184,548	197,674	1,550	199,224
81-3002 WAGES	114,685	108,110	66,884	46,870	113,754	108,110	0	108,110
81-3003 LONGEVITY	1,386	1,248	605	366	971	1,400	(624)	776
81-3007 OVERTIME	344	500	594	0	594	1,000	0	1,000
81-3051 FICA/MEDICARE TAXES	23,528	23,074	14,757	8,795	23,552	23,600	229	23,829
81-3052 WORKMAN'S COMP	5,160	8,039	4,276	0	4,276	5,300	710	6,010
81-3053 UNEMPLOYMENT TAXES	2,062	9,000	1,323	0	1,323	9,000	(900)	8,100
81-3054 RETIREMENT	31,741	32,395	20,439	10,657	31,096	33,500	187	33,687
81-3055 INSURANCE	31,705	61,269	32,104	17,109	49,213	50,694	(8,695)	41,999
81-3056 LIFE INS	300	400	287	153	440	500	(87)	413
81-3057 DENTAL INSURANCE	2,462	3,539	2,045	1,100	3,145	3,200	(497)	2,703
81-3058 LONG-TERM DISABILITY	649	892	526	271	797	900	13	913
TOTAL SALARIES, WAGES & BENEFIT	408,321	439,190	260,661	153,051	413,712	434,878	(8,114)	426,764
COST OF SALES								
81-3401 MERCHANDISE	62,448	75,000	64,929	10,071	75,000	77,000	0	77,000
81-3415 RANGE BALLS	7,537	7,500	5,390	2,110	7,500	7,500	0	7,500
81-3416 RENTAL CLUBS	0	1,000	370	630	1,000	2,000	0	2,000
81-3419 SPECIAL ORDER MERCHANDISE	3,346	30,000	10,006	6,800	16,806	30,000	0	30,000
TOTAL COST OF SALES	73,331	113,500	80,695	19,611	100,306	116,500	0	116,500
SUPPLIES								
81-3502 POSTAGE/FREIGHT/DEL.FEE	188	500	54	250	304	500	0	500
81-3503 OFFICE SUPPLIES	5,092	6,000	4,649	1,351	6,000	6,000	0	6,000
81-3504 WEARING APPAREL	1,620	2,250	1,808	442	2,250	2,750	0	2,750
81-3523 TOOLS/EQUIPMENT	1,247	1,000	1,474	526	2,000	2,000	0	2,000
81-3529 REPAIR PARTS	73	250	86	164	250	250	0	250
81-3605 MISCELLANEOUS SERVICE FEES	0	0	4,158	500	4,658	6,750	0	6,750
TOTAL SUPPLIES	8,220	10,000	12,230	3,233	15,463	18,250	0	18,250
MAINTENANCE--BLDGS, STRUC								
TOTAL								
MAINTENANCE--EQUIPMENT								
81-4501 FURN, FIXTURE/EPT MAINTENANC	0	1,000	782	218	1,000	1,200	0	1,200
81-4504 COMPUTER SOFTWARE	5,395	7,300	4,195	0	4,195	1,500	0	1,500
81-4506 CART MAINTENANCE	587	3,500	247	300	547	3,500	0	3,500
81-4520 EQUIPMENT MAINTENANCE/OUTSOU	0	2,000	0	0	0	2,000	0	2,000
81-4599 MISCELLANEOUS EQUIPMENT	475	2,000	223	1,000	1,223	2,000	0	2,000
TOTAL MAINTENANCE--EQUIPMENT	6,457	15,800	5,448	1,518	6,966	10,200	0	10,200

DRAFT

CITY COUNCIL MEETING PACKET FOR SEPTEMBER 18, 2017

11 -GOLF COURSE FUND
81-CLUB HOUSE

	ACTUAL 2015-2016	ADOPTED BUDGET 2016-2017	CURRENT ACTIVITY ACTUAL Y-T-D	CURRENT ACTIVITY PROJECTED 2016-2017	CURRENT ACTIVITY TOTAL 2016-2017	PROPOSED BUDGET BASE 2017-2018	PROPOSED BUDGET SUPPLEMENTAL 2017-2018	PROPOSED BUDGET TOTAL 2017-2018
SERVICES								
81-5012 PRINTING	1,877	4,000	344	1,500	1,844	4,500	0	4,500
81-5020 COMMUNICATIONS	6,139	7,500	4,615	2,885	7,500	7,500	0	7,500
81-5023 LEASE EQUIPMENT	0	1,000	500	0	500	1,000	0	1,000
81-5027 MEMBERSHIPS/SUBCRIPTIONS	934	1,750	150	850	1,000	1,750	0	1,750
81-5029 TRAVEL/TRAINING	859	2,500	417	1,200	1,617	2,500	0	2,500
81-5043 ADVERTISING/PROMOTION	23,744	27,000	11,677	4,000	15,677	27,000	0	27,000
TOTAL SERVICES	33,553	43,750	17,702	10,435	28,137	44,250	0	44,250
SUNDRY								
81-5405 CREDIT CARD CHARGES	35,965	24,900	18,989	0	18,989	0	0	0
81-5410 SECURITY	1,751	2,000	674	0	674	0	0	0
81-5413 TOURNAMENT FEES EXPENSE	894	1,500	249	1,251	1,500	1,500	0	1,500
81-5421 EQUIPMENT LEASE DEBT	2,700	2,800	1,800	1,000	2,800	2,800	0	2,800
81-5498 MISCELLANEOUS EXPENSE	(24,380)	0	0	0	0	6,500	0	6,500
TOTAL SUNDRY	16,930	31,200	21,712	2,251	23,963	10,800	0	10,800
PROFESSIONAL SERVICES								
81-5501 AUDITS/CONTRACT/STUDIES	3,700	6,625	0	0	0	0	0	0
TOTAL PROFESSIONAL SERVICES	3,700	6,625	0	0	0	0	0	0
OTHER SERVICES								
81-6003 LIABILITY-FIRE & CASUALTY IN	14,145	18,000	23,066	0	23,066	0	0	0
TOTAL OTHER SERVICES	14,145	18,000	23,066	0	23,066	0	0	0
CAPITAL OUTLAY								
81-6571 OFFICE FURNITURE & EQUIPMENT	3,192	1,500	0	0	0	1,500	5,000	6,500
TOTAL CAPITAL OUTLAY	3,192	1,500	0	0	0	1,500	5,000	6,500
CAPITAL IMPROVEMENTS								
TOTAL								
INTERFUND ACTIVITY								
81-9772 TECHNOLOGY USER FEE	3,625	3,625	0	3,625	3,625	3,500	0	3,500
81-9791 EQUIP USER FEE	58,025	67,025	0	67,025	67,025	67,025	0	67,025
TOTAL INTERFUND ACTIVITY	61,650	70,650	0	70,650	70,650	70,525	0	70,525
TOTAL 81-CLUB HOUSE	629,499	750,215	421,514	260,749	682,263	706,903	(3,114)	703,789

DRAFT

CITY COUNCIL MEETING PACKET FOR SEPTEMBER 18, 2017

11 -GOLF COURSE FUND
82-COURSE MAINTENANCE

	ACTUAL 2015-2016	ADOPTED BUDGET 2016-2017	CURRENT ACTIVITY ACTUAL Y-T-D	CURRENT ACTIVITY PROJECTED 2016-2017	CURRENT ACTIVITY TOTAL 2016-2017	PROPOSED BUDGET BASE 2017-2018	PROPOSED BUDGET SUPPLEMENTAL 2017-2018	PROPOSED BUDGET TOTAL 2017-2018
SALARIES, WAGES & BENEFIT								
82-3001 SALARIES AND WAGES	208,289	208,677	130,042	72,336	202,378	213,034	10,120	223,154
82-3002 WAGES	23,460	63,940	12,427	51,513	63,940	63,940	0	63,940
82-3003 LONGEVITY	2,139	2,600	1,438	814	2,252	2,900	0	2,900
82-3007 OVERTIME	7,611	5,000	5,775	0	5,775	5,000	500	5,500
82-3051 FICA/MEDICARE TAXES	17,690	21,500	11,553	9,537	21,090	21,800	782	22,582
82-3052 WORKMAN'S COMP	6,147	7,900	4,968	0	4,968	6,100	114	6,214
82-3053 UNEMPLOYMENT TAXES	1,170	9,000	198	2,000	2,198	9,000	0	9,000
82-3054 RETIREMENT	35,369	38,900	23,932	11,448	35,380	39,600	1,584	41,184
82-3055 INSURANCE	76,794	95,100	61,906	34,707	96,613	106,643	3,182	109,825
82-3056 LIFE INS	499	700	367	204	571	700	0	700
82-3057 DENTAL	3,609	5,400	3,777	2,185	5,962	6,600	497	7,097
82-3058 LONG-TERM DISABILITY	801	900	595	295	890	1,000	188	1,188
TOTAL SALARIES, WAGES & BENEFIT	383,576	459,617	256,979	185,039	442,018	476,317	16,967	493,284
SUPPLIES								
82-3504 WEARING APPAREL	2,370	2,500	223	2,277	2,500	2,500	0	2,500
82-3514 FUEL & OIL	15,032	21,500	7,513	13,987	21,500	21,500	0	21,500
82-3523 TOOLS/EQUIPMENT	1,858	2,000	873	1,127	2,000	2,000	0	2,000
82-3535 GROUND/SHOP SUPPLIES	5,892	6,750	5,311	1,439	6,750	6,750	0	6,750
82-3536 LANDSCAPING MATERIALS	50,605	75,000	48,806	26,194	75,000	75,000	10,500	85,500
TOTAL SUPPLIES	75,757	107,750	62,726	45,024	107,750	107,750	10,500	118,250
MAINTENANCE--BLDGS, STRUC								
82-4041 WATER WELL MAINTENANCE	5,094	3,000	0	3,000	3,000	4,000	0	4,000
TOTAL MAINTENANCE--BLDGS, STRUC	5,094	3,000	0	3,000	3,000	4,000	0	4,000
MAINTENANCE--EQUIPMENT								
82-4505 IRRIGATION EQUIPMENT	7,723	8,750	5,373	3,377	8,750	8,750	0	8,750
82-4599 MISCELLANEOUS EQUIPMENT	2,940	3,000	0	3,000	3,000	3,000	0	3,000
TOTAL MAINTENANCE--EQUIPMENT	10,663	11,750	5,373	6,377	11,750	11,750	0	11,750
SERVICES								
82-5022 RENTAL EQUIPMENT	3,096	5,000	2,064	2,936	5,000	5,000	0	5,000
82-5027 MEMBERSHIPS/SUBSCRIPTIONS	325	1,000	25	975	1,000	1,000	0	1,000
82-5029 TRAVEL/TRAINING	1,761	3,000	1,438	1,562	3,000	3,000	0	3,000
82-5040 BUILDING MAINT-OUTSOURCING	(1,862)	6,000	861	5,139	6,000	6,000	0	6,000
TOTAL SERVICES	3,321	15,000	4,387	10,612	14,999	15,000	0	15,000
SUNDRY								
82-5405 PERMITS & FEES	0	1,000	0	1,000	1,000	1,000	0	1,000
82-5412 WATER AUTHORITY FEES	39,123	140,000	24,643	115,357	140,000	140,000	0	140,000
82-5499 DEPRECIATION EXPENSE	329,702	0	0	0	0	0	0	0
TOTAL SUNDRY	368,825	141,000	24,643	116,357	141,000	141,000	0	141,000

DRAFT

CITY COUNCIL MEETING PACKET FOR SEPTEMBER 18, 2017

11 -GOLF COURSE FUND
82-COURSE MAINTENANCE

	ACTUAL 2015-2016	ADOPTED BUDGET 2016-2017	CURRENT ACTIVITY ACTUAL Y-T-D	CURRENT ACTIVITY PROJECTED 2016-2017	CURRENT ACTIVITY TOTAL 2016-2017	PROPOSED BUDGET BASE 2017-2018	PROPOSED BUDGET SUPPLEMENTAL 2017-2018	PROPOSED BUDGET TOTAL 2017-2018
PROFESSIONAL SERVICES								
82-5508 SANITARY/TRASH SERVICES	4,156	4,000	799	3,201	4,000	5,000	0	5,000
TOTAL PROFESSIONAL SERVICES	4,156	4,000	799	3,201	4,000	5,000	0	5,000
CAPITAL OUTLAY								
TOTAL								
INTERFUND ACTIVITY								
82-9773 COMP. EQUIPMENT USER FEE	375	375	0	375	375	375	0	375
82-9791 EQUIPMENT USER FEE	84,579	84,579	0	84,579	84,579	84,579	0	84,579
TOTAL INTERFUND ACTIVITY	84,954	84,954	0	84,954	84,954	84,954	0	84,954
TOTAL 82-COURSE MAINTENANCE	936,345	827,071	354,907	454,564	809,471	845,771	27,467	873,238

DRAFT

CITY COUNCIL MEETING PACKET FOR SEPTEMBER 18, 2017

11 -GOLF COURSE FUND
83-BUILDING MAINTENANCE

	ACTUAL 2015-2016	ADOPTED BUDGET 2016-2017	CURRENT ACTIVITY ACTUAL Y-T-D	CURRENT ACTIVITY PROJECTED 2016-2017	CURRENT ACTIVITY TOTAL 2016-2017	PROPOSED BUDGET BASE 2017-2018	PROPOSED BUDGET SUPPLEMENTAL 2017-2018	PROPOSED BUDGET TOTAL 2017-2018
SALARIES, WAGES & BENEFIT								
TOTAL								
SUPPLIES								
83-3517 JANITORIAL SUPPLIES	4,212	5,500	2,741	2,759	5,500	5,500	0	5,500
TOTAL SUPPLIES	4,212	5,500	2,741	2,759	5,500	5,500	0	5,500
MAINTENANCE--BLDGS, STRUC								
83-4001 BUILDINGS & GROUNDS	60,705	13,000	13,213	4,975	18,188	13,000	3,000	16,000
TOTAL MAINTENANCE--BLDGS, STRUC	60,705	13,000	13,213	4,975	18,188	13,000	3,000	16,000
MAINTENANCE--EQUIPMENT								
TOTAL								
SERVICES								
83-5017 UTILITIES	24,535	40,000	12,602	18,398	31,000	40,000	0	40,000
TOTAL SERVICES	24,535	40,000	12,602	18,398	31,000	40,000	0	40,000
TOTAL 83-BUILDING MAINTENANCE	89,452	58,500	28,556	26,132	54,688	58,500	3,000	61,500

DRAFT

CITY COUNCIL MEETING PACKET FOR SEPTEMBER 18, 2017

11 -GOLF COURSE FUND
84-GC CONCESSIONS

	ACTUAL 2015-2016	ADOPTED BUDGET 2016-2017	CURRENT ACTIVITY ACTUAL Y-T-D	CURRENT ACTIVITY PROJECTED 2016-2017	CURRENT ACTIVITY TOTAL 2016-2017	PROPOSED BUDGET BASE 2017-2018	PROPOSED BUDGET SUPPLEMENTAL 2017-2018	PROPOSED BUDGET TOTAL 2017-2018
SALARIES, WAGES & BENEFIT								
TOTAL								
COST OF SALES								
TOTAL								
MAINTENANCE--EQUIPMENT								
TOTAL								
SERVICES								
TOTAL								
TOTAL								

DRAFT

CITY COUNCIL MEETING PACKET FOR SEPTEMBER 18, 2017

11 -GOLF COURSE FUND
85-GC DEBT SERVICE

	ACTUAL 2015-2016	ADOPTED BUDGET 2016-2017	CURRENT ACTIVITY ACTUAL Y-T-D	CURRENT ACTIVITY PROJECTED 2016-2017	CURRENT ACTIVITY TOTAL 2016-2017	PROPOSED BUDGET BASE 2017-2018	PROPOSED BUDGET SUPPLEMENTAL 2017-2018	PROPOSED BUDGET TOTAL 2017-2018
OTHER SERVICES								
TOTAL								
DEBT SERVICE								
TOTAL								
CAPITAL IMPROVEMENTS								
TOTAL								
TOTAL								

DRAFT

CITY COUNCIL MEETING PACKET FOR SEPTEMBER 18, 2017

11 -GOLF COURSE FUND
87-GC CAPITAL IMPROVEMENT

	ACTUAL 2015-2016	ADOPTED BUDGET 2016-2017	CURRENT ACTIVITY ACTUAL Y-T-D	CURRENT ACTIVITY PROJECTED 2016-2017	CURRENT ACTIVITY TOTAL 2016-2017	PROPOSED BUDGET BASE 2017-2018	PROPOSED BUDGET SUPPLEMENTAL 2017-2018	PROPOSED BUDGET TOTAL 2017-2018
CAPITAL IMPROVEMENTS								
87-7010 CAPITAL IMPROVEMENT	0	52,500	50,659	0	50,659	0	160,600	160,600
TOTAL CAPITAL IMPROVEMENTS	0	52,500	50,659	0	50,659	0	160,600	160,600
INTERFUND ACTIVITY								
TOTAL								
TOTAL 87-GC CAPITAL IMPROVEMENT	0	52,500	50,659	0	50,659	0	160,600	160,600

DRAFT

CITY COUNCIL MEETING PACKET FOR SEPTEMBER 18, 2017

11 -GOLF COURSE FUND
88-EQUIPMENT MAINTENANCE

	ACTUAL 2015-2016	ADOPTED BUDGET 2016-2017	CURRENT ACTIVITY ACTUAL Y-T-D	CURRENT ACTIVITY PROJECTED 2016-2017	CURRENT ACTIVITY TOTAL 2016-2017	PROPOSED BUDGET BASE 2017-2018	PROPOSED BUDGET SUPPLEMENTAL 2017-2018	PROPOSED BUDGET TOTAL 2017-2018
SALARIES, WAGES & BENEFIT								
88-3001 SALARIES AND WAGES	42,315	42,400	26,475	14,866	41,341	43,234	0	43,234
88-3003 LONGEVITY	712	800	466	266	732	816	0	816
88-3007 OVERTIME	760	500	989	0	989	500	0	500
88-3051 FICA/MEDICARE TAXES	3,197	3,400	2,181	1,158	3,339	3,370	0	3,370
88-3052 WORKER'S COMP	911	1,300	818	0	818	931	0	931
88-3053 UNEMPLOYMENT TAXES	160	900	9	0	9	900	0	900
88-3054 RETIREMENT	6,552	6,700	4,524	2,355	6,879	6,832	0	6,832
88-3055 HEALTH INSURANCE	9,481	10,500	6,567	3,319	9,886	11,450	0	11,450
88-3056 LIFE INS	77	100	51	26	77	87	0	87
88-3057 DENTAL	933	1,100	677	347	1,024	1,144	0	1,144
88-3058 LONG TERM DISABILITY	173	200	102	59	161	185	0	185
TOTAL SALARIES, WAGES & BENEFIT	65,270	67,900	42,858	22,396	65,254	69,449	0	69,449
SUPPLIES								
88-3504 WEARING APPAREL	226	375	98	277	375	375	0	375
88-3514 FUEL & OIL	991	1,300	1,057	243	1,300	1,300	0	1,300
88-3523 TOOLS/EQUIPMENT	640	1,500	313	1,187	1,500	1,500	0	1,500
88-3529 REPAIR PARTS	15,765	23,000	12,559	10,441	23,000	23,000	0	23,000
88-3535 GROUND/SHOP SUPPLIES	4,869	6,000	2,706	3,294	6,000	6,000	0	6,000
TOTAL SUPPLIES	22,490	32,175	16,733	15,442	32,175	32,175	0	32,175
MAINTENANCE--EQUIPMENT TOTAL								
SERVICES								
88-5029 TRAVEL/TRAINING	0	100	0	100	100	100	0	100
TOTAL SERVICES	0	100	0	100	100	100	0	100
TOTAL 88-EQUIPMENT MAINTENANCE	87,760	100,175	59,591	37,938	97,529	101,724	0	101,724
**** TOTAL FUND EXPENSES ****	1,743,056	1,788,461	915,227	779,383	1,694,610	1,712,898	187,953	1,900,851
REVENUE OVER/(UNDER) EXPENDITURES	(109,950)	0	(88,022)	95,934	7,912	0	0	0
PROJECTED ENDING FUND BALANCE	(3,557,283)	(3,557,283)			(3,549,372)	(3,549,372)		(3,549,372)

** END OF REPORT **

DRAFT

CITY COUNCIL MEETING PACKET FOR SEPTEMBER 18, 2017

BUDGET PLANNING REPORT
AS OF: MAY 31ST, 2017

12 -COURT RESTRICTED FEE FUND
REVENUES

	ACTUAL 2015-2016	ADOPTED BUDGET 2016-2017	CURRENT ACTIVITY ACTUAL Y-T-D	CURRENT ACTIVITY PROJECTED 2016-2017	CURRENT ACTIVITY TOTAL 2016-2017	PROPOSED BUDGET BASE 2017-2018	PROPOSED BUDGET SUPPLEMENTAL 2017-2018	PROPOSED BUDGET TOTAL 2017-2018
BEGINNING FUND BALANCE	184,328	160,990			160,990	138,208		138,208
FINES WARRANTS & BONDS								
18-8003 TIME PAYMENT FEE-COURT	2,474	3,000	0	3,000	3,000	3,000	0	3,000
18-8004 COURT TECH FEE	18,592	20,000	0	20,000	20,000	20,000	0	20,000
18-8005 COURT BLDG SECURITY FEE	0	15,000	0	15,000	15,000	15,000	0	15,000
18-8007 CHILD SAFETY FEE	1,268	500	0	500	500	500	0	500
18-8008 JUDICIAL FEE	16,679	2,800	0	2,800	2,800	2,800	0	2,800
TOTAL FINES WARRANTS & BONDS	39,012	41,300	0	41,300	41,300	41,300	0	41,300
**** TOTAL REVENUE ****	39,012	41,300	0	41,300	41,300	41,300	0	41,300
**** TOTAL FUNDS AVAIL ****	223,340	202,290			202,290	179,508		179,508

DRAFT

CITY COUNCIL MEETING PACKET FOR SEPTEMBER 18, 2017

BUDGET PLANNING REPORT
AS OF: MAY 31ST, 2017

12 -COURT RESTRICTED FEE FUND
28-COURT EXPENDITURES

	ACTUAL 2015-2016	ADOPTED BUDGET 2016-2017	CURRENT ACTIVITY ACTUAL Y-T-D	CURRENT ACTIVITY PROJECTED 2016-2017	CURRENT ACTIVITY TOTAL 2016-2017	PROPOSED BUDGET BASE 2017-2018	PROPOSED BUDGET SUPPLEMENTAL 2017-2018	PROPOSED BUDGET TOTAL 2017-2018
SUPPLIES								
28-3503 OFFICE SUPPLIES	0	400	250	150	400	400	0	400
28-3504 WEARING APPAREL	0	0	0	0	0	0	1,000	1,000
28-3510 BOOK & PERIODICALS	0	100	0	100	100	100	0	100
TOTAL SUPPLIES	0	500	250	250	500	500	1,000	1,500
MAINTENANCE--EQUIPMENT								
28-4501 FURNITURE AND EQUIPMENT	9,538	5,900	2,119	3,000	5,119	6,000	0	6,000
28-4504 SOFTWARE MAINTENANCE	7,512	7,600	7,263	0	7,263	8,100	0	8,100
TOTAL MAINTENANCE--EQUIPMENT	17,050	13,500	9,382	3,000	12,382	14,100	0	14,100
SERVICES								
28-5012 PRINTING	0	0	(0)	0	(0)	0	0	0
28-5027 MEMBERSHIPS	0	100	0	100	100	100	0	100
28-5029 TRAINING	0	500	0	500	500	500	0	500
TOTAL SERVICES	0	600	(0)	600	600	600	0	600
PROFESSIONAL SERVICES								
28-5519 SECURITY PERSONNEL	41,800	43,100	0	43,100	43,100	44,400	0	44,400
TOTAL PROFESSIONAL SERVICES	41,800	43,100	0	43,100	43,100	44,400	0	44,400
CAPITAL OUTLAY								
28-6572 SPECIAL EQUIPMENT	0	4,000	0	4,000	4,000	4,000	6,150	10,150
TOTAL CAPITAL OUTLAY	0	4,000	0	4,000	4,000	4,000	6,150	10,150
INTERFUND ACTIVITY								
28-9772 TECHNOLOGY USER FEE	3,500	3,500	0	3,500	3,500	3,250	0	3,250
TOTAL INTERFUND ACTIVITY	3,500	3,500	0	3,500	3,500	3,250	0	3,250
TOTAL 28-COURT EXPENDITURES	62,350	65,200	9,632	54,450	64,082	66,850	7,150	74,000
**** TOTAL FUND EXPENSES ****	62,350	65,200	9,632	54,450	64,082	66,850	7,150	74,000
REVENUE OVER/(UNDER) EXPENDITURES	(23,338)	(23,900)	(9,632)	(13,150)	(22,782)	(25,550)	(7,150)	(32,700)
PROJECTED ENDING FUND BALANCE	160,990	137,090			138,208	112,658		105,508

** END OF REPORT **

DRAFT

CITY COUNCIL MEETING PACKET FOR SEPTEMBER 18, 2017

BUDGET PLANNING REPORT
AS OF: MAY 31ST, 2017

50 -JV CRIME CONTROL
REVENUES

	ACTUAL 2015-2016	ADOPTED BUDGET 2016-2017	CURRENT ACTIVITY ACTUAL Y-T-D	CURRENT ACTIVITY PROJECTED 2016-2017	CURRENT ACTIVITY TOTAL 2016-2017	PROPOSED BUDGET BASE 2017-2018	PROPOSED BUDGET SUPPLEMENTAL 2017-2018	PROPOSED BUDGET TOTAL 2017-2018
BEGINNING FUND BALANCE	1,817,873	2,582,346			2,582,346	2,949,020		2,949,020
OTHER TAXES								
10-7623 SALES TX-CRIME CONTROL	1,604,665	1,400,000	1,037,094	500,000	1,537,094	1,600,000	0	1,600,000
TOTAL OTHER TAXES	1,604,665	1,400,000	1,037,094	500,000	1,537,094	1,600,000	0	1,600,000
INTEREST EARNED								
10-9601 INTEREST EARNED	5,956	5,500	9,516	6,000	15,516	15,000	0	15,000
TOTAL INTEREST EARNED	5,956	5,500	9,516	6,000	15,516	15,000	0	15,000
MISCELLANEOUS REVENUE								
TOTAL								
**** TOTAL REVENUE ****	1,610,621	1,405,500	1,046,609	506,000	1,552,609	1,615,000	0	1,615,000
**** TOTAL FUNDS AVAIL ****	3,428,495	3,987,846			4,134,956	4,564,020		4,564,020

DRAFT

CITY COUNCIL MEETING PACKET FOR SEPTEMBER 18, 2017

50 -JV CRIME CONTROL
27-CRIME CONTROL

	ACTUAL 2015-2016	ADOPTED BUDGET 2016-2017	CURRENT ACTIVITY ACTUAL Y-T-D	CURRENT ACTIVITY PROJECTED 2016-2017	CURRENT ACTIVITY TOTAL 2016-2017	PROPOSED BUDGET BASE 2017-2018	PROPOSED BUDGET SUPPLEMENTAL 2017-2018	PROPOSED BUDGET TOTAL 2017-2018
SUPPLIES								
27-3504 UNIFORMS	4,282	5,000	5,000	0	5,000	5,000	0	5,000
27-3505 SUPPLIES	0	0	0	0	0	0	1,000	1,000
27-3510 BOOKS/PERIODICALS	1,668	1,668	1,668	0	1,668	1,668	0	1,668
27-3523 OTHER EQUIPMENT	11,126	0	0	0	0	0	9,600	9,600
TOTAL SUPPLIES	17,076	6,668	6,668	0	6,668	6,668	10,600	17,268
MAINTENANCE--BLDGS, STRUC								
TOTAL								
MAINTENANCE--EQUIPMENT								
27-4503 MAINTENANCE FOR INTEROP RADI	8,000	0	0	0	0	0	0	0
27-4504 SOFTWARE	15,000	15,000	15,000	0	15,000	15,000	0	15,000
27-4599 MISCELLANEOUS EQUIPMENT	7,741	24,628	4,970	19,658	24,628	8,128	0	8,128
TOTAL MAINTENANCE--EQUIPMENT	30,741	39,628	19,970	19,658	39,628	23,128	0	23,128
SERVICES								
27-5015 LAB TEST	530	2,400	0	1,565	1,565	2,400	0	2,400
27-5020 COMMUNICATIONS	8,663	8,000	6,568	1,432	8,000	8,000	0	8,000
27-5022 COMMUNICATION SYSTEM, DISPAT	13,424	30,000	4,691	10,000	14,691	30,000	0	30,000
27-5029 TRAINING	2,744	5,000	1,390	3,610	5,000	5,000	0	5,000
TOTAL SERVICES	25,361	45,400	12,649	16,607	29,256	45,400	0	45,400
SUNDRY								
TOTAL								
PROFESSIONAL SERVICES								
27-5523 PERSONNEL-CRIME PREVENTION	709,937	873,102	518,918	354,184	873,102	894,092	152,319	1,046,411
27-5524 ADMINISTRATIVE	18,315	20,600	13,733	6,867	20,600	21,200	0	21,200
TOTAL PROFESSIONAL SERVICES	728,252	893,702	532,651	361,051	893,702	915,292	152,319	1,067,611
OTHER SERVICES								
27-6001 AUTOMOBIL LIAB. INSURANCE	21,218	21,400	0	19,681	19,681	21,400	0	21,400
TOTAL OTHER SERVICES	21,218	21,400	0	19,681	19,681	21,400	0	21,400
CAPITAL OUTLAY								
27-6572 SPECIAL EQUIPMENT	0	0	0	0	0	0	3,500	3,500
27-6573 COMPUTER HARDWARE	0	4,000	0	4,000	4,000	4,000	202,450	206,450
27-6580 POLICE BUILDING	0	38,000	0	38,000	38,000	0	33,000	33,000
TOTAL CAPITAL OUTLAY	0	42,000	0	42,000	42,000	4,000	238,950	242,950

DRAFT

CITY COUNCIL MEETING PACKET FOR SEPTEMBER 18, 2017

BUDGET PLANNING REPORT
AS OF: MAY 31ST, 2017

50 -JV CRIME CONTROL
27-CRIME CONTROL

	ACTUAL 2015-2016	ADOPTED BUDGET 2016-2017	CURRENT ACTIVITY ACTUAL Y-T-D	CURRENT ACTIVITY PROJECTED 2016-2017	CURRENT ACTIVITY TOTAL 2016-2017	PROPOSED BUDGET BASE 2017-2018	PROPOSED BUDGET SUPPLEMENTAL 2017-2018	PROPOSED BUDGET TOTAL 2017-2018
INTERFUND ACTIVITY								
27-9760 TRFR TO CAPITAL IMPROVEMENTS	23,500	0	0	0	0	0	0	0
27-9781 EQUIPMENT PURCHASE CONTRIBUT	0	155,000	0	155,000	155,000	0	56,000	56,000
TOTAL INTERFUND ACTIVITY	23,500	155,000	0	155,000	155,000	0	56,000	56,000
TOTAL 27-CRIME CONTROL	846,148	1,203,798	571,938	613,997	1,185,935	1,015,888	457,869	1,473,757
**** TOTAL FUND EXPENSES ****	846,148	1,203,798	571,938	613,997	1,185,935	1,015,888	457,869	1,473,757
REVENUE OVER/(UNDER) EXPENDITURES	764,473	201,702	474,671	(107,997)	366,674	599,112	(457,869)	141,243
PROJECTED ENDING FUND BALANCE	2,582,346	2,784,048			2,949,020	3,548,132		3,090,263

** END OF REPORT **

DRAFT

CITY COUNCIL MEETING PACKET FOR SEPTEMBER 18, 2017

Item No.	Projects by Type	Year -1 2015 - 2016	Current Year 2016 - 2017	Year 1 Proposed 2017 - 2018	Year 2 Proposed 2018 - 2019	Year 3 Proposed 2019 - 2020	Year 4 Proposed 2020 - 2021	Greater than 5 Years
SANITARY SEWER TREATMENT AND COLLECTION IMPROVEMENTS								
1	Televising Sanitary Sewer Lines		25,000		25,000		25,000	
2	Rehabilitation/Repair Sanitary Sewer Lines	500,000		500,000		500,000		500,000
3	Sanitary Sewer System for ETJ							6,048,000
4	Castlebridge WWTP Clarifier Rehabilitation	166,000	210,000	100,000				
5	Philippine Lift Station Cleaning	20,000		20,000	20,000	20,000	20,000	20,000
6	Televising Storm Water Lines		25,000		25,000		25,000	
7	Rehabilitation/Repair Storm Water Lines			200,000		200,000		200,000
8	White Oak Bayou Treatment Plant (40.63% City Share)			596,000	525,000	359,000	359,000	2,404,483
9	Castlebridge WWTP Rehabilitation (Air Diffusers, Contact Chamber Gate Valve, Air Lift Pump, PH Treatment)		670,000	200,000				
10	Impact Fee Study					40,000		
11	Castlebridge Light Project		45,000					
	Total for Sanitary Sewer Improvements	$ 686,000	$ 975,000	$ 1,616,000	$ 595,000	$ 1,119,000	$ 429,000	$ 9,172,483
WATER PRODUCTION/DISTRIBUTION IMPROVEMENTS								
1	Water Facilities ETJ							2,500,000
2	AMR Project	250,000	250,000	250,000	250,000			
3	SCADA System Upgrades	170,000	70,000	100,000	100,000	100,000	100,000	
4	Village Water Plant - COH Interconnect Plant				1,200,000			-
5	Village Water Plant - Service Pump Upgrades			80,000				
6	Village Water Plant - Structure Repair and Painting		100000*	275,000				
7	Village Water Plant - Generator			150,000				
8	Village Water Plant - Elevated Storage Recoating							175,000
9	Seattle Water Plant - Generator	190,000						
10	Seattle Water Plant - CL2/Chloramines Conversion		150,000	100,000				
11	Seattle Water Plant - Structure Repair and Painting		150000*	200,000				175,000
12	Seattle Water Plant - (Variable Frequency Drive)				100,000			
13	Seattle Well Repair				200,000			
14	West Road Water Plant - GST - HPT Recoating					175,000		
15	Congo Elevated Storage Tank - Pressure Wash			25,000				175,000

Exhibit B

Item No.	Projects by Type	Year -1 2015 - 2016	Current Year 2016 - 2017	Year 1 Proposed 2017 - 2018	Year 2 Proposed 2018 - 2019	Year 3 Proposed 2019 - 2020	Year 4 Proposed 2020 - 2021	Greater than 5 Years
16	Water Line Extension - Jersey Meadows							250,000
17	Impact Fee Study					40,000		
18	Water Plants LED Light Projects			100,000				
	Total for Water Improvements	$ 610,000	470,000	$ 1,280,000	$ 1,850,000	$ 315,000	$ 100,000	$ 3,275,000
	Total Utility Fund Improvements	$ 1,296,000	$ 1,445,000	$ 2,896,000	$ 2,445,000	$ 1,434,000	$ 529,000	$ 12,447,483
	STREET AND DRAINAGE IMPROVEMENTS							
1	Phase IV Street Project							5,000,000
2	Bridge Repair	100,000	150,000					4,000,000
3	Jersey Meadows Street Construction							2,530,000
4	Long Term Recovery Program			2,000,000	2,000,000	2,000,000		
5	Street Light Rehab Senate / Jersey		45,000	22,000				48,000
	Total for Street Improvements	$ 100,000	$ 195,000	$ 2,022,000	$ 2,000,000	$ 2,000,000	$ -	$ 11,578,000
	GENERAL COMMUNITY IMPROVEMENTS							
1	New City Hall (Moved to 2019/2020/2021)					4,000,000	4,000,000	
2	City Hall Engineering / Architect (Moved to 2018/19)				450,000			
3	Taylor Road Facilities			1,400,000				
4	Taylor Road Engineering / Architect		150,000					
5	Park Improvements	50,000	50,000	50,000	50,000	50,000	50,000	50,000
6	Golf Course Irrigation Project			800,000				
7	Golf Course Club House Improvements			350,000				
8	Splash Pad			250,000				
9	Facility Improvements			50,000	50,000	50,000	50,000	50,000
	Total General Community Improvements	$ 50,000	$ 200,000	$ 2,900,000	$ 550,000	$ 4,100,000	$ 4,100,000	$ 100,000
	Total General Obligation Fund Improvements	$ 150,000	$ 395,000	$ 4,922,000	$ 2,550,000	$ 6,100,000	$ 4,100,000	$ 11,678,000
	Grand Total All Funds	**$ 1,446,000**	**$ 1,840,000**	**$ 7,818,000**	**$ 4,995,000**	**$ 7,534,000**	**$ 4,629,000**	**$ 24,125,483**

*** Denotes FY Move**

Exhibit B

MAYOR

Script for Record Vote

Read Item D3 on the Council Agenda and take discussion as usual.

Once all discussion has ended and it is time for the motion. Call for a motion as follows:

To approve Ordinance No. 2017-33 adopting the municipal budget for fiscal year 2017-2018.

Once you have a motion with a second, read the following: I will now call upon each Council Member by name to take the record vote. Once your name is called, answer AYE to signify your approval of the motion or NAY to signify your disapproval.

	AYE	NAY
Council Member Mitcham, state your vote	____	____
Council Member Holden, state your vote	____	____
Council Member Warren, state your vote	____	____
Council Member Sheppard, state your vote	____	____
Council Member Wubbenhorst, state your vote	____	____

You must now state if there is any Council Member not Present: Let the record reflect that Council Member _____ is absent and did not vote. OTHERWISE SKIP THIS.

Once the record vote is established, announce:

Motion Carried, if that is the case, and call the next item on the agenda.

CITY COUNCIL
CITY OF JERSEY VILLAGE, TEXAS
AGENDA REQUEST

AGENDA DATE: September 18, 2017

AGENDA ITEM: D4

AGENDA SUBJECT: Section 26.04 Budgetary Tax Code Requirements

Department/Prepared By: Isabel Kato

Date Submitted: July 27, 2017

EXHIBITS: Resolution 2017-70
Exhibit A – Statutory Certification Submissions & Calculations
Certified Documents and Tax Rolls
2017 Effective Tax Rate Worksheet
2017 Rollback Tax Rate Worksheet
2017 Additional Sales Tax

BACKGROUND INFORMATION:

Section 26.04 of the Tax Code requires that the Jersey Village Tax Assessor:

1. Submit the appraisal roll showing the total appraised, assessed, and taxable values of all property and the total taxable value of new property for the City of Jersey Village;
2. Certify the current year estimated collection rate and the amount of debt taxes collected in previous year in excess of the current year's anticipated amount of collections; and
3. Calculate and submit the effective tax rate and rollback tax rate.

RECOMMENDED ACTION:

Motion: To approve Resolution No. 2017-70, receiving the Jersey Village Tax Assessor's statutory certifications, submissions, and calculations under section 26.04 of the Tax Code.

CITY COUNCIL MEETING PACKET FOR SEPTEMBER 18, 2017

RESOLUTION NO. 2017-70

A RESOLUTION OF THE CITY COUNCIL OF THE CITY OF JERSEY VILLAGE, TEXAS, RECEIVING THE JERSEY VILLAGE TAX ASSESSOR'S STATUTORY CERTIFICATIONS, SUBMISSIONS, AND CALCULATIONS UNDER SECTION 26.04 OF THE TAX CODE.

****

BE IT RESOLVED BY THE CITY COUNCIL OF THE CITY OF JERSEY VILLAGE, TEXAS THAT:

Section 1: The City Council of the City of Jersey Village (The Council) hereby receives from the City of Jersey Village's Tax Assessor the Statutory Certifications, Submissions, and Calculations under Section 26.04 of the Tax Code attached hereto and made a part hereof as Exhibit A.

PASSED AND APPROVED this the **18th day** of **September 2017.**

_____
Justin Ray, Mayor

ATTEST:

_____
Lorri Coody, City Secretary

CITY COUNCIL MEETING PACKET FOR SEPTEMBER 18, 2017

070

HARRIS COUNTY APPRAISAL DISTRICT
HOUSTON, TEXAS

THE STATE OF TEXAS, }
COUNTY OF HARRIS. }

2017
CERTIFICATION OF APPRAISAL ROLL AND
LISTING OF PROPERTIES UNDER SECS. 26.01(c) AND (d)
FOR
City of Jersey Village

Pursuant to Section 26.01(a), Texas Tax Code, I hereby certify the 2017 appraisal roll of properties taxable by City of Jersey Village. The roll is delivered in electronic form.

The total appraised value now on the appraisal roll for this unit is: $1,171,411,172

The taxable value now on the appraisal roll for this unit is: $974,907,903

As required by Section 26.01(c), Texas Tax Code, I have included with your roll a listing of those properties which are taxable by the unit but which are under protest and are therefore not included in the appraisal roll values approved by the appraisal review board and certified above. My estimate of the total taxable value which will be assigned to such properties if the owners' claims are upheld by the appraisal review board is: $63,514,367

Pursuant to Section 26.01(d), Texas Tax code, the estimated value of taxable property not under protest and not yet included on the certified appraisal roll, after hearing loss, is $16,930,816

Signed this 25th day of August, 2017

Roland Altinger

Roland Altinger, CAE, RPA, CTA
Chief Appraiser

ASSESSOR'S ACKNOWLEDGEMENT

As tax assessor/collector of the above-named taxing unit, I hereby acknowledge receipt of the certified 2017 appraisal roll on this the 25th day of August, 2017

Exhibit A

CITY COUNCIL MEETING PACKET FOR SEPTEMBER 18, 2017

070

Mailing Address:
Office of the Chief Appraiser
P.O. Box 920975
Houston, TX 77292-0975

Harris County Appraisal District
13013 Northwest Fwy, Houston, Texas
Information Center: (713)957-7800

August 25, 2017

Harris County Tax Office
Assessor Collector
City of Jersey Village
1001 Preston Street
Houston TX 77002 -1817

Dear Assessor Collector:

On August 11, 2017, the Appraisal Review Board of Harris County approved the 2017 appraisal records under Sec. 41.12, Tax Code. Accordingly, I am certifying this year's appraisal roll to each taxing unit.

Approved & Certified Accounts

Accounts on your certified roll include accounts on which no protest was filed, as well as accounts for which the ARB has completed the protest process.

Uncertified Accounts

We have also included a report listing accounts that are still under protest and those which we believe to be taxable in your jurisdiction but which are not yet included on your certified roll. Estimated values for these properties are summarized in the enclosed reports. Final certified values for these properties will be provided on later supplemental rolls.

Other Information

Also included in your certification packet is a sheet titled "WHERE TO FIND." This sheet notes where to find information you will need to calculate your effective and rollback tax rates. The certified residential homestead report includes a summary of average residential values in your unit, which is information required for your tax rate hearing notices.

Please review the homestead exemption data in your printouts to ensure that we used the most current information on your exemption rates. Also, remember that homestead exemptions may be claimed up to one year after the delinquency date for the taxes on the homestead. This means that your tax base will be reduced by late applications filed during this extended application period.

Additional value loss may result from provisions in the Tax Code that allow for district court, SOAH, or arbitration appeal of ARB decisions; late protests; and corrections.

Sincerely,

Roland Altinger

Roland Altinger, CAE, RPA, CTA
Chief Appraiser

Enclosures

CITY COUNCIL MEETING PACKET FOR SEPTEMBER 18, 2017

070

HARRIS COUNTY APPRAISAL DISTRICT
HOUSTON, TEXAS

THE STATE OF TEXAS, }
COUNTY OF HARRIS. }

2017
CERTIFICATION OF APPRAISAL ROLL AND
LISTING OF PROPERTIES UNDER SECS. 26.01(c) AND (d)
FOR
City of Jersey Village

Pursuant to Section 26.01(a), Texas Tax Code, I hereby certify the 2017 appraisal roll of properties taxable by City of Jersey Village. The roll is delivered in electronic form.

The total appraised value now on the appraisal roll for this unit is: $1,171,411,172

The taxable value now on the appraisal roll for this unit is: $974,907,903

As required by Section 26.01(c), Texas Tax Code, I have included with your roll a listing of those properties which are taxable by the unit but which are under protest and are therefore not included in the appraisal roll values approved by the appraisal review board and certified above. My estimate of the total taxable value which will be assigned to such properties if the owners' claims are upheld by the appraisal review board is: $63,514,367

Pursuant to Section 26.01(d), Texas Tax code, the estimated value of taxable property not under protest and not yet included on the certified appraisal roll, after hearing loss, is $16,930,816

Signed this 25th day of August, 2017

Roland Altinger

Roland Altinger, CAE, RPA, CTA
Chief Appraiser

ASSESSOR'S ACKNOWLEDGEMENT

As tax assessor/collector of the above-named taxing unit, I hereby acknowledge receipt of the certified 2017 appraisal roll on this the 25th day of August, 2017

CITY COUNCIL MEETING PACKET FOR SEPTEMBER 18, 2017

070

Mailing Address:
Office of the Chief Appraiser
P.O. Box 920975
Houston, TX 77292-0975

Harris County Appraisal District
13013 Northwest Fwy, Houston, Texas
Information Center: (713)957-7800

August 25, 2017

Harris County Tax Office
Assessor Collector
City of Jersey Village
1001 Preston Street
Houston TX 77002 -1817

Dear Assessor Collector:

On August 11, 2017, the Appraisal Review Board of Harris County approved the 2017 appraisal records under Sec. 41.12, Tax Code. Accordingly, I am certifying this year's appraisal roll to each taxing unit.

Approved & Certified Accounts

Accounts on your certified roll include accounts on which no protest was filed, as well as accounts for which the ARB has completed the protest process.

Uncertified Accounts

We have also included a report listing accounts that are still under protest and those which we believe to be taxable in your jurisdiction but which are not yet included on your certified roll. Estimated values for these properties are summarized in the enclosed reports. Final certified values for these properties will be provided on later supplemental rolls.

Other Information

Also included in your certification packet is a sheet titled "WHERE TO FIND." This sheet notes where to find information you will need to calculate your effective and rollback tax rates. The certified residential homestead report includes a summary of average residential values in your unit, which is information required for your tax rate hearing notices.

Please review the homestead exemption data in your printouts to ensure that we used the most current information on your exemption rates. Also, remember that homestead exemptions may be claimed up to one year after the delinquency date for the taxes on the homestead. This means that your tax base will be reduced by late applications filed during this extended application period.

Additional value loss may result from provisions in the Tax Code that allow for district court, SOAH, or arbitration appeal of ARB decisions; late protests; and corrections.

Sincerely,

Roland Altinger

Roland Altinger, CAE, RPA, CTA
Chief Appraiser

Enclosures

CITY COUNCIL MEETING PACKET FOR SEPTEMBER 18, 2017

2017 Tax Rate Calculation Worksheet

Date: 08/23/2017 03:34 PM

Taxing Units Other Than School Districts or Water Districts

Jersey Village

Taxing Unit Name

713-466-2107

16327 LAKEVIEW DR. JERSEY VILLAGE, TX 77040

www.jerseyvillage.info

GENERAL INFORMATION: Tax Code Section 26.04(c) requires an officer or employee designated by the governing body to calculate the effective tax rate and rollback tax rate for the taxing unit. These tax rates are expressed in dollars per $100 of taxable value calculated. The calculation process starts after the chief appraiser delivers to the taxing unit the certified appraisal roll and the estimated values of properties under protest. School districts do not use this form, but instead use Comptroller Form 50-859 Tax Rate Calculation Worksheet for School Districts. Water districts as defined under Water Code Section 49.001(1) do not use this form, but instead use Comptroller Form 50-858 Water District Rollback Tax Rate Worksheet. This worksheet is provided to assist taxing units in determining tax rates. The information provided in this worksheet is offered as technical assistance and not legal advice. Taxing units should consult legal counsel for interpretations of law regarding tax rate preparation and adoption.

CITY COUNCIL MEETING PACKET FOR SEPTEMBER 18, 2017

SECTION 1: Effective Tax Rate (No New Taxes)

The effective tax rate enables the public to evaluate the relationship between taxes for the prior year and for the current year based on a tax rate that would produce the same amount of taxes (no new taxes) if applied to the same properties that are taxed in both years. When appraisal values increase, the effective tax rate should decrease.

The effective tax rate for a county is the sum of the effective tax rates calculated for each type of tax the county levies.

Effective Tax Rate Activity	Amount/Rate
1. 2016 total taxable value. Enter the amount of 2016 taxable value on the 2016 tax roll today. Include any adjustments since last year's certification; exclude Tax Code Section 25.25(d) one-third over-appraisal corrections from these adjustments. This total includes the taxable value of homesteads with tax ceilings (will deduct in Line 2) and the captured value for tax increment financing (will deduct taxes in Line 14).[1]	$1,102,521,149
2. 2016 tax ceilings. Counties, cities and junior college districts. Enter 2016 total taxable value of homesteads with tax ceilings. These include the homesteads of homeowners age 65 or older or disabled. Other taxing units enter 0. If your taxing unit adopted the tax ceiling provision in 2016 or a prior year for homeowners age 65 or older or disabled, use this step.[2]	$0
3. Preliminary 2016 adjusted taxable value. Subtract Line 2 from Line 1.	$1,102,521,149
4. 2016 total adopted tax rate.	$0.742500/$100
5. 2016 taxable value lost because court appeals of ARB decisions reduced 2016 appraised value.	
A. **Original 2016 ARB Values.**	$77,437,967
B. **2016 values resulting from final court decisions.**	$71,405,296
C. **2016 value loss.** Subtract B from A.[3]	$6,032,671
6. 2016 taxable value, adjusted for court-ordered reductions. Add Line 3 and Line 5C.	$1,108,553,820
7. 2016 taxable value of property in territory the taxing unit deannexed after Jan. 1, 2016. Enter the 2016 value of property in deannexed territory.[4]	$0
8. 2016 taxable value lost because property first qualified for an exemption in 2017. Note that lowering the amount or percentage of an existing exemption does not create a new exemption or reduce taxable value. If the taxing unit increased an original exemption, use the difference between the original exempted amount and the increased exempted amount. Do not include value lost to freeport or goods-in-transit exemptions.	

A. **Absolute exemptions.** Use 2016 market value: B. **Partial exemptions.** 2017 exemption amount or 2017 percentage exemption times 2016 value: C. **Value loss.** Add A and B.[5]	$0 $1,479,941 $1,479,941
9. 2016 taxable value lost because property first qualified for agricultural appraisal (1-d or 1-d-1), timber appraisal, recreational/scenic appraisal or public access airport special appraisal in 2017. Use only properties that qualified in 2017 for the first time; do not use properties that qualified in 2016. A. **2016 market value:** B. **2017 productivity or special appraised value:** C. **Value loss.** Subtract B from A.[6]	 $0 $0 $0
10. Total adjustments for lost value. Add lines 7, 8C and 9C.	$1,479,941
11. 2016 adjusted taxable value. Subtract Line 10 from Line 6.	$1,107,073,879
12. Adjusted 2016 taxes. Multiply Line 4 by Line 11 and divide by $100.	$8,220,023
13. Taxes refunded for years preceding tax year 2016. Enter the amount of taxes refunded by the taxing unit for tax years preceding tax year 2016. Types of refunds include court decisions, Tax Code Section 25.25(b) and (c) corrections and Tax Code Section 31.11 payment errors. Do not include refunds for tax year 2016. This line applies only to tax years preceding tax year 2016.[7]	$125,659
14. Taxes in tax increment financing (TIF) for tax year 2016. Enter the amount of taxes paid into the tax increment fund for a reinvestment zone as agreed by the taxing unit. If the taxing unit has no 2017 captured appraised value in Line 16D, enter 0.[8]	$0
15. Adjusted 2016 taxes with refunds and TIF adjustment. Add Lines 12 and 13, subtract Line 14.[9]	$8,345,682
16. Total 2017 taxable value on the 2017 certified appraisal roll today. This value includes only certified values and includes the total taxable value of homesteads with tax ceilings (will deduct in Line 18). These homesteads include homeowners age 65 or older or disabled.[10] A. **Certified values:** B. **Counties:** Include railroad rolling stock values certified by the Comptroller's office: C. **Pollution control and energy storage system exemption :** Deduct the value of property exempted for the current tax year for the first time as pollution control or energy storage system property: **D. Tax increment financing:** Deduct the 2017 captured appraised value of property taxable by a taxing unit in a tax increment financing zone for which the 2017 taxes will be deposited into the tax increment fund. Do not include any new property value that will be included in Line 21 below.[11]	 $974,907,903 $0 $0 $0 $974,907,903

E. **Total 2017 value.** Add A and B, then subtract C and D.	
17. Total value of properties under protest or not included on certified appraisal roll.[12] A. **2017 taxable value of properties under protest.** The chief appraiser certifies a list of properties still under ARB protest. The list shows the appraisal district's value and the taxpayer's claimed value, if any, or an estimate of the value if the taxpayer wins. For each of the properties under protest, use the lowest of these values. Enter the total value.[13] B. **2017 value of properties not under protest or included on certified appraisal roll.** The chief appraiser gives taxing units a list of those taxable properties that the chief appraiser knows about, but are not included in the appraisal roll certification. These properties also are not on the list of properties that are still under protest. On this list of properties, the chief appraiser includes the market value, appraised value and exemptions for the preceding year and a reasonable estimate of the market value, appraised value and exemptions for the current year. Use the lower market, appraised or taxable value (as appropriate). Enter the total value.[14] C. **Total value under protest or not certified:** Add A and B.	$63,514,367 $16,390,816 $79,905,183
18. 2017 tax ceilings. Counties, cities and junior colleges enter 2017 total taxable value of homesteads with tax ceilings. These include the homesteads of homeowners age 65 or older or disabled. Other taxing units enter 0. If your taxing units adopted the tax ceiling provision in 2016 or a prior year for homeowners age 65 or older or disabled, use this step.[15]	$0
19. 2017 total taxable value. Add Lines 16E and 17C. Subtract Line 18.	$1,054,813,086
20. Total 2017 taxable value of properties in territory annexed after Jan. 1, 2016. Include both real and personal property. Enter the 2017 value of property in territory annexed.[16]	$14,648,587
21. Total 2017 taxable value of new improvements and new personal property located in new improvements. New means the item was not on the appraisal roll in 2016. An improvement is a building, structure, fixture or fence erected on or affixed to land. New additions to existing improvements may be included if the appraised value can be determined. New personal property in a new improvement must have been brought into the taxing unit after Jan. 1, 2016, and be located in a new improvement. New improvements **do** include property on which a tax abatement agreement has expired for 2017.[17]	$16,299,460
22. Total adjustments to the 2017 taxable value. Add Lines 20 and 21.	$30,948,047
23. 2017 adjusted taxable value. Subtract Line 22 from Line 19.	$1,023,865,039
24. 2017 effective tax rate. Divide Line 15 by Line 23 and multiply by $100.[18]	$0.815115/$100
25. COUNTIES ONLY. Add together the effective tax rates for each type of tax the county levies. The total is the 2017 county effective tax rate.[19]	

[1]Tex. Tax Code Section 26.012(14)
[2]Tex. Tax Code Section 26.012(14)
[3]Tex. Tax Code Section 26.012(13)
[4]Tex. Tax Code Section 26.012(15)
[5]Tex. Tax Code Section 26.012(15)
[6]Tex. Tax Code Section 26.012(15)
[7]Tex. Tax Code Section 26.012(13)
[8]Tex. Tax Code Section 26.03(c)
[9]Tex. Tax Code Section 26.012(13)
[10]Tex. Tax Code Section 26.012
[11]Tex. Tax Code Section 26.03(c)
[12]Tex. Tax Code Section 26.01(c) and (d)
[13]Tex. Tax Code Section 26.01(c)
[14]Tex. Tax Code Section 26.01(d)
[15]Tex. Tax Code Section 26.012(6)
[16]Tex. Tax Code Section 26.012(17)

SECTION 2: Rollback Tax Rate

The rollback tax rate is split into two separate rates:

1. **Maintenance and Operations (M&O):** The M&O portion is the tax rate that is needed to raise the same amount of taxes that the taxing unit levied in the prior year plus eight percent. This rate accounts for such things as salaries, utilities and day-to-day operations.
2. **Debt:** The debt tax rate includes the debt service necessary to pay the taxing unit's debt payments in the coming year. This rate accounts for principal and interest on bonds and other debt secured by property tax revenue.

The rollback tax rate for a county is the sum of the rollback tax rates calculated for each type of tax the county levies. In most cases the rollback tax rate exceeds the effective tax rate, but occasionally decreases in a taxing unit's debt service will cause the effective tax rate to be higher than the rollback tax rate.

Rollback Tax Rate Activity	Amount/Rate
26. 2016 maintenance and operations (M&O) tax rate.	$0.531479/$100
27. 2016 adjusted taxable value. Enter the amount from Line 11.	$1,107,073,879
28. 2016 M&O taxes.	
A. Multiply Line 26 by Line 27 and divide by $100.	$5,883,865
B. **Cities, counties and hospital districts with additional sales tax:** Amount of additional sales tax collected and spent on M&O expenses in 2016. Enter amount from full year's sales tax revenue spent for M&O in 2016 fiscal year, if any. Other taxing units enter 0. Counties exclude any amount that was spent for economic development grants from the amount of sales tax spent.	$1,630,427
C. **Counties:** Enter the amount for the state criminal justice mandate. If second or later year, the amount is for increased cost above last year's amount. Other taxing units enter 0.	$0
D. **Transferring function:** If discontinuing all of a department, function or activity and transferring it to another taxing unit by written contract, enter the amount spent by the taxing unit discontinuing the function in the 12 months preceding the month of this calculation. If the taxing unit did not operate this function for this 12-month period, use the amount spent in the last full fiscal year in which the taxing unit operated the function. The taxing unit discontinuing the function will subtract this amount in H below. The taxing unit receiving the function will add this amount in H below. Other taxing units enter 0.	$0
E. **Taxes refunded for years preceding tax year 2016:** Enter the amount of M&O taxes refunded in the preceding year for taxes before that year. Types of refunds include court decisions, Tax Code Section 25.25(b) and (c) corrections and Tax Code Section 31.11 payment errors. Do not include refunds for tax year 2016. This line applies only to tax years preceding tax year 2016.	$125,659
F. **Enhanced indigent health care expenditures:** Enter the increased amount for the current year's enhanced indigent health care expenditures above the preceding tax year's enhanced indigent health care expenditures, less any state assistance.	$0
G. **Taxes in TIF:** Enter the amount of taxes paid into the tax increment fund for a reinvestment zone as agreed by the taxing unit. If the taxing unit has no 2017 captured appraised value in Line 16D, enter 0.	$0
H. Adjusted M&O Taxes. Add A, B, C, E and F. For taxing unit with D, subtract if discontinuing function and add if receiving function. Subtract G.	$7,639,951

29. 2017 adjusted taxable value. Enter Line 23 from the Effective Tax Rate Worksheet.	$1,023,865,039
30. 2017 effective maintenance and operations rate. Divide Line 28H by Line 29 and multiply by $100.	$0.746187/$100
31. 2017 rollback maintenance and operation rate. Multiply Line 30 by 1.08.	$0.805881/$100
32. Total 2017 debt to be paid with property taxes and additional sales tax revenue. Debt means the interest and principal that will be paid on debts that: (1) are paid by property taxes, (2) are secured by property taxes, (3) are scheduled for payment over a period longer than one year and (4) are not classified in the taxing unit's budget as M&O expenses. A. **Debt** also includes contractual payments to other taxing units that have incurred debts on behalf of this taxing unit, if those debts meet the four conditions above. Include only amounts that will be paid from property tax revenue. Do not include appraisal district budget payments. Enter debt amount. B. Subtract **unencumbered fund amount** used to reduce total debt. C. Subtract **amount paid** from other resources. D. **Adjusted debt.** Subtract B and C from A.	$2,398,422 $100,000 $91,530 $2,206,892
33. Certified 2016 excess debt collections. Enter the amount certified by the collector.	$3,238
34. Adjusted 2017 debt. Subtract Line 33 from Line 32D.	$2,203,654
35. Certified 2017 anticipated collection rate. Enter the rate certified by the collector. If the rate is 100 percent or greater, enter 100 percent.	98.58%
36. 2017 debt adjusted for collections. Divide Line 34 by Line 35	$2,235,397
37. 2017 total taxable value. Enter the amount on Line 19.	$1,054,813,086
38. 2017 debt tax rate. Divide Line 36 by Line 37 and multiply by $100.	$0.211923/$100
39. 2017 rollback tax rate. Add Lines 31 and 38.	$1.017804/$100
40. COUNTIES ONLY. Add together the rollback tax rates for each type of tax the county levies. The total is the 2017 county rollback tax rate.	

SECTION 3: Additional Sales Tax to Reduce Property Taxes	
Cities, counties and hospital districts may levy a sales tax specifically to reduce property taxes. Local voters by election must approve imposing or abolishing the additional sales tax. If approved, the taxing unit must reduce its effective and rollback tax rates to offset the expected sales tax revenue. This section should only be completed by a county, city or hospital district that is required to adjust its effective tax rate and/or rollback tax rate because it adopted the additional sales tax.	
Activity	**Amount/Rate**
41. Taxable Sales. For taxing units that adopted the sales tax in November 2016 or May 2017, enter the Comptroller's estimate of taxable sales for the previous four quarters.[20] Taxing units that adopted the sales tax before November 2016, skip this line.	$0
42. Estimated sales tax revenue. Counties exclude any amount that is or will be spent for economic development grants from the amount of estimated sales tax revenue.[21] **Taxing units that adopted the sales tax in November 2016 or in May 2017.** Multiply the amount on Line 41 by the sales tax rate (.01, .005 or .0025, as applicable) and multiply the result by .95.[22] **- or -** **Taxing units that adopted the sales tax before November 2016.** Enter the sales tax revenue for the previous four quarters. Do not multiply by .95.	$1,597,551
43. 2017 total taxable value. Enter the amount from Line 37 of the Rollback Tax Rate Worksheet.	$1,054,813,086
44. Sales tax adjustment rate. Divide Line 42 by Line 43 and multiply by $100.	$0.151454/$100
45. 2017 effective tax rate, unadjusted for sales tax.[23] Enter the rate from Line 24 or 25, as applicable, on the Effective Tax Rate Worksheet.	$0.815115/$100
46. 2017 effective tax rate, adjusted for sales tax. **Taxing units that adopted the sales tax in November 2016 or in May 2017.** Subtract Line 44 from Line 45. Skip to Line 47 if you adopted the additional sales tax before November 2016.	$0.815115/$100
47. 2017 rollback tax rate, unadjusted for sales tax.[24] Enter the rate from Line 39 or 40, as applicable, of the Rollback Tax Rate Worksheet.	$1.017804/$100
48. 2017 rollback tax rate, adjusted for sales tax. Subtract Line 44 from Line 47.	$0.866350/$100

[17]Tex. Tax Code Section 26.012(17)
[18]Tex. Tax Code Section 26.04(c)
[19]Tex. Tax Code Section 26.04(d)
[20]Tex. Tax Code Section 26.041(d)
[21]Tex. Tax Code Section 26.041(i)
[22]Tex. Tax Code Section 26.041(d)
[23]Tex. Tax Code Section 26.04(c)
[24]Tex. Tax Code Section 26.04(c)

SECTION 4: Additional Rollback Protection for Pollution Control

A taxing unit may raise its rate for M&O funds used to pay for a facility, device or method for the control of air, water or land pollution. This includes any land, structure, building, installation, excavation, machinery, equipment or device that is used, constructed, acquired or installed wholly or partly to meet or exceed pollution control requirements. The taxing unit's expenses are those necessary to meet the requirements of a permit issued by the Texas Commission on Environmental Quality (TCEQ). The taxing unit must provide the tax assessor with a copy of the TCEQ letter of determination that states the portion of the cost of the installation for pollution control.

This section should only be completed by a taxing unit that uses M&O funds to pay for a facility, device or method for the control of air, water or land pollution.

Additional Rollback Protection for Pollution Control Activity	Amount/Rate
49. Certified expenses from the Texas Commission on Environmental Quality (TCEQ). Enter the amount certified in the determination letter from TCEQ.[25] The taxing unit shall provide its tax assessor-collector with a copy of the letter.[26]	$0
50. 2017 total taxable value. Enter the amount from line 37 of the Rollback Tax Rate Worksheet.	$1,054,813,086
51. Additional rate for pollution control. Divide line 49 by Line 50 and multiply by $100.	$0.000000/$100
52. 2017 rollback tax rate, adjusted for pollution control. Add Line 51 to one of the following lines (as applicable): Line 39, Line 40 (counties) or Line 48 (taxing units with the additional sales tax).	$0.866350/$100

SECTION 5: Total Tax Rate

Indicate the applicable total tax rates as calculated above.

Effective tax rate (Line 24; line 25 for counties; or line 46 if adjusted for sales tax)	$0.815115
Rollback tax rate (Line 39; line 40 for counties; or line 48 if adjusted for sales tax)	$0.866350
Rollback tax rate adjusted for pollution control (Line 52)	$0.866350

SECTION 6: Taxing Unit Representative Name and Signature

Enter the name of the person preparing the tax rate as authorized by the taxing unit.

ISABEL KATO

sign here _____ _____

Taxing Unit Representative Date

[25]Tex. Tax Code Section 26.045(d)
[26]Tex. Tax Code Section 26.045(i)

D. CITIZENS COMMENTS

Citizens who have signed a card and wish to speak to the City Council will be heard at this time. In compliance with the Texas Open Meetings Act, unless the subject matter of the presentation is on the agenda, the City staff and City Council Members are prevented from discussing the subject and may respond only with statements of factual information or existing policy. Citizens are limited to five (5) minutes for their presentation to the City Council.

CITY OF JERSEY VILLAGE
MONTHLY PROJECTED FUND BALANCE BY FUND
FY 2016-2017

FUND:		OCTOBER	NOVEMBER	DECEMBER	JANUARY	FEBRUARY	MARCH	APRIL	MAY	JUNE	JULY	AUGUST	SEPTEMBER
GENERAL													
Beginning Fund Balance *		$13,263,173.31	$13,263,173.31	$13,263,173.31	$13,263,173.31	$13,263,173.31	$13,263,173.31	$13,263,173.31	$13,263,173.31	$13,263,173.31	$13,263,173.31	$13,263,173.31	
Revenues		$749,658.65	$651,926.29	$1,738,445.48	$3,012,767.30	$2,800,451.93	$810,978.41	$657,652.53	$899,054.71	$608,598.36	$823,586.51	$1,277,263.26	
Expenditures		$539,943.41	$630,129.13	$946,529.29	$850,445.39	$991,651.61	$756,294.87	$615,855.54	$1,027,690.28	$872,853.36	$743,002.75	$2,169,391.39	
Projected Fund Balance	**	$13,472,888.55	$13,494,685.71	$14,286,601.90	$16,448,923.81	$18,257,724.13	$18,312,407.67	$18,354,204.66	$18,225,569.09	$17,961,314.09	$18,041,897.85	$17,149,769.72	
UTILITY													
Beginning Fund Balance		$10,558,224.57	$10,558,224.57	$10,558,224.57	$10,558,224.57	$10,558,224.57	$10,558,224.57	$10,558,224.57	$10,558,224.57	$10,558,224.57	$10,558,224.57	$10,558,224.57	
Revenues		$416,022.34	$402,032.83	$276,813.13	$288,249.19	$295,764.88	$336,196.01	$340,781.61	$414,031.43	$414,587.66	$364,099.10	$426,553.80	
Expenditures		$38,611.83	$289,563.93	$382,658.74	$240,768.90	$145,482.09	$328,422.58	$184,554.23	$345,478.81	$358,816.06	$272,976.74	$917,398.26	
Projected Fund Balance	**	$10,935,635.08	$11,048,103.98	$10,942,258.37	$10,989,738.66	$11,140,021.45	$11,147,794.88	$11,304,022.26	$11,372,574.88	$11,428,346.48	$11,519,468.84	$11,028,624.38	
DEBT SERVICE													
Beginning Fund Balance		$456,038.11	$456,038.11	$456,038.11	$456,038.11	$456,038.11	$456,038.11	$456,038.11	$456,038.11	$456,038.11	$456,038.11	$456,038.11	
Revenues		$1,647.82	$57.46	$441,780.96	$920,505.37	$822,306.28	$27,689.59	$39,467.48	$15,610.23	$10,681.10	$9,440.83	$92,888.25	
Expenditures		$0.00	$0.00	$0.00	$1,250.00	$0.00	$2,147,020.63	$0.00	$750.00	$0.00	$0.00	$0.00	
Projected Fund Balance	**	$457,685.93	$457,743.39	$899,524.35	$1,818,779.72	$2,641,086.00	$521,754.96	$561,222.44	$576,082.67	$586,763.77	$596,204.60	$689,092.85	
IMPACT FEE													
Beginning Fund Balance		$164,788.18	$164,788.18	$164,788.18	$164,788.18	$164,788.18	$164,788.18	$164,788.18	$164,788.18	$164,788.18	$164,788.18	$164,788.18	
Revenues		$181.61	$16,924.14	$8,073.02	$15,967.78	$279.93	$12,185.52	$4,372.94	$141,874.73	$8,407.62	$20,268.41	($79,061.61)	
Expenditures		$0.00	$0.00	$0.00	$0.00	$0.00	$0.00	$0.00	$0.00	$0.00	$0.00	$0.00	
Projected Fund Balance	**	$164,969.79	$181,893.93	$189,966.95	$205,934.73	$206,214.66	$218,400.18	$222,773.12	$364,647.85	$373,055.47	$393,323.88	$314,262.27	
MOTEL TAX													
Beginning Fund Balance		$671,639.56	$671,639.56	$671,639.56	$671,639.56	$671,639.56	$671,639.56	$671,639.56	$671,639.56	$671,639.56	$671,639.56	$671,639.56	
Revenues		$13,708.89	$3,397.40	$2,755.17	$14,414.44	$3,088.30	$3,925.13	$5,097.21	$12,139.09	$3,279.94	$14,183.64	$3,590.06	
Expenditures		$8,870.13	$1,843.86	$7,079.33	$829.33	$0.00	$7,908.66	$0.00	$1,658.66	$7,079.33	$9,678.33	$21,329.33	
Projected Fund Balance	**	$676,478.32	$678,031.86	$673,707.70	$687,292.81	$690,381.11	$686,397.58	$691,494.79	$701,975.22	$698,175.83	$702,681.14	$684,941.87	
ASSET FORFEITURE													
Beginning Fund Balance		$88,346.15	$88,346.15	$88,346.15	$88,346.15	$88,346.15	$88,346.15	$88,346.15	$88,346.15	$88,346.15	$88,346.15	$88,346.15	
Revenues		$2,785.09	$22.43	$26.57	$31.34	$29.36	$3,477.56	$40.16	$44.79	$49.76	$56.71	$58.35	
Expenditures		$0.00	$0.00	$4,799.00	$0.00	$0.00	$0.00	$6,500.00	$0.00	$0.00	$13,247.00	$0.00	
Projected Fund Balance	**	$91,131.24	$91,153.67	$86,381.24	$86,412.58	$86,441.94	$89,919.50	$83,459.66	$83,504.45	$83,554.21	$70,363.92	$70,422.27	
CAPITAL REPLACEMENT													
Beginning Fund Balance		$6,205,293.38	$6,205,293.38	$6,205,293.38	$6,205,293.38	$6,205,293.38	$6,205,293.38	$6,205,293.38	$6,205,293.38	$6,205,293.38	$6,205,293.38	$6,205,293.38	
Revenues		$1,650.42	$1,647.35	$1,944.96	$2,292.43	$2,150.73	$2,325.61	$2,299.20	$2,475.20	$2,698.99	$3,074.85	$1,119,720.28	
Expenditures		$0.00	$518.05	$200,550.00	$657,584.58	$54,262.57	$120,195.07	$103,199.72	$147,151.00	$20,910.66	$2,026.00	$49,394.13	
Projected Fund Balance	**	$6,206,943.80	$6,208,073.10	$6,009,468.06	$5,354,175.91	$5,302,064.07	$5,184,194.61	$5,083,294.09	$4,938,618.29	$4,920,406.62	$4,921,455.47	$5,991,781.62	
TRAFFIC ENFORCEMENT													
Beginning Fund Balance		$1,395,088.20	$1,395,088.20	$1,395,088.20	$1,395,088.20	$1,395,088.20	$1,395,088.20	$1,395,088.20	$1,395,088.20	$1,395,088.20	$1,395,088.20	$1,395,088.20	
Revenues		$300.00	$0.00	$200.00	$0.00	$100.00	$300.00	$0.00	$100.00	$0.00	$25.00	$100.00	
Expenditures		$19,251.09	$31,634.88	$28,532.93	$20,158.43	$19,135.91	$20,483.51	$22,831.60	$18,766.31	$705.92	$47,113.74	$100.00	
Projected Fund Balance	**	$1,376,137.11	$1,344,502.23	$1,316,169.30	$1,296,010.87	$1,276,974.96	$1,256,791.45	$1,233,959.85	$1,215,293.54	$1,214,587.62	$1,167,498.88	$1,167,498.88	
CAPITAL IMPROVEMENTS													
Beginning Fund Balance		$7,530,073.53	$7,530,073.53	$7,530,073.53	$7,530,073.53	$7,530,073.53	$7,530,073.53	$7,530,073.53	$7,530,073.53	$7,530,073.53	$7,530,073.53	$7,530,073.53	
Revenues		$1,490.56	$1,472.12	$1,682.98	$30,333.29	$1,528.44	$1,825.98	$1,980.99	$2,183.50	$2,395.69	$2,626.20	$1,183.91	
Expenditures		$87,182.88	$90,466.00	$174,352.72	$616,623.63	$482,640.89	$659,151.79	$467,078.10	$219,093.86	$252,113.82	$19,079.90	$14,081.21	
Projected Fund Balance	**	$7,444,381.21	$7,355,387.33	$7,182,717.59	$6,596,427.25	$6,115,314.80	$5,457,988.99	$4,992,891.88	$4,775,981.52	$4,526,263.39	$4,509,809.69	$4,496,912.39	
GOLF COURSE													
Beginning Fund Balance		($3,557,283.22)	($3,557,283.22)	($3,557,283.22)	($3,557,283.22)	($3,557,283.22)	($3,557,283.22)	($3,557,283.22)	($3,557,283.22)	($3,557,283.22)	($3,557,283.22)	($3,557,283.22)	
Revenues		$116,528.29	$104,042.82	$79,021.94	$68,475.72	$94,627.47	$95,614.08	$130,664.67	$138,230.06	$117,838.78	$117,802.93	$448,164.46	
Expenditures		$96,131.32	$77,225.55	$135,992.94	$104,196.11	$86,033.79	$138,554.89	$104,836.84	$172,255.96	$133,912.35	$111,352.91	$245,071.01	
Projected Fund Balance	**	($3,536,886.25)	($3,510,068.98)	($3,567,039.98)	($3,602,760.37)	($3,594,166.69)	($3,637,107.50)	($3,611,279.67)	($3,645,305.57)	($3,661,379.14)	($3,654,929.12)	($3,451,835.67)	
COURT RESTRICTED FEE													
Beginning Fund Balance		$160,989.92	$160,989.92	$160,989.92	$160,989.92	$160,989.92	$160,989.92	$160,989.92	$160,989.92	$160,989.92	$160,989.92	$160,989.92	
Revenues		$0.00	$0.00	$0.00	$0.00	$0.00	$0.00	$0.00	$0.00	$0.00	$0.00	$0.00	
Expenditures		$4,286.15	$456.95	$1,442.14	$463.06	$452.21	$1,602.20	$200.00	$729.57	$200.00	$751.15	$47,062.20	
Projected Fund Balance	**	$156,703.77	$156,246.82	$154,804.68	$154,341.62	$153,889.41	$152,287.21	$152,087.21	$151,357.64	$151,157.64	$150,406.49	$103,344.29	
JV CRIME CONTROL													
Beginning Fund Balance		$2,582,346.42	$2,582,346.42	$2,582,346.42	$2,582,346.42	$2,582,346.42	$2,582,346.42	$2,582,346.42	$2,582,346.42	$2,582,346.42	$2,582,346.42	$2,582,346.42	
Revenues		$125,879.18	$136,261.60	$137,454.73	$134,815.76	$126,556.69	$126,066.27	$120,950.45	$138,624.46	$113,819.90	$128,647.51	$136,642.38	
Expenditures		$0.00	$62,802.54	$56,163.14	$97,309.25	$92,191.13	$125,714.30	$0.00	$137,757.90	$0.00	$161,684.78	$230,227.11	
Projected Fund Balance	**	$2,708,225.60	$2,781,684.66	$2,862,976.25	$2,900,482.76	$2,934,848.32	$2,935,200.29	$3,056,150.74	$3,057,017.30	$3,170,837.20	$3,137,799.93	$3,044,215.20	

*** Beginning Fund Balance in this report for the General Fund is including the 150 days reserve totalling $3,735,953**

**** Unaudited Fund Balance amounts**

FINANCIAL STATEMENT
AS OF: AUGUST 31ST, 2017

02 -UTILITY FUND
REVENUES

	ANNUAL BUDGET	CURRENT PERIOD	Y-T-D ACTUAL	% OF BUDGET	Y-T-D ENCUMB.	BUDGET BALANCE
BEGINNING FUND BALANCE	10,558,224.57		10,558,224.57			
FEES & CHARGES FOR SERVIC						
40-8541 WATER SERVICE	2,700,000.00	305,227.04	2,641,727.94	97.84	0.00	(58,272.06)
40-8542 SEWER SERVICE	1,300,000.00	116,013.72	1,232,579.99	94.81	0.00	(67,420.01)
40-8543 WATER SERVICE-INCREASE	0.00	0.00	11,851.05	0.00	0.00	11,851.05
40-8545 WATER AUTHORITY FEE	40,000.00	1,482.64	9,422.13	23.56	0.00	(30,577.87)
40-8546 CREDIT CARD FEES	2,000.00	629.74	6,255.05	312.75	0.00	4,255.05
TOTAL FEES & CHARGES FOR SERVIC	4,042,000.00	423,353.14	3,901,836.16	96.53	0.00	(140,163.84)
INTEREST EARNED						
40-9601 INTEREST EARNED	10,000.00	3,226.82	25,081.93	250.82	0.00	15,081.93
TOTAL INTEREST EARNED	10,000.00	3,226.82	25,081.93	250.82	0.00	15,081.93
INTERFUND ACTIVITY						
TOTAL						
MISCELLANEOUS REVENUE						
40-9840 PENALTIES & ADJUSTMENTS	25,000.00	(132.70)	27,396.46	109.59	0.00	2,396.46
40-9899 MISCELLANEOUS	25,000.00	3,265.08	23,975.97	95.90	0.00	(1,024.03)
TOTAL MISCELLANEOUS REVENUE	50,000.00	3,132.38	51,372.43	102.74	0.00	1,372.43
OTHER AGENCY REVENUES						
TOTAL						
*** TOTAL FUND REVENUES ***	4,102,000.00	429,712.34	3,978,290.52	96.98	0.00	(123,709.48)
*** TOTAL AVAILABLE REVENUES ***	14,660,224.57		14,536,515.09			

CITY COUNCIL MEETING PACKET FOR SEPTEMBER 18, 2017

FINANCIAL STATEMENT
AS OF: AUGUST 31ST, 2017

02 -UTILITY FUND
45-WATER & SEWER
DEPARTMENT EXPENDITURES

	ANNUAL BUDGET	CURRENT PERIOD	Y-T-D ACTUAL	% OF BUDGET	Y-T-D ENCUMB.	BUDGET BALANCE
SALARIES, WAGES & BENEFIT						
45-3001 SALARIES	177,800.00	13,265.90	150,739.23	84.78	0.00	27,060.77
45-3003 LONGEVITY	2,000.00	138.48	1,545.43	77.27	0.00	454.57
45-3007 OVERTIME	24,500.00	3,464.63	34,020.78	138.86	0.00	(9,520.78)
45-3051 FICA/MEDICARE TAXES	15,700.00	1,245.66	14,140.24	90.07	0.00	1,559.76
45-3052 WORKMEN'S CONPENSATION	6,600.00	0.00	4,150.39	62.88	0.00	2,449.61
45-3053 EMPLOYMENT TAXES	5,400.00	0.00	374.96	6.94	0.00	5,025.04
45-3054 RETIREMENT	31,300.00	2,624.02	29,664.29	94.77	0.00	1,635.71
45-3055 HEALTH INSURANCE	60,100.00	0.00	49,570.12	82.48	0.00	10,529.88
45-3056 LIFE INS	500.00	0.00	312.62	62.52	0.00	187.38
45-3057 DENTAL	5,200.00	0.00	3,214.04	61.81	0.00	1,985.96
45-3058 LONG-TERM DISABILITY	800.00	60.21	625.12	78.14	0.00	174.88
TOTAL SALARIES, WAGES & BENEFIT	329,900.00	20,798.90	288,357.22	87.41	0.00	41,542.78
SUPPLIES						
45-3502 POSTAGE/FREIGHT/DEL. FEE	14,000.00	899.64	9,559.51	68.28	0.00	4,440.49
45-3503 OFFICE SUPPLIES	3,100.00	0.00	855.83	27.61	0.00	2,244.17
45-3504 WEARING APPAREL	2,000.00	0.00	739.09	36.95	0.00	1,260.91
45-3506 CHEMICALS	9,000.00	1,463.22	12,897.31	175.68	2,913.90	(6,811.21)
45-3510 BOOKS & PERIODICALS	600.00	0.00	0.00	0.00	0.00	600.00
45-3523 TOOLS/EQUIPMENT	2,000.00	562.88	1,542.52	77.13	0.00	457.48
45-3534 PARTS AND MATERIALS	1,200.00	0.00	599.44	49.95	0.00	600.56
45-3535 SHOP SUPPLIES	500.00	0.00	163.96	32.79	0.00	336.04
TOTAL SUPPLIES	32,400.00	2,925.74	26,357.66	90.34	2,913.90	3,128.44
MAINTENANCE--BLDGS, STRUC						
45-4001 BUILDINGS AND GROUNDS	4,000.00	444.00	1,619.06	40.48	0.00	2,380.94
45-4041 WATER SYSTEM MAINTENANCE	30,000.00	1,558.77	15,201.41	50.67	0.00	14,798.59
45-4042 SEWER SYSTEM MAINTENANCE	10,000.00	682.57	3,162.74	31.63	0.00	6,837.26
45-4043 WATER PLANTS MAINTENANCE	17,000.00	105.80	9,347.03	83.59	4,863.00	2,789.97
45-4044 LIFT STATIONS MAINTENANCE	16,000.00	0.00	12,333.28	77.08	0.00	3,666.72
45-4045 SEWER PLANT MAINTENANCE	45,000.00	259.81	20,445.80	57.07	5,235.12	19,319.08
TOTAL MAINTENANCE--BLDGS, STRUC	122,000.00	3,050.95	62,109.32	59.19	10,098.12	49,792.56
MAINTENANCE--EQUIPMENT						
45-4504 COMPUTER SOFTWARE	5,300.00	142.00	5,828.15	99.59	(550.00)	21.85
TOTAL MAINTENANCE--EQUIPMENT	5,300.00	142.00	5,828.15	99.59	(550.00)	21.85
SERVICES						
45-5012 PRINTING	1,750.00	3,071.00	5,073.00	289.89	0.00	(3,323.00)
45-5015 LAB TESTS	23,400.00	2,640.86	17,140.91	99.67	6,182.00	77.09
45-5017 UTILITIES	140,000.00	10,233.84	108,415.81	77.44	0.00	31,584.19
45-5019 W.O.B. DISPOSAL-O&M CONTR	500,000.00	48,313.26	264,920.19	52.98	0.00	235,079.81
45-5020 COMMUNICATIONS	9,511.00	559.75	5,911.20	62.15	0.00	3,599.80
45-5022 RENTAL OF EQUIPMENT	500.00	0.00	0.00	0.00	0.00	500.00
45-5025 PUBLIC NOTICES	800.00	0.00	0.00	0.00	0.00	800.00
45-5027 MEMBERSHIPS	1,000.00	0.00	817.00	81.70	0.00	183.00
45-5029 TRAVEL/TRAINING	15,100.00	835.00	10,315.78	68.32	0.00	4,784.22
TOTAL SERVICES	692,061.00	65,653.71	412,593.89	60.51	6,182.00	273,285.11

CITY COUNCIL MEETING PACKET FOR SEPTEMBER 18, 2017

FINANCIAL STATEMENT
AS OF: AUGUST 31ST, 2017

02 -UTILITY FUND
45-WATER & SEWER
DEPARTMENT EXPENDITURES

	ANNUAL BUDGET	CURRENT PERIOD	Y-T-D ACTUAL	% OF BUDGET	Y-T-D ENCUMB.	BUDGET BALANCE
SUNDRY						
45-5405 PERMITS, FEES, CREDIT CD FEES	19,500.00	1,600.91	25,169.46	129.07	0.00	(5,669.46)
45-5411 WATER-PURCHASED	1,608,914.00	118,621.25	1,254,449.78	77.97	0.00	354,464.22
45-5412 WATER AUTHORITY FEES	40,000.00	208.80	9,123.70	22.81	0.00	30,876.30
TOTAL SUNDRY	1,668,414.00	120,430.96	1,288,742.94	77.24	0.00	379,671.06
PROFESSIONAL SERVICES						
45-5501 AUDITS/CONTRACTS/STUDIES	10,000.00	0.00	0.00	0.00	0.00	10,000.00
45-5510 ENGINEERING SERVICES	150,000.00	0.00	950.00	0.26	(560.00)	149,610.00
45-5515 CONSULTANT SERVICES	260,000.00	0.00	259,178.98	100.00	821.02	0.00
TOTAL PROFESSIONAL SERVICES	420,000.00	0.00	260,128.98	62.00	261.02	159,610.00
OTHER SERVICES						
45-6001 INSURANCE-VEHICLES	9,800.00	0.00	10,115.40	103.22	0.00	(315.40)
45-6003 LIABILITY-FIRE & CASUALTY	9,000.00	0.00	7,392.87	82.14	0.00	1,607.13
TOTAL OTHER SERVICES	18,800.00	0.00	17,508.27	93.13	0.00	1,291.73
CAPITAL OUTLAY						
45-6572 SPECIAL EQUIPMENT	66,000.00	0.00	57,555.86	87.21	0.00	8,444.14
TOTAL CAPITAL OUTLAY	66,000.00	0.00	57,555.86	87.21	0.00	8,444.14
CAPITAL IMPROVEMENTS TOTAL						
INTERFUND ACTIVITY						
45-9751 TRANSFER TO GENERAL FUND	470,000.00	470,000.00	470,000.00	100.00	0.00	0.00
45-9753 TRANSFER TO DEBT SERVICE FUND	92,413.00	92,413.00	92,413.00	100.00	0.00	0.00
45-9772 TECHNOLOGY USER FEE	750.00	750.00	750.00	100.00	0.00	0.00
45-9781 EQUIPMENT PURCHASE CONTRIBUTIO	155,000.00	94,000.00	94,000.00	60.65	0.00	61,000.00
45-9791 EQUIPMENT USER FEE	33,800.00	19,500.00	19,500.00	57.69	0.00	14,300.00
TOTAL INTERFUND ACTIVITY	751,963.00	676,663.00	676,663.00	89.99	0.00	75,300.00
TOTAL 45-WATER & SEWER	4,106,838.00	889,665.26	3,095,845.29	75.84	18,905.04	992,087.67

CITY COUNCIL MEETING PACKET FOR SEPTEMBER 18, 2017

FINANCIAL STATEMENT
AS OF: AUGUST 31ST, 2017

02 -UTILITY FUND
46-UTILITY CAPITAL PROJEC
DEPARTMENT EXPENDITURES

	ANNUAL BUDGET	CURRENT PERIOD	Y-T-D ACTUAL	% OF BUDGET	Y-T-D ENCUMB.	BUDGET BALANCE
CAPITAL IMPROVEMENTS						
46-7012 METER REPLACEMENT	250,000.00	5,858.00	163,427.79	65.59	546.00	86,026.21
46-7032 TELEVISING SEWER LINES	50,000.00	21,875.00	46,775.00	100.00	3,225.00	0.00
46-7064 CASTLEBRIDGE WWTP	670,000.00	0.00	55,070.34	0.00	(55,070.34)	670,000.00
46-7072 WATER PLANT - SEATTLE	150,000.00	0.00	38,613.75	24.00	(2,613.75)	114,000.00
46-7080 AUTOCNTRL-SCADA	70,000.00	0.00	5,000.00	0.00	(5,000.00)	70,000.00
46-7094 CASTLEBRIDGE CLARIFIER RE/LINE	210,000.00	0.00	100,000.00	52.14	9,500.00	100,500.00
46-7096 VILLAGE - WATER PLANT	100,000.00	0.00	0.00	0.00	0.00	100,000.00
46-7100 WATER PLANT - WEST ROAD	150,000.00	0.00	0.00	0.00	0.00	150,000.00
46-7101 LIGHTS PROJECT - WATER PLANTS	45,000.00	0.00	0.00	0.00	0.00	45,000.00
46-7108 GROUND STORAGE TANK-SEATTLE WP	150,000.00	0.00	0.00	0.00	0.00	150,000.00
TOTAL CAPITAL IMPROVEMENTS	1,845,000.00	27,733.00	408,886.88	19.48	(49,413.09)	1,485,526.21
TOTAL 46-UTILITY CAPITAL PROJEC	1,845,000.00	27,733.00	408,886.88	19.48	(49,413.09)	1,485,526.21

CITY COUNCIL MEETING PACKET FOR SEPTEMBER 18, 2017

FINANCIAL STATEMENT
AS OF: AUGUST 31ST, 2017

02 -UTILITY FUND
47-UTILITY DEBT SERVICE
DEPARTMENT EXPENDITURES

	ANNUAL BUDGET	CURRENT PERIOD	Y-T-D ACTUAL	% OF BUDGET	Y-T-D ENCUMB.	BUDGET BALANCE
OTHER SERVICES						
TOTAL						
DEBT SERVICE						
TOTAL						
TOTAL						
*** TOTAL EXPENSES ***	5,951,838.00	917,398.26	3,504,732.17	58.37	(30,508.05)	2,477,613.88
EXCESS OF REVENUES OVER EXPENDITURES	(1,849,838.00)	(487,685.92)	473,558.35	27.25-	30,508.05	(2,353,904.40)
*** PROJECTED FUND BALANCE ***	8,708,386.57		11,031,782.92			

*** END OF REPORT ***

CITY COUNCIL MEETING PACKET FOR SEPTEMBER 18, 2017

FINANCIAL STATEMENT
AS OF: AUGUST 31ST, 2017

04 -IMPACT FEE FUND
REVENUES

	ANNUAL BUDGET	CURRENT PERIOD	Y-T-D ACTUAL	% OF BUDGET	Y-T-D ENCUMB.	BUDGET BALANCE
BEGINNING FUND BALANCE	164,788.18		164,788.18			
FEES & CHARGES FOR SERVIC						
43-8547 WATER DISTRIBUTION	20,000.00	(80,737.40)	106,393.30	531.97	0.00	86,393.30
43-8548 SEWER PLANT CAPACITY	10,000.00	1,029.00	38,793.30	387.93	0.00	28,793.30
43-8549 WATER PLANT CAPACITY	1,500.00	0.00	0.00	0.00	0.00	(1,500.00)
TOTAL FEES & CHARGES FOR SERVIC	31,500.00	(79,708.40)	145,186.60	460.91	0.00	113,686.60
INTEREST EARNED						
43-9601 INTEREST EARNED	1,500.00	646.79	4,287.49	285.83	0.00	2,787.49
TOTAL INTEREST EARNED	1,500.00	646.79	4,287.49	285.83	0.00	2,787.49
*** TOTAL FUND REVENUES ***	33,000.00	(79,061.61)	149,474.09	452.95	0.00	116,474.09
*** TOTAL AVAILABLE REVENUES ***	197,788.18		314,262.27			

CITY COUNCIL MEETING PACKET FOR SEPTEMBER 18, 2017

FINANCIAL STATEMENT
AS OF: AUGUST 31ST, 2017

04 -IMPACT FEE FUND
45-WATER & SEWER
DEPARTMENT EXPENDITURES

	ANNUAL BUDGET	CURRENT PERIOD	Y-T-D ACTUAL	% OF BUDGET	Y-T-D ENCUMB.	BUDGET BALANCE
INTERFUND ACTIVITY						
TOTAL						
TOTAL						
EXCESS OF REVENUES OVER EXPENDITURES	33,000.00	(79,061.61)	149,474.09	452.95	0.00	(116,474.09)
*** PROJECTED FUND BALANCE ***	197,788.18		314,262.27			

*** END OF REPORT ***

CITY COUNCIL MEETING PACKET FOR SEPTEMBER 18, 2017

FINANCIAL STATEMENT
AS OF: AUGUST 31ST, 2017

11 -GOLF COURSE FUND
REVENUES

	ANNUAL BUDGET	CURRENT PERIOD	Y-T-D ACTUAL	% OF BUDGET	Y-T-D ENCUMB.	BUDGET BALANCE
BEGINNING FUND BALANCE	(3,557,283.22)		(3,557,283.22)			
FEES & CHARGES FOR SERVIC						
80-8551 GREEN FEES	1,000,000.00	53,137.49	718,308.06	71.83	0.00	(281,691.94)
80-8553 RANGE FEES/CLUB RENTALS	80,000.00	5,154.24	69,623.28	87.03	0.00	(10,376.72)
80-8554 CLUB RENTALS	4,000.00	375.00	3,510.00	87.75	0.00	(490.00)
80-8555 TOURNAMENT GREENS FEES	60,000.00	8,650.70	166,390.15	277.32	0.00	106,390.15
80-8556 TOURNAMENT CART RENTALS	52,000.00	0.00	0.00	0.00	0.00	(52,000.00)
80-8560 MISCELLANEOUS FEES	0.00	390.00	11,951.97	0.00	0.00	11,951.97
80-8567 MERCHANDISE	108,290.00	6,999.74	101,477.03	93.71	0.00	(6,812.97)
80-8568 SPECIAL ORDER MERCHANDISE	40,000.00	315.56	19,648.49	49.12	0.00	(20,351.51)
80-8572 CONCESSION FEES	42,000.00	3,444.57	34,411.11	81.93	0.00	(7,588.89)
80-8575 MEMBERSHIPS	55,000.00	620.00	13,794.38	25.08	0.00	(41,205.62)
80-8579 CASH OVER/UNDER	0.00	15.92	237.21	0.00	0.00	237.21
TOTAL FEES & CHARGES FOR SERVIC	1,441,290.00	79,103.22	1,139,351.68	79.05	0.00	(301,938.32)
INTEREST EARNED						
80-9601 INTEREST EARNED	1,000.00	427.74	3,026.04	302.60	0.00	2,026.04
TOTAL INTEREST EARNED	1,000.00	427.74	3,026.04	302.60	0.00	2,026.04
INTERFUND ACTIVITY						
80-9751 TRANSFER FROM GENERAL FUND	346,171.00	346,171.00	346,171.00	100.00	0.00	0.00
TOTAL INTERFUND ACTIVITY	346,171.00	346,171.00	346,171.00	100.00	0.00	0.00
MISCELLANEOUS REVENUE TOTAL						
OTHER AGENCY REVENUES						
80-9904 FEMA	0.00	22,462.50	22,462.50	0.00	0.00	22,462.50
TOTAL OTHER AGENCY REVENUES	0.00	22,462.50	22,462.50	0.00	0.00	22,462.50
*** TOTAL FUND REVENUES ***	1,788,461.00	448,164.46	1,511,011.22	84.49	0.00	(277,449.78)
*** TOTAL AVAILABLE REVENUES ***	(1,768,822.22)		(2,046,272.00)			

CITY COUNCIL MEETING PACKET FOR SEPTEMBER 18, 2017

FINANCIAL STATEMENT
AS OF: AUGUST 31ST, 2017

11 -GOLF COURSE FUND
81-CLUB HOUSE
DEPARTMENT EXPENDITURES

	ANNUAL BUDGET	CURRENT PERIOD	Y-T-D ACTUAL	% OF BUDGET	Y-T-D ENCUMB.	BUDGET BALANCE
SALARIES, WAGES & BENEFIT						
81-3001 SALARIES AND WAGES	190,724.00	13,540.11	167,686.60	87.92	0.00	23,037.40
81-3002 WAGES	108,110.00	10,309.10	103,469.53	95.71	0.00	4,640.47
81-3003 LONGEVITY	1,248.00	81.26	889.55	71.28	0.00	358.45
81-3007 OVERTIME	1,100.00	44.74	1,010.62	91.87	0.00	89.38
81-3051 FICA/MEDICARE TAXES	23,074.00	1,815.72	21,435.62	92.90	0.00	1,638.38
81-3052 WORKMAN'S COMP	8,039.00	0.00	4,276.16	53.19	0.00	3,762.84
81-3053 UNEMPLOYMENT TAXES	9,000.00	0.00	1,357.10	15.08	0.00	7,642.90
81-3054 RETIREMENT	32,395.00	2,328.12	29,184.79	90.09	0.00	3,210.21
81-3055 INSURANCE	61,269.00	0.00	40,658.98	66.36	0.00	20,610.02
81-3056 LIFE INS	400.00	0.00	363.66	90.92	0.00	36.34
81-3057 DENTAL INSURANCE	3,539.00	0.00	2,594.92	73.32	0.00	944.08
81-3058 LONG-TERM DISABILITY	892.00	67.68	729.51	81.78	0.00	162.49
TOTAL SALARIES, WAGES & BENEFIT	439,790.00	28,186.73	373,657.04	84.96	0.00	66,132.96
COST OF SALES						
81-3401 MERCHANDISE	75,000.00	5,645.66	80,183.91	106.91	0.00	(5,183.91)
81-3415 RANGE BALLS	7,500.00	85.51	5,475.43	73.01	0.00	2,024.57
81-3416 RENTAL CLUBS	1,000.00	0.00	560.01	56.00	0.00	439.99
81-3419 SPECIAL ORDER MERCHANDISE	30,000.00	433.54	12,422.63	42.52	333.81	17,243.56
TOTAL COST OF SALES	113,500.00	6,164.71	98,641.98	87.20	333.81	14,524.21
SUPPLIES						
81-3502 POSTAGE/FREIGHT/DEL.FEE	500.00	0.00	87.61	17.52	0.00	412.39
81-3503 OFFICE SUPPLIES	6,000.00	300.69	5,288.15	88.14	0.00	711.85
81-3504 WEARING APPAREL	2,750.00	197.63	2,202.47	80.09	0.00	547.53
81-3523 TOOLS/EQUIPMENT	2,000.00	0.00	1,549.69	77.48	0.00	450.31
81-3529 REPAIR PARTS	250.00	0.00	132.73	53.09	0.00	117.27
81-3605 MISCELLANEOUS SERVICE FEES	0.00	0.00	4,158.00	0.00	3,042.00	(7,200.00)
TOTAL SUPPLIES	11,500.00	498.32	13,418.65	143.14	3,042.00	(4,960.65)
MAINTENANCE--BLDGS, STRUC						
TOTAL						
MAINTENANCE--EQUIPMENT						
81-4501 FURN, FIXTURE/EPT MAINTENANCE	1,000.00	0.00	782.33	78.23	0.00	217.67
81-4504 COMPUTER SOFTWARE	7,300.00	0.00	4,195.00	57.47	0.00	3,105.00
81-4506 CART MAINTENANCE	3,500.00	0.00	928.82	26.54	0.00	2,571.18
81-4520 EQUIPMENT MAINTENANCE/OUTSOURC	2,000.00	0.00	0.00	0.00	0.00	2,000.00
81-4599 MISCELLANEOUS EQUIPMENT	2,000.00	0.00	223.37	11.17	0.00	1,776.63
TOTAL MAINTENANCE--EQUIPMENT	15,800.00	0.00	6,129.52	38.79	0.00	9,670.48

CITY COUNCIL MEETING PACKET FOR SEPTEMBER 18, 2017

FINANCIAL STATEMENT
AS OF: AUGUST 31ST, 2017

11 -GOLF COURSE FUND
81-CLUB HOUSE
DEPARTMENT EXPENDITURES

	ANNUAL BUDGET	CURRENT PERIOD	Y-T-D ACTUAL	% OF BUDGET	Y-T-D ENCUMB.	BUDGET BALANCE
SERVICES						
81-5012 PRINTING	3,500.00	0.00	343.78	9.82	0.00	3,156.22
81-5020 COMMUNICATIONS	7,500.00	(685.43)	4,862.42	64.83	0.00	2,637.58
81-5023 LEASE EQUIPMENT	1,000.00	0.00	500.00	50.00	0.00	500.00
81-5027 MEMBERSHIPS/SUBCRIPTIONS	1,750.00	0.00	766.50	43.80	0.00	983.50
81-5029 TRAVEL/TRAINING	2,500.00	47.61	627.75	25.11	0.00	1,872.25
81-5043 ADVERTISING/PROMOTION	26,000.00	864.92	13,829.88	55.79	676.80	11,493.32
TOTAL SERVICES	42,250.00	227.10	20,930.33	51.14	676.80	20,642.87
SUNDRY						
81-5405 CREDIT CARD CHARGES	24,900.00	2,189.87	26,351.12	105.83	0.00	(1,451.12)
81-5410 SECURITY	2,000.00	255.00	1,262.00	63.10	0.00	738.00
81-5413 TOURNAMENT FEES EXPENSE	1,500.00	0.00	793.42	52.89	0.00	706.58
81-5421 EQUIPMENT LEASE DEBT	2,800.00	225.00	2,475.00	88.39	0.00	325.00
TOTAL SUNDRY	31,200.00	2,669.87	30,881.54	98.98	0.00	318.46
PROFESSIONAL SERVICES						
81-5501 AUDITS/CONTRACT/STUDIES	6,625.00	0.00	0.00	0.00	0.00	6,625.00
TOTAL PROFESSIONAL SERVICES	6,625.00	0.00	0.00	0.00	0.00	6,625.00
OTHER SERVICES						
81-6003 LIABILITY-FIRE & CASUALTY INSR	18,000.00	0.00	23,066.26	128.15	0.00	(5,066.26)
TOTAL OTHER SERVICES	18,000.00	0.00	23,066.26	128.15	0.00	(5,066.26)
CAPITAL OUTLAY						
81-6571 OFFICE FURNITURE & EQUIPMENT	900.00	0.00	0.00	0.00	0.00	900.00
TOTAL CAPITAL OUTLAY	900.00	0.00	0.00	0.00	0.00	900.00
CAPITAL IMPROVEMENTS TOTAL						
INTERFUND ACTIVITY						
81-9772 TECHNOLOGY USER FEE	3,625.00	3,625.00	3,625.00	100.00	0.00	0.00
81-9791 EQUIP USER FEE	67,025.00	67,025.00	67,025.00	100.00	0.00	0.00
TOTAL INTERFUND ACTIVITY	70,650.00	70,650.00	70,650.00	100.00	0.00	0.00
TOTAL 81-CLUB HOUSE	750,215.00	108,396.73	637,375.32	85.50	4,052.61	108,787.07

CITY COUNCIL MEETING PACKET FOR SEPTEMBER 18, 2017

FINANCIAL STATEMENT
AS OF: AUGUST 31ST, 2017

11 -GOLF COURSE FUND
82-COURSE MAINTENANCE
DEPARTMENT EXPENDITURES

	ANNUAL BUDGET	CURRENT PERIOD	Y-T-D ACTUAL	% OF BUDGET	Y-T-D ENCUMB.	BUDGET BALANCE
SALARIES, WAGES & BENEFIT						
82-3001 SALARIES AND WAGES	208,677.00	16,696.40	187,644.57	89.92	0.00	21,032.43
82-3002 WAGES	63,940.00	1,271.90	18,548.24	29.01	0.00	45,391.76
82-3003 LONGEVITY	2,600.00	192.00	2,096.61	80.64	0.00	503.39
82-3007 OVERTIME	5,000.00	823.84	8,993.75	179.88	0.00	(3,993.75)
82-3051 FICA/MEDICARE TAXES	21,500.00	1,384.23	16,485.29	76.68	0.00	5,014.71
82-3052 WORKMAN'S COMP	7,900.00	0.00	4,967.90	62.88	0.00	2,932.10
82-3053 UNEMPLOYMENT TAXES	9,000.00	0.00	207.50	2.31	0.00	8,792.50
82-3054 RETIREMENT	38,900.00	2,944.26	34,416.88	88.48	0.00	4,483.12
82-3055 INSURANCE	95,100.00	0.00	78,262.94	82.30	0.00	16,837.06
82-3056 LIFE INS	700.00	0.00	456.81	65.26	0.00	243.19
82-3057 DENTAL	5,400.00	0.00	4,794.56	88.79	0.00	605.44
82-3058 LONG-TERM DISABILITY	900.00	73.60	816.13	90.68	0.00	83.87
TOTAL SALARIES, WAGES & BENEFIT	459,617.00	23,386.23	357,691.18	77.82	0.00	101,925.82
SUPPLIES						
82-3504 WEARING APPAREL	2,500.00	628.64	1,174.37	46.97	0.00	1,325.63
82-3514 FUEL & OIL	18,042.50	1,800.74	10,823.42	59.99	0.00	7,219.08
82-3523 TOOLS/EQUIPMENT	2,000.00	640.49	1,864.52	93.23	0.00	135.48
82-3535 GROUND/SHOP SUPPLIES	7,750.00	474.45	6,840.33	88.26	0.00	909.67
82-3536 LANDSCAPING MATERIALS	75,000.00	5,193.83	65,151.79	89.99	2,343.10	7,505.11
TOTAL SUPPLIES	105,292.50	8,738.15	85,854.43	83.76	2,343.10	17,094.97
MAINTENANCE--BLDGS, STRUC						
82-4041 WATER WELL MAINTENANCE	3,000.00	2,190.00	2,535.00	84.50	0.00	465.00
TOTAL MAINTENANCE--BLDGS, STRUC	3,000.00	2,190.00	2,535.00	84.50	0.00	465.00
MAINTENANCE--EQUIPMENT						
82-4505 IRRIGATION EQUIPMENT	8,750.00	1,163.61	7,474.72	96.93	1,006.35	268.93
82-4599 MISCELLANEOUS EQUIPMENT	3,000.00	550.00	2,153.31	71.78	0.00	846.69
TOTAL MAINTENANCE--EQUIPMENT	11,750.00	1,713.61	9,628.03	90.51	1,006.35	1,115.62
SERVICES						
82-5022 RENTAL EQUIPMENT	4,000.00	258.00	2,838.00	70.95	0.00	1,162.00
82-5027 MEMBERSHIPS/SUBSCRIPTIONS	1,000.00	75.00	100.00	10.00	0.00	900.00
82-5029 TRAVEL/TRAINING	3,000.00	0.00	1,437.54	47.92	0.00	1,562.46
82-5040 BUILDING MAINT-OUTSOURCING	9,457.50	0.00	1,305.74	73.44	5,640.00	2,511.76
TOTAL SERVICES	17,457.50	333.00	5,681.28	64.85	5,640.00	6,136.22
SUNDRY						
82-5405 PERMITS & FEES	1,000.00	0.00	0.00	0.00	0.00	1,000.00
82-5412 WATER AUTHORITY FEES	140,000.00	6,171.20	50,464.80	36.05	0.00	89,535.20
TOTAL SUNDRY	141,000.00	6,171.20	50,464.80	35.79	0.00	90,535.20

CITY COUNCIL MEETING PACKET FOR SEPTEMBER 18, 2017

FINANCIAL STATEMENT
AS OF: AUGUST 31ST, 2017

11 -GOLF COURSE FUND
82-COURSE MAINTENANCE
DEPARTMENT EXPENDITURES

	ANNUAL BUDGET	CURRENT PERIOD	Y-T-D ACTUAL	% OF BUDGET	Y-T-D ENCUMB.	BUDGET BALANCE
PROFESSIONAL SERVICES						
82-5508 SANITARY/TRASH SERVICES	4,000.00	0.00	1,017.90	25.45	0.00	2,982.10
TOTAL PROFESSIONAL SERVICES	4,000.00	0.00	1,017.90	25.45	0.00	2,982.10
CAPITAL OUTLAY						
TOTAL						
INTERFUND ACTIVITY						
82-9773 COMP. EQUIPMENT USER FEE	375.00	375.00	375.00	100.00	0.00	0.00
82-9791 EQUIPMENT USER FEE	84,579.00	84,579.00	84,579.00	100.00	0.00	0.00
TOTAL INTERFUND ACTIVITY	84,954.00	84,954.00	84,954.00	100.00	0.00	0.00
TOTAL 82-COURSE MAINTENANCE	827,071.00	127,486.19	597,826.62	73.37	8,989.45	220,254.93

CITY COUNCIL MEETING PACKET FOR SEPTEMBER 18, 2017

FINANCIAL STATEMENT
AS OF: AUGUST 31ST, 2017

11 -GOLF COURSE FUND
83-BUILDING MAINTENANCE
DEPARTMENT EXPENDITURES

	ANNUAL BUDGET	CURRENT PERIOD	Y-T-D ACTUAL	% OF BUDGET	Y-T-D ENCUMB.	BUDGET BALANCE
SALARIES, WAGES & BENEFIT						
TOTAL						
SUPPLIES						
83-3517 JANITORIAL SUPPLIES	5,500.00	450.68	3,936.60	71.57	0.00	1,563.40
TOTAL SUPPLIES	5,500.00	450.68	3,936.60	71.57	0.00	1,563.40
MAINTENANCE--BLDGS, STRUC						
83-4001 BUILDINGS & GROUNDS	13,000.00	1,150.29	19,073.83	142.88	(499.41)	(5,574.42)
TOTAL MAINTENANCE--BLDGS, STRUC	13,000.00	1,150.29	19,073.83	142.88	(499.41)	(5,574.42)
MAINTENANCE--EQUIPMENT						
TOTAL						
SERVICES						
83-5017 UTILITIES	40,000.00	2,655.48	19,918.61	49.80	0.00	20,081.39
TOTAL SERVICES	40,000.00	2,655.48	19,918.61	49.80	0.00	20,081.39
TOTAL 83-BUILDING MAINTENANCE	58,500.00	4,256.45	42,929.04	72.53	(499.41)	16,070.37

CITY COUNCIL MEETING PACKET FOR SEPTEMBER 18, 2017

FINANCIAL STATEMENT
AS OF: AUGUST 31ST, 2017

11 -GOLF COURSE FUND
84-GC CONCESSIONS
DEPARTMENT EXPENDITURES

	ANNUAL BUDGET	CURRENT PERIOD	Y-T-D ACTUAL	% OF BUDGET	Y-T-D ENCUMB.	BUDGET BALANCE
SALARIES, WAGES & BENEFIT						
TOTAL						
COST OF SALES						
TOTAL						
MAINTENANCE--EQUIPMENT						
TOTAL						
SERVICES						
TOTAL						
TOTAL						

CITY COUNCIL MEETING PACKET FOR SEPTEMBER 18, 2017

FINANCIAL STATEMENT
AS OF: AUGUST 31ST, 2017

11 -GOLF COURSE FUND
85-GC DEBT SERVICE
DEPARTMENT EXPENDITURES

	ANNUAL BUDGET	CURRENT PERIOD	Y-T-D ACTUAL	% OF BUDGET	Y-T-D ENCUMB.	BUDGET BALANCE
OTHER SERVICES						
TOTAL						
DEBT SERVICE						
TOTAL						
CAPITAL IMPROVEMENTS						
TOTAL						
TOTAL						

CITY COUNCIL MEETING PACKET FOR SEPTEMBER 18, 2017

FINANCIAL STATEMENT
AS OF: AUGUST 31ST, 2017

11 -GOLF COURSE FUND
87-GC CAPITAL IMPROVEMENT
DEPARTMENT EXPENDITURES

	ANNUAL BUDGET	CURRENT PERIOD	Y-T-D ACTUAL	% OF BUDGET	Y-T-D ENCUMB.	BUDGET BALANCE
CAPITAL IMPROVEMENTS						
87-7010 CAPITAL IMPROVEMENT	82,450.00	0.00	47,356.62	72.86	12,720.08	22,373.30
TOTAL CAPITAL IMPROVEMENTS	82,450.00	0.00	47,356.62	72.86	12,720.08	22,373.30
INTERFUND ACTIVITY						
TOTAL						
TOTAL 87-GC CAPITAL IMPROVEMENT	82,450.00	0.00	47,356.62	72.86	12,720.08	22,373.30

CITY COUNCIL MEETING PACKET FOR SEPTEMBER 18, 2017

FINANCIAL STATEMENT
AS OF: AUGUST 31ST, 2017

11 -GOLF COURSE FUND
88-EQUIPMENT MAINTENANCE
DEPARTMENT EXPENDITURES

	ANNUAL BUDGET	CURRENT PERIOD	Y-T-D ACTUAL	% OF BUDGET	Y-T-D ENCUMB.	BUDGET BALANCE
SALARIES, WAGES & BENEFIT						
88-3001 SALARIES AND WAGES	42,400.00	3,252.80	38,042.33	89.72	0.00	4,357.67
88-3003 LONGEVITY	800.00	59.08	672.28	84.04	0.00	127.72
88-3007 OVERTIME	1,500.00	0.00	1,268.55	84.57	0.00	231.45
88-3051 FICA/MEDICARE TAXES	3,400.00	244.06	3,070.56	90.31	0.00	329.44
88-3052 WORKER'S COMP	1,300.00	0.00	817.50	62.88	0.00	482.50
88-3053 UNEMPLOYMENT TAXES	900.00	0.00	8.50	0.94	0.00	891.50
88-3054 RETIREMENT	6,700.00	513.66	6,393.90	95.43	0.00	306.10
88-3055 HEALTH INSURANCE	10,500.00	0.00	8,226.20	78.34	0.00	2,273.80
88-3056 LIFE INS	100.00	0.00	63.80	63.80	0.00	36.20
88-3057 DENTAL	1,100.00	0.00	850.80	77.35	0.00	249.20
88-3058 LONG TERM DISABILITY	200.00	14.80	146.84	73.42	0.00	53.16
TOTAL SALARIES, WAGES & BENEFIT	68,900.00	4,084.40	59,561.26	86.45	0.00	9,338.74
SUPPLIES						
88-3504 WEARING APPAREL	375.00	0.00	97.71	26.06	0.00	277.29
88-3514 FUEL & OIL	1,300.00	0.00	1,057.09	81.31	0.00	242.91
88-3523 TOOLS/EQUIPMENT	1,500.00	296.53	717.94	47.86	0.00	782.06
88-3529 REPAIR PARTS	22,000.00	108.38	14,831.94	67.42	0.00	7,168.06
88-3535 GROUND/SHOP SUPPLIES	6,000.00	442.33	3,810.13	63.50	0.00	2,189.87
TOTAL SUPPLIES	31,175.00	847.24	20,514.81	65.81	0.00	10,660.19
MAINTENANCE--EQUIPMENT TOTAL						
SERVICES						
88-5029 TRAVEL/TRAINING	100.00	0.00	0.00	0.00	0.00	100.00
TOTAL SERVICES	100.00	0.00	0.00	0.00	0.00	100.00
TOTAL 88-EQUIPMENT MAINTENANCE	100,175.00	4,931.64	80,076.07	79.94	0.00	20,098.93
*** TOTAL EXPENSES ***	1,818,411.00	245,071.01	1,405,563.67	78.69	25,262.73	387,584.60
EXCESS OF REVENUES OVER EXPENDITURES	(29,950.00)	203,093.45	105,447.55	267.73-	(25,262.73)	(110,134.82)
*** PROJECTED FUND BALANCE ***	(3,587,233.22)		(3,451,835.67)			

*** END OF REPORT ***

CITY COUNCIL MEETING PACKET FOR SEPTEMBER 18, 2017

FINANCIAL STATEMENT
AS OF: AUGUST 31ST, 2017

01 -GENERAL FUND
REVENUES

	ANNUAL BUDGET	CURRENT PERIOD	Y-T-D ACTUAL	% OF BUDGET	Y-T-D ENCUMB.	BUDGET BALANCE
BEGINNING FUND BALANCE	9,527,220.31		9,527,220.31			
PROPERTY TAXES						
10-7101 CURRENT PROPERTY TAXES	5,872,843.00	0.00	5,814,499.19	99.01	0.00	(58,343.81)
10-7102 DELINQUENT PROPERTY TAXES	30,000.00	0.00	(72,337.21)	241.12-	0.00	(102,337.21)
10-7103 PENALTY, INTEREST & COSTS	25,000.00	0.00	19,110.40	76.44	0.00	(5,889.60)
TOTAL PROPERTY TAXES	5,927,843.00	0.00	5,761,272.38	97.19	0.00	(166,570.62)
OTHER TAXES						
10-7511 ELECTRIC FRANCHISE	360,000.00	30,228.60	330,650.80	91.85	0.00	(29,349.20)
10-7512 TELEPHONE FRANCHISE	120,000.00	9,748.89	109,184.75	90.99	0.00	(10,815.25)
10-7513 GAS FRANCHISE	25,000.00	7,273.65	32,210.88	128.84	0.00	7,210.88
10-7514 CABLE TV FRANCHISE	60,000.00	19,142.12	74,419.86	124.03	0.00	14,419.86
10-7515 TELECOMMUNICATION	35,000.00	6,864.55	38,819.91	110.91	0.00	3,819.91
10-7621 CITY SALES TAX	1,900,000.00	272,680.80	2,858,886.36	150.47	0.00	958,886.36
10-7622 SALES TX-RED. PROPERTY TX	950,000.00	136,340.40	1,429,443.17	150.47	0.00	479,443.17
10-7631 MIXED DRINK TAX	35,000.00	0.00	35,568.25	101.62	0.00	568.25
TOTAL OTHER TAXES	3,485,000.00	482,279.01	4,909,183.98	140.87	0.00	1,424,183.98
FINES WARRANTS & BONDS						
10-8001 FINES	820,000.00	65,111.92	878,373.01	107.12	0.00	58,373.01
10-8002 TIME PAYMENT FEE-GENERAL	10,700.00	608.28	8,746.92	81.75	0.00	(1,953.08)
10-8003 TIME PAYMENT FEE-COURT	0.00	152.06	2,174.25	0.00	0.00	2,174.25
10-8004 COURT TECHNOLOGY FEES	0.00	1,737.83	20,422.07	0.00	0.00	20,422.07
10-8005 COURT SECURITY FEE	0.00	1,297.41	15,279.97	0.00	0.00	15,279.97
10-8006 OMNI FEE	7,000.00	560.11	7,025.05	100.36	0.00	25.05
10-8007 CHILD SAFETY FEE	0.00	50.00	1,316.34	0.00	0.00	1,316.34
10-8008 JUDICIAL FEE	0.00	254.72	3,027.70	0.00	0.00	3,027.70
TOTAL FINES WARRANTS & BONDS	837,700.00	69,772.33	936,365.31	111.78	0.00	98,665.31
FEES & CHARGES FOR SERVIC						
10-8501 GARBAGE FEES/RESIDENTIAL	1,000.00	265.46	2,272.93	227.29	0.00	1,272.93
10-8503 POOL MEMBERSHIP FEES	10,000.00	1,322.00	16,254.00	162.54	0.00	6,254.00
10-8507 AMBULANCE SERVICE FEES	300,000.00	14,467.17	269,799.80	89.93	0.00	(30,200.20)
10-8508 TRAINING FEES-FIRE DEPT	500.00	0.00	0.00	0.00	0.00	(500.00)
10-8509 PET TAGS	700.00	55.00	965.00	137.86	0.00	265.00
10-8510 POUND FEES	150.00	0.00	60.00	40.00	0.00	(90.00)
10-8511 JERSEY VILLAGE STICKERS	0.00	3.00	104.00	0.00	0.00	104.00
10-8512 RENTAL FEE	28,000.00	100.00	33,232.13	118.69	0.00	5,232.13
10-8513 CHILD SAFETY FEE-COUNTY	8,000.00	780.74	8,561.77	107.02	0.00	561.77
10-8514 FOOD & BEVERAGE FEES	600.00	0.00	1,222.00	203.67	0.00	622.00
10-8515 POLICE OFFICER FEE	0.00	0.00	1,820.00	0.00	0.00	1,820.00
10-8999 PLAN CHECKING AND PLAT REVIEW	20,000.00	2,844.12	33,648.53	168.24	0.00	13,648.53
TOTAL FEES & CHARGES FOR SERVIC	368,950.00	19,837.49	367,940.16	99.73	0.00	(1,009.84)

CITY COUNCIL MEETING PACKET FOR SEPTEMBER 18, 2017

FINANCIAL STATEMENT
AS OF: AUGUST 31ST, 2017

01 -GENERAL FUND
REVENUES

	ANNUAL BUDGET	CURRENT PERIOD	Y-T-D ACTUAL	% OF BUDGET	Y-T-D ENCUMB.	BUDGET BALANCE
LICENSES & PERMITS						
10-9001 BUILDING PERMITS	50,000.00	3,297.25	107,266.63	214.53	0.00	57,266.63
10-9002 PLUMBING PERMITS	6,000.00	650.00	12,205.00	203.42	0.00	6,205.00
10-9003 ELECTRICAL PERMITS	10,000.00	2,082.00	21,956.00	219.56	0.00	11,956.00
10-9004 MECHANICAL PERMITS	7,000.00	1,103.50	8,364.50	119.49	0.00	1,364.50
10-9006 SIGN PERMITS	15,000.00	300.00	7,177.48	47.85	0.00	(7,822.52)
10-9007 LIQUOR LICENSES	3,500.00	0.00	4,055.00	115.86	0.00	555.00
10-9009 ELECTRICAL LICENSES	500.00	0.00	0.00	0.00	0.00	(500.00)
10-9012 BURGLAR/FIRE ALARM PERMIT	10,000.00	547.00	9,948.89	99.49	0.00	(51.11)
10-9013 FIRE MARSHAL PERM FEES	500.00	0.00	1,588.00	317.60	0.00	1,088.00
10-9014 POLITICAL SIGN PERMITS	100.00	0.00	0.00	0.00	0.00	(100.00)
10-9015 OPERATIONAL HARZADOUS PERM	100.00	0.00	0.00	0.00	0.00	(100.00)
10-9016 HOTEL/MOTEL LICENSE PERMITS	1,000.00	0.00	250.00	25.00	0.00	(750.00)
TOTAL LICENSES & PERMITS	103,700.00	7,979.75	172,811.50	166.65	0.00	69,111.50
INTEREST EARNED						
10-9601 INTEREST EARNED	45,000.00	16,014.77	109,881.67	244.18	0.00	64,881.67
TOTAL INTEREST EARNED	45,000.00	16,014.77	109,881.67	244.18	0.00	64,881.67
INTERFUND ACTIVITY						
10-9750 CRIME CONTROL DISTRICT REIMB.	1,024,048.00	75,227.11	808,850.15	78.99	0.00	(215,197.85)
10-9752 TRANSFER FROM UTLY FUND	470,000.00	470,000.00	470,000.00	100.00	0.00	0.00
10-9753 COURT SECURITY & TECH REIMB.	43,100.00	43,100.00	43,100.00	100.00	0.00	0.00
10-9754 TRANFER FROM MOTEL TAX FUND	16,500.00	16,500.00	16,500.00	100.00	0.00	0.00
TOTAL INTERFUND ACTIVITY	1,553,648.00	604,827.11	1,338,450.15	86.15	0.00	(215,197.85)
MISCELLANEOUS REVENUE						
10-9802 SALE OF ASSETS	0.00	0.00	40,732.95	0.00	0.00	40,732.95
10-9807 DONATIONS - POLICE DEPT.	0.00	0.00	35.00	0.00	0.00	35.00
10-9808 DONATION-CITY BEAUTIFICATION	0.00	0.00	2,010.00	0.00	0.00	2,010.00
10-9811 REIMBRSMNT-WORKMEN'S COMP	0.00	3,605.09	8,512.02	0.00	0.00	8,512.02
10-9815 INSURANCE SETTLEMENT	0.00	0.00	6,278.72	0.00	0.00	6,278.72
10-9816 PROPERTY LIENS/ORD VIOLATION	0.00	0.00	666.70	0.00	0.00	666.70
10-9899 MISCELLANEOUS	20,000.00	6,990.80	112,837.35	564.19	0.00	92,837.35
TOTAL MISCELLANEOUS REVENUE	20,000.00	10,595.89	171,072.74	855.36	0.00	151,072.74
OTHER AGENCY REVENUES						
10-9904 FEMA	0.00	65,956.91	132,973.10	0.00	0.00	132,973.10
10-9905 FEDERAL & STATE GRANT	0.00	0.00	127,364.11	0.00	0.00	127,364.11
10-9906 LEOSE FUNDS - TRAINING GRANT	0.00	0.00	3,068.33	0.00	0.00	3,068.33
TOTAL OTHER AGENCY REVENUES	0.00	65,956.91	263,405.54	0.00	0.00	263,405.54
*** TOTAL FUND REVENUES ***	12,341,841.00	1,277,263.26	14,030,383.43	113.68	0.00	1,688,542.43
*** TOTAL AVAILABLE REVENUES ***	21,869,061.31		23,557,603.74			

CITY COUNCIL MEETING PACKET FOR SEPTEMBER 18, 2017

FINANCIAL STATEMENT
AS OF: AUGUST 31ST, 2017

01 -GENERAL FUND
11-ADMINISTRATIVE SERVICE
DEPARTMENT EXPENDITURES

	ANNUAL BUDGET	CURRENT PERIOD	Y-T-D ACTUAL	% OF BUDGET	Y-T-D ENCUMB.	BUDGET BALANCE
SALARIES, WAGES & BENEFIT						
11-3001 SALARIES	348,800.00	19,332.80	217,282.65	62.29	0.00	131,517.35
11-3003 LONGEVITY	1,700.00	33.24	832.33	48.96	0.00	867.67
11-3007 OVERTIME	500.00	0.00	1,920.00	384.00	0.00	(1,420.00)
11-3010 INCENTIVES	0.00	55.38	415.35	0.00	0.00	(415.35)
11-3020 EMPLOYEE AWARDS/BONUS	800.00	0.00	882.15	110.27	0.00	(82.15)
11-3051 FICA/MEDICARE TAXES	26,900.00	1,333.93	14,766.25	54.89	0.00	12,133.75
11-3052 WORKMEN'S COMPENSATION	11,800.00	0.00	7,420.40	62.88	0.00	4,379.60
11-3053 UNEMPLOYMENT COMPENSATION	3,600.00	0.00	46.10	1.28	0.00	3,553.90
11-3054 RETIREMENT	54,600.00	3,118.45	35,585.06	65.17	0.00	19,014.94
11-3055 HEALTH INSURANCE	74,100.00	0.00	42,711.32	57.64	0.00	31,388.68
11-3056 LIFE INS	400.00	0.00	185.02	46.26	0.00	214.98
11-3057 DENTAL INSURANCE	4,200.00	0.00	2,465.72	58.71	0.00	1,734.28
11-3058 LONG-TERM DISABILITY	1,500.00	66.61	778.27	51.88	0.00	721.73
TOTAL SALARIES, WAGES & BENEFIT	528,900.00	23,940.41	325,290.62	61.50	0.00	203,609.38
SUPPLIES						
11-3502 POSTAGE/FREIGHT/DEL. FEE	250.00	0.00	0.00	0.00	0.00	250.00
11-3503 OFFICE SUPPLIES	2,500.00	479.85	2,716.52	108.66	0.00	(216.52)
11-3510 BOOKS & PERIODICALS	300.00	0.00	167.50	55.83	0.00	132.50
11-3520 FOOD	4,000.00	644.09	3,237.17	80.93	0.00	762.83
TOTAL SUPPLIES	7,050.00	1,123.94	6,121.19	86.83	0.00	928.81
MAINTENANCE--EQUIPMENT						
11-4501 FURN.,FIXT.,& OFF. MACH.	250.00	0.00	230.00	92.00	0.00	20.00
TOTAL MAINTENANCE--EQUIPMENT	250.00	0.00	230.00	92.00	0.00	20.00
SERVICES						
11-5001 MAYOR & COUNCIL EXPENDITURES	4,000.00	458.38	1,817.29	45.43	0.00	2,182.71
11-5007 RECORDS MANAGEMENT	5,000.00	229.16	3,759.60	75.19	0.00	1,240.40
11-5012 PRINTING	250.00	0.00	241.20	96.48	0.00	8.80
11-5014 MEDICAL EXPENSES	5,000.00	376.00	3,072.00	61.44	0.00	1,928.00
11-5020 COMMUNICATIONS	4,500.00	263.22	4,225.28	93.90	0.00	274.72
11-5025 PUBLIC NOTICES	5,000.00	1,048.94	4,678.74	93.57	0.00	321.26
11-5026 CODIFICATIONS	5,000.00	0.00	2,188.52	43.77	0.00	2,811.48
11-5027 MEMBERSHIPS/SUBCRIPTIONS	6,850.00	55.90	5,200.83	75.92	0.00	1,649.17
11-5029 TRAVEL/TRAINING	9,500.00	552.00	4,145.40	43.64	0.00	5,354.60
11-5030 CAR ALLOWANCE	4,600.00	500.00	2,750.00	59.78	0.00	1,850.00
11-5041 NEWSLETTER	7,500.00	445.00	7,259.00	96.79	0.00	241.00
TOTAL SERVICES	57,200.00	3,928.60	39,337.86	68.77	0.00	17,862.14

CITY COUNCIL MEETING PACKET FOR SEPTEMBER 18, 2017

FINANCIAL STATEMENT
AS OF: AUGUST 31ST, 2017

01 -GENERAL FUND
11-ADMINISTRATIVE SERVICE
DEPARTMENT EXPENDITURES

	ANNUAL BUDGET	CURRENT PERIOD	Y-T-D ACTUAL	% OF BUDGET	Y-T-D ENCUMB.	BUDGET BALANCE
SUNDRY						
11-5401 ELECTION EXPENSE	7,000.00	36.75	5,548.69	79.27	0.00	1,451.31
TOTAL SUNDRY	7,000.00	36.75	5,548.69	79.27	0.00	1,451.31
PROFESSIONAL SERVICES						
11-5515 CONSULTANT SERVICES	90,000.00	0.00	91,582.94	101.76	0.00	(1,582.94)
TOTAL PROFESSIONAL SERVICES	90,000.00	0.00	91,582.94	101.76	0.00	(1,582.94)
OTHER SERVICES						
11-6005 NOTARY SURETY BONDS	300.00	0.00	85.94	28.65	0.00	214.06
TOTAL OTHER SERVICES	300.00	0.00	85.94	28.65	0.00	214.06
CAPITAL OUTLAY						
TOTAL						
INTERFUND ACTIVITY						
11-9772 TECHNOLOGY USER FEE	5,250.00	5,250.00	5,250.00	100.00	0.00	0.00
TOTAL INTERFUND ACTIVITY	5,250.00	5,250.00	5,250.00	100.00	0.00	0.00
TOTAL 11-ADMINISTRATIVE SERVICE	695,950.00	34,279.70	473,447.24	68.03	0.00	222,502.76

CITY COUNCIL MEETING PACKET FOR SEPTEMBER 18, 2017

FINANCIAL STATEMENT
AS OF: AUGUST 31ST, 2017

01 -GENERAL FUND
12-LEGAL/OTHER SERVICES
DEPARTMENT EXPENDITURES

	ANNUAL BUDGET	CURRENT PERIOD	Y-T-D ACTUAL	% OF BUDGET	Y-T-D ENCUMB.	BUDGET BALANCE
SALARIES, WAGES & BENEFIT						
12-3052 WORKMEN'S COMPENSATION	300.00	0.00	188.65	62.88	0.00	111.35
TOTAL SALARIES, WAGES & BENEFIT	300.00	0.00	188.65	62.88	0.00	111.35
SERVICES						
12-5023 GRANTS AND INCENTIVES	1,600,000.00	323,940.65	1,007,924.41	63.00	0.00	592,075.59
TOTAL SERVICES	1,600,000.00	323,940.65	1,007,924.41	63.00	0.00	592,075.59
SUNDRY						
TOTAL						
PROFESSIONAL SERVICES						
12-5502 LEGAL FEES	125,000.00	166,374.86	305,516.60	244.41	0.00	(180,516.60)
12-5515 CONSULTANT SERVICES	11,500.00	0.00	10,000.00	86.96	0.00	1,500.00
TOTAL PROFESSIONAL SERVICES	136,500.00	166,374.86	315,516.60	231.15	0.00	(179,016.60)
OTHER SERVICES						
12-6001 AUTOMOBILE LIABILITY	45,000.00	0.00	37,721.60	83.83	0.00	7,278.40
12-6003 LIABILITY-FIRE & CASUALTY INSR	65,000.00	0.00	62,042.87	95.45	0.00	2,957.13
12-6005 SURETY BONDS	1,000.00	0.00	608.00	60.80	0.00	392.00
12-6007 INSURANCE/DEDUCTIBLE	0.00	0.00	(3,097.60)	0.00	0.00	3,097.60
TOTAL OTHER SERVICES	111,000.00	0.00	97,274.87	87.64	0.00	13,725.13
INTERFUND ACTIVITY						
12-9761 TRANSFER TO GOLF FUND	346,171.00	346,171.00	346,171.00	100.00	0.00	0.00
12-9772 TECHNOLOGY USER FEES	500.00	500.00	500.00	100.00	0.00	0.00
TOTAL INTERFUND ACTIVITY	346,671.00	346,671.00	346,671.00	100.00	0.00	0.00
TOTAL 12-LEGAL/OTHER SERVICES	2,194,471.00	836,986.51	1,767,575.53	80.55	0.00	426,895.47

CITY COUNCIL MEETING PACKET FOR SEPTEMBER 18, 2017

FINANCIAL STATEMENT
AS OF: AUGUST 31ST, 2017

01 -GENERAL FUND
13-INFO TECHNOLOGY
DEPARTMENT EXPENDITURES

	ANNUAL BUDGET	CURRENT PERIOD	Y-T-D ACTUAL	% OF BUDGET	Y-T-D ENCUMB.	BUDGET BALANCE
SALARIES, WAGES & BENEFIT						
13-3001 SALARIES	122,833.00	9,729.44	110,832.55	90.23	0.00	12,000.45
13-3002 WAGES	9,600.00	800.00	6,840.00	71.25	0.00	2,760.00
13-3003 LONGEVITY	800.00	55.40	572.08	71.51	0.00	227.92
13-3007 OVERTIME	6,500.00	0.00	3,786.65	58.26	0.00	2,713.35
13-3051 FICA/MEDICARE TAXES	10,200.00	777.96	9,338.06	91.55	0.00	861.94
13-3052 WORKMEN'S COMPENSATION	400.00	0.00	251.54	62.89	0.00	148.46
13-3053 EMPLOYMENT TAXES	2,700.00	0.00	248.43	9.20	0.00	2,451.57
13-3054 RETIREMENT	19,200.00	1,531.94	18,626.37	97.01	0.00	573.63
13-3055 HEALTH INSURANCE	24,100.00	0.00	18,842.64	78.19	0.00	5,257.36
13-3056 LIFE INS	200.00	0.00	127.60	63.80	0.00	72.40
13-3057 DENTAL INSURANCE	1,500.00	0.00	1,220.96	81.40	0.00	279.04
13-3058 LONG-TERM DISABILITY	600.00	43.84	475.18	79.20	0.00	124.82
TOTAL SALARIES, WAGES & BENEFIT	198,633.00	12,938.58	171,162.06	86.17	0.00	27,470.94
SUPPLIES						
13-3502 POSTAGE/FREIGHT	500.00	0.00	118.60	23.72	0.00	381.40
13-3503 OFFICE SUPPLIES	250.00	0.00	129.72	51.89	0.00	120.28
13-3509 COMPUTER SUPPLIES	2,200.00	0.00	1,102.16	50.10	0.00	1,097.84
13-3510 BOOKS & PERIODICALS	100.00	0.00	0.00	0.00	0.00	100.00
TOTAL SUPPLIES	3,050.00	0.00	1,350.48	44.28	0.00	1,699.52
MAINTENANCE--EQUIPMENT						
13-4501 FURN. FIXTURES. OFF EQUIPMENT	7,437.00	569.78	5,441.22	73.16	0.00	1,995.78
13-4502 COMPUTER EQUIPMENT	9,500.00	85.45	5,590.52	58.85	0.00	3,909.48
13-4504 SOFTWARE MAINTENANCE	134,712.00	0.00	87,971.62	70.85	7,474.60	39,265.78
TOTAL MAINTENANCE--EQUIPMENT	151,649.00	655.23	99,003.36	70.21	7,474.60	45,171.04
SERVICES						
13-5020 COMMUNICATIONS	19,950.00	1,201.62	13,919.95	69.77	0.00	6,030.05
13-5027 MEMBERSHIPS/SUBSCRIPT	1,100.00	449.97	1,039.10	94.46	0.00	60.90
13-5029 TRAVEL/TRAINING	7,100.00	0.00	1,040.11	14.65	0.00	6,059.89
TOTAL SERVICES	28,150.00	1,651.59	15,999.16	56.84	0.00	12,150.84
PROFESSIONAL SERVICES						
13-5515 CONSULTANT SERVICES	12,500.00	0.00	4,153.33	97.23	8,000.00	346.67
TOTAL PROFESSIONAL SERVICES	12,500.00	0.00	4,153.33	97.23	8,000.00	346.67
CAPITAL OUTLAY						
13-6573 COMPUTER EQUIPMENT	21,000.00	16,762.00	16,762.00	79.82	0.00	4,238.00
TOTAL CAPITAL OUTLAY	21,000.00	16,762.00	16,762.00	79.82	0.00	4,238.00

CITY COUNCIL MEETING PACKET FOR SEPTEMBER 18, 2017

FINANCIAL STATEMENT
AS OF: AUGUST 31ST, 2017

01 -GENERAL FUND
13-INFO TECHNOLOGY
DEPARTMENT EXPENDITURES

	ANNUAL BUDGET	CURRENT PERIOD	Y-T-D ACTUAL	% OF BUDGET	Y-T-D ENCUMB.	BUDGET BALANCE
INTERFUND ACTIVITY						
13-9771 TECHNOLOGY PURCHASE CONTRIBUTI	13,600.00	13,600.00	13,600.00	100.00	0.00	0.00
13-9772 TECHNOLOGY USER FEE	39,643.00	39,643.00	39,643.00	100.00	0.00	0.00
TOTAL INTERFUND ACTIVITY	53,243.00	53,243.00	53,243.00	100.00	0.00	0.00
TOTAL 13-INFO TECHNOLOGY	468,225.00	85,250.40	361,673.39	80.55	15,474.60	91,077.01

CITY COUNCIL MEETING PACKET FOR SEPTEMBER 18, 2017

FINANCIAL STATEMENT
AS OF: AUGUST 31ST, 2017

01 -GENERAL FUND
14-PURCHASING
DEPARTMENT EXPENDITURES

	ANNUAL BUDGET	CURRENT PERIOD	Y-T-D ACTUAL	% OF BUDGET	Y-T-D ENCUMB.	BUDGET BALANCE
SUPPLIES						
14-3502 POSTAGE/FREIGHT	12,500.00	1,993.56	10,544.98	84.36	0.00	1,955.02
14-3503 OFFICE SUPPLIES	5,000.00	0.00	2,370.84	47.42	0.00	2,629.16
TOTAL SUPPLIES	17,500.00	1,993.56	12,915.82	73.80	0.00	4,584.18
MAINTENANCE--EQUIPMENT						
TOTAL						
SERVICES						
14-5012 PRINTING	900.00	0.00	804.50	89.39	0.00	95.50
14-5022 RENTAL OF EQUIPMENT	2,600.00	0.00	1,843.50	70.90	0.00	756.50
TOTAL SERVICES	3,500.00	0.00	2,648.00	75.66	0.00	852.00
PROFESSIONAL SERVICES						
TOTAL						
CAPITAL OUTLAY						
TOTAL						
TOTAL 14-PURCHASING	21,000.00	1,993.56	15,563.82	74.11	0.00	5,436.18

CITY COUNCIL MEETING PACKET FOR SEPTEMBER 18, 2017

FINANCIAL STATEMENT
AS OF: AUGUST 31ST, 2017

01 -GENERAL FUND
15-ACCOUNTING SERVICES
DEPARTMENT EXPENDITURES

	ANNUAL BUDGET	CURRENT PERIOD	Y-T-D ACTUAL	% OF BUDGET	Y-T-D ENCUMB.	BUDGET BALANCE
SALARIES, WAGES & BENEFIT						
15-3001 SALARIES	172,200.00	13,474.06	154,044.36	89.46	0.00	18,155.64
15-3003 LONGEVITY	1,100.00	81.24	891.21	81.02	0.00	208.79
15-3007 OVERTIME	2,000.00	319.38	1,205.09	60.25	0.00	794.91
15-3051 FICA/MEDICARE TAXES	13,400.00	979.53	11,599.13	86.56	0.00	1,800.87
15-3052 WORKMEN'S COMPENSATION	500.00	0.00	314.42	62.88	0.00	185.58
15-3053 EMPLOYMENT TAXES	2,700.00	0.00	208.97	7.74	0.00	2,491.03
15-3054 RETIREMENT	27,200.00	2,166.28	25,025.08	92.00	0.00	2,174.92
15-3055 HEALTH INSURANCE	41,000.00	0.00	28,058.57	68.44	0.00	12,941.43
15-3056 LIFE INS	300.00	0.00	191.40	63.80	0.00	108.60
15-3057 DENTAL INSURANCE	3,200.00	0.00	2,071.76	64.74	0.00	1,128.24
15-3058 LONG-TERM DISABILITY	800.00	60.68	665.12	83.14	0.00	134.88
TOTAL SALARIES, WAGES & BENEFIT	264,400.00	17,081.17	224,275.11	84.82	0.00	40,124.89
SUPPLIES						
15-3502 POSTAGE/FREIGHT/DEL.FEE	150.00	0.00	142.90	95.27	0.00	7.10
15-3503 OFFICE SUPPLIES	750.00	0.00	282.59	37.68	0.00	467.41
15-3510 BOOKS & PERIODICALS	50.00	0.00	50.00	100.00	0.00	0.00
TOTAL SUPPLIES	950.00	0.00	475.49	50.05	0.00	474.51
MAINTENANCE--EQUIPMENT						
15-4501 FURN.FIXT. & OFF.MACH.	100.00	0.00	100.00	100.00	0.00	0.00
TOTAL MAINTENANCE--EQUIPMENT	100.00	0.00	100.00	100.00	0.00	0.00
SERVICES						
15-5012 PRINTING	1,170.00	0.00	1,168.93	99.91	0.00	1.07
15-5020 COMMUNICATIONS	4,250.00	170.92	3,703.91	87.15	0.00	546.09
15-5027 MEMBERSHIPS	400.00	0.00	215.00	53.75	0.00	185.00
15-5029 TRAVEL/TRAINING	1,500.00	0.00	1,183.94	78.93	0.00	316.06
TOTAL SERVICES	7,320.00	170.92	6,271.78	85.68	0.00	1,048.22
SUNDRY						
15-5405 PERMITS & FEES	500.00	0.00	435.00	87.00	0.00	65.00
TOTAL SUNDRY	500.00	0.00	435.00	87.00	0.00	65.00
PROFESSIONAL SERVICES						
15-5501 AUDITS/CONTRACTS/STUDIES	26,680.00	0.00	20,861.07	78.19	0.00	5,818.93
TOTAL PROFESSIONAL SERVICES	26,680.00	0.00	20,861.07	78.19	0.00	5,818.93
CAPITAL OUTLAY						
TOTAL						

CITY COUNCIL MEETING PACKET FOR SEPTEMBER 18, 2017

FINANCIAL STATEMENT
AS OF: AUGUST 31ST, 2017

01 -GENERAL FUND
15-ACCOUNTING SERVICES
DEPARTMENT EXPENDITURES

	ANNUAL BUDGET	CURRENT PERIOD	Y-T-D ACTUAL	% OF BUDGET	Y-T-D ENCUMB.	BUDGET BALANCE
INTERFUND ACTIVITY						
15-9772 TECHNOLOGY USER FEE	1,700.00	1,700.00	1,700.00	100.00	0.00	0.00
TOTAL INTERFUND ACTIVITY	1,700.00	1,700.00	1,700.00	100.00	0.00	0.00
TOTAL 15-ACCOUNTING SERVICES	301,650.00	18,952.09	254,118.45	84.24	0.00	47,531.55

CITY COUNCIL MEETING PACKET FOR SEPTEMBER 18, 2017

FINANCIAL STATEMENT
AS OF: AUGUST 31ST, 2017

01 -GENERAL FUND
16-CUSTOMER SERVICE
DEPARTMENT EXPENDITURES

	ANNUAL BUDGET	CURRENT PERIOD	Y-T-D ACTUAL	% OF BUDGET	Y-T-D ENCUMB.	BUDGET BALANCE
SALARIES, WAGES & BENEFIT						
16-3001 SALARIES	33,900.00	2,633.60	30,139.89	88.91	0.00	3,760.11
16-3003 LONGEVITY	400.00	29.54	326.76	81.69	0.00	73.24
16-3007 OVERTIME	1,000.00	0.00	0.00	0.00	0.00	1,000.00
16-3010 INCENTIVES	1,100.00	83.08	961.35	87.40	0.00	138.65
16-3051 FICA/MEDICARE TAXES	2,800.00	184.94	2,196.00	78.43	0.00	604.00
16-3052 WORKMEN'S COMPENSATION	100.00	0.00	62.88	62.88	0.00	37.12
16-3053 EMPLOYMENT TAXES	900.00	0.00	8.53	0.95	0.00	891.47
16-3054 RETIREMENT	5,700.00	425.94	5,006.92	87.84	0.00	693.08
16-3055 HEALTH INSURANCE	17,900.00	0.00	14,048.56	78.48	0.00	3,851.44
16-3056 LIFE INS	100.00	0.00	63.80	63.80	0.00	36.20
16-3057 DENTAL INSURANCE	1,100.00	0.00	850.80	77.35	0.00	249.20
16-3058 LONG-TERM DISABILITY	200.00	11.98	130.38	65.19	0.00	69.62
TOTAL SALARIES, WAGES & BENEFIT	65,200.00	3,369.08	53,795.87	82.51	0.00	11,404.13
SUPPLIES						
16-3503 OFFICE SUPPLIES	500.00	16.61	251.13	50.23	0.00	248.87
TOTAL SUPPLIES	500.00	16.61	251.13	50.23	0.00	248.87
MAINTENANCE--EQUIPMENT						
16-4501 FURN., FIX, & OFF MACH EQ	400.00	0.00	313.33	78.33	0.00	86.67
TOTAL MAINTENANCE--EQUIPMENT	400.00	0.00	313.33	78.33	0.00	86.67
SERVICES						
16-5020 COMMUNICATIONS	3,850.00	78.62	2,640.14	68.58	0.00	1,209.86
16-5029 TRAVEL/TRAINING	500.00	0.00	0.00	0.00	0.00	500.00
TOTAL SERVICES	4,350.00	78.62	2,640.14	60.69	0.00	1,709.86
PROFESSIONAL SERVICES						
16-5527 HARRIS CTY APPRAISAL DIST	65,500.00	15,280.00	60,354.00	92.14	0.00	5,146.00
16-5528 HARRIS CTY TAX OFFICE	7,000.00	0.00	3,611.42	51.59	0.00	3,388.58
TOTAL PROFESSIONAL SERVICES	72,500.00	15,280.00	63,965.42	88.23	0.00	8,534.58
OTHER SERVICES						
TOTAL						
CAPITAL OUTLAY						
TOTAL						
INTERFUND ACTIVITY						
16-9772 TECHNOLOGY USER FEE	250.00	250.00	250.00	100.00	0.00	0.00
TOTAL INTERFUND ACTIVITY	250.00	250.00	250.00	100.00	0.00	0.00
TOTAL 16-CUSTOMER SERVICE	143,200.00	18,994.31	121,215.89	84.65	0.00	21,984.11

CITY COUNCIL MEETING PACKET FOR SEPTEMBER 18, 2017

FINANCIAL STATEMENT
AS OF: AUGUST 31ST, 2017

01 -GENERAL FUND
19-MUNICIPAL COURT
DEPARTMENT EXPENDITURES

	ANNUAL BUDGET	CURRENT PERIOD	Y-T-D ACTUAL	% OF BUDGET	Y-T-D ENCUMB.	BUDGET BALANCE
SALARIES, WAGES & BENEFIT						
19-3001 SALARIES	179,487.00	13,203.63	149,181.73	83.12	0.00	30,305.27
19-3003 LONGEVITY	1,000.00	66.48	737.29	73.73	0.00	262.71
19-3007 OVERTIME	5,000.00	75.48	2,850.78	57.02	0.00	2,149.22
19-3010 INCENTIVES	1,600.00	175.38	2,029.40	126.84	0.00	(429.40)
19-3051 FICA/MEDICARE TAXES	14,383.00	1,082.57	12,057.00	83.83	0.00	2,326.00
19-3052 WORKMEN'S COMPENSATION	500.00	0.00	314.42	62.88	0.00	185.58
19-3053 EMPLOYMENT TAXES	4,500.00	0.00	120.73	2.68	0.00	4,379.27
19-3054 RETIREMENT	29,069.00	2,290.97	25,118.11	86.41	0.00	3,950.89
19-3055 HEALTH INSURANCE	44,300.00	0.00	35,980.60	81.22	0.00	8,319.40
19-3056 LIFE INS	400.00	0.00	261.58	65.40	0.00	138.42
19-3057 DENTAL INSURANCE	2,500.00	0.00	2,005.16	80.21	0.00	494.84
19-3058 LONG-TERM DISABILITY	700.00	65.75	615.80	87.97	0.00	84.20
TOTAL SALARIES, WAGES & BENEFIT	283,439.00	16,960.26	231,272.60	81.60	0.00	52,166.40
SUPPLIES						
19-3503 OFFICE SUPPLIES	2,000.00	72.31	1,942.63	97.13	0.00	57.37
19-3510 BOOKS & PERIODICALS	300.00	0.00	0.00	0.00	0.00	300.00
19-3523 TOOLS/EQUIPMENT	100.00	0.00	0.00	0.00	0.00	100.00
TOTAL SUPPLIES	2,400.00	72.31	1,942.63	80.94	0.00	457.37
MAINTENANCE--EQUIPMENT						
19-4501 FURN., FIXT. & OFF. MACH.	500.00	0.00	100.00	20.00	0.00	400.00
TOTAL MAINTENANCE--EQUIPMENT	500.00	0.00	100.00	20.00	0.00	400.00
SERVICES						
19-5012 PRINTING	5,000.00	897.23	3,181.59	63.63	0.00	1,818.41
19-5020 COMMUNICATIONS	3,900.00	78.62	2,640.13	67.70	0.00	1,259.87
19-5027 MEMBERSHIPS	200.00	0.00	120.00	60.00	0.00	80.00
19-5029 TRAVEL/TRAINING	4,000.00	0.00	2,967.73	74.19	0.00	1,032.27
TOTAL SERVICES	13,100.00	975.85	8,909.45	68.01	0.00	4,190.55
SUNDRY						
19-5404 JURY EXPENSE	300.00	0.00	67.15	22.38	0.00	232.85
TOTAL SUNDRY	300.00	0.00	67.15	22.38	0.00	232.85
PROFESSIONAL SERVICES						
19-5505 JUDGES	45,000.00	4,225.00	39,650.00	88.11	0.00	5,350.00
19-5506 PROSECUTORS	25,000.00	2,100.00	23,100.00	92.40	0.00	1,900.00
19-5516 COLLECTION AGENCY FEES	2,000.00	229.00	2,288.50	114.43	0.00	(288.50)
19-5518 INTERPRETERS	500.00	0.00	0.00	0.00	0.00	500.00
TOTAL PROFESSIONAL SERVICES	72,500.00	6,554.00	65,038.50	89.71	0.00	7,461.50

CITY COUNCIL MEETING PACKET FOR SEPTEMBER 18, 2017

FINANCIAL STATEMENT
AS OF: AUGUST 31ST, 2017

01 -GENERAL FUND
19-MUNICIPAL COURT
DEPARTMENT EXPENDITURES

	ANNUAL BUDGET	CURRENT PERIOD	Y-T-D ACTUAL	% OF BUDGET	Y-T-D ENCUMB.	BUDGET BALANCE
OTHER SERVICES						
TOTAL						
CAPITAL OUTLAY						
TOTAL						
INTERFUND ACTIVITY						
TOTAL						
TOTAL 19-MUNICIPAL COURT	372,239.00	24,562.42	307,330.33	82.56	0.00	64,908.67

CITY COUNCIL MEETING PACKET FOR SEPTEMBER 18, 2017

FINANCIAL STATEMENT
AS OF: AUGUST 31ST, 2017

01 -GENERAL FUND
21-POLICE
DEPARTMENT EXPENDITURES

	ANNUAL BUDGET	CURRENT PERIOD	Y-T-D ACTUAL	% OF BUDGET	Y-T-D ENCUMB.	BUDGET BALANCE
SALARIES, WAGES & BENEFIT						
21-3001 SALARIES	1,411,400.00	115,910.80	1,208,157.62	85.60	0.00	203,242.38
21-3003 LONGEVITY	5,400.00	417.18	3,877.36	71.80	0.00	1,522.64
21-3007 OVERTIME	60,000.00	1,523.80	32,152.92	53.59	0.00	27,847.08
21-3010 INCENTIVES	22,200.00	2,446.05	18,085.19	81.46	0.00	4,114.81
21-3014 S.T.E.P. PROGRAM	60,000.00	6,024.12	44,816.73	74.69	0.00	15,183.27
21-3051 FICA/MEDICARE TAXES	117,600.00	9,259.04	98,295.27	83.58	0.00	19,304.73
21-3052 WORKMEN'S COMPENSATION	40,800.00	0.00	27,598.08	67.64	0.00	13,201.92
21-3053 EMPLOYMENT TAXES	23,400.00	0.00	16.66	0.07	0.00	23,383.34
21-3054 RETIREMENT	238,400.00	19,440.48	203,875.02	85.52	0.00	34,524.98
21-3055 HEALTH INSURANCE	280,600.00	0.00	212,948.91	75.89	0.00	67,651.09
21-3056 LIFE INS	2,300.00	0.00	1,525.43	66.32	0.00	774.57
21-3057 DENTAL INSURANCE	20,600.00	0.00	14,421.21	70.01	0.00	6,178.79
21-3058 LONG-TERM DISABILITY	6,000.00	502.51	5,122.47	85.37	0.00	877.53
TOTAL SALARIES, WAGES & BENEFIT	2,288,700.00	155,523.98	1,870,892.87	81.74	0.00	417,807.13
SUPPLIES						
21-3502 POSTAGE/FREIGHT/DEL. FEE	100.00	0.00	82.20	82.20	0.00	17.80
21-3503 OFFICE SUPPLIES	7,000.00	702.13	5,078.41	72.55	0.00	1,921.59
21-3504 WEARING APPAREL	18,474.00	544.45	9,495.58	51.40	0.00	8,978.42
21-3505 CRIME PREVENTION SUPPLIES	2,000.00	1,463.41	1,745.16	87.26	0.00	254.84
21-3510 BOOKS AND PERIODICALS	2,500.00	0.00	1,668.00	66.72	0.00	832.00
21-3519 AMMUNITION AND TARGETS	6,000.00	8.12	4,784.82	79.75	0.00	1,215.18
21-3520 FOOD	2,400.00	170.51	825.21	34.38	0.00	1,574.79
21-3523 TOOLS/EQUIPMENT	5,300.00	192.60	3,241.12	61.15	0.00	2,058.88
21-3534 PARTS AND MATERIALS	500.00	0.00	123.68	24.74	0.00	376.32
TOTAL SUPPLIES	44,274.00	3,081.22	27,044.18	61.08	0.00	17,229.82
MAINTENANCE--EQUIPMENT						
21-4501 FURN. FIXT. & OFF. MACH.	5,597.00	271.90	3,278.42	81.66	1,292.04	1,026.54
21-4503 RADIO AND RADAR EQUIPMENT	2,500.00	0.00	665.00	26.60	0.00	1,835.00
21-4510 VEHICLE CLEANING	2,000.00	0.00	807.74	40.39	0.00	1,192.26
21-4599 MISCELLANEOUS EQUIPMENT	26,065.00	8,493.11	21,824.10	88.33	1,199.50	3,041.40
TOTAL MAINTENANCE--EQUIPMENT	36,162.00	8,765.01	26,575.26	80.38	2,491.54	7,095.20
SERVICES						
21-5012 PRINTING	2,000.00	47.49	673.01	33.65	0.00	1,326.99
21-5015 LAB TESTS	2,400.00	0.00	565.00	23.54	0.00	1,835.00
21-5020 COMMUNICATIONS	10,000.00	596.59	8,547.75	85.48	0.00	1,452.25
21-5022 RENTAL OF EQUIPMENT	30,000.00	702.75	6,799.50	39.66	5,098.50	18,102.00
21-5025 PUBLIC NOTICES	250.00	0.00	0.00	0.00	0.00	250.00
21-5027 MEMBERSHIPS	1,400.00	0.00	614.00	43.86	0.00	786.00
21-5029 TRAVEL/TRAINING	22,500.00	125.00	6,902.26	30.68	0.00	15,597.74
TOTAL SERVICES	68,550.00	1,471.83	24,101.52	42.60	5,098.50	39,349.98

CITY COUNCIL MEETING PACKET FOR SEPTEMBER 18, 2017

FINANCIAL STATEMENT
AS OF: AUGUST 31ST, 2017

01 -GENERAL FUND
21-POLICE
DEPARTMENT EXPENDITURES

	ANNUAL BUDGET	CURRENT PERIOD	Y-T-D ACTUAL	% OF BUDGET	Y-T-D ENCUMB.	BUDGET BALANCE
SUNDRY						
21-5402 JAIL EXPENSE	8,000.00	170.53	1,702.70	21.28	0.00	6,297.30
TOTAL SUNDRY	8,000.00	170.53	1,702.70	21.28	0.00	6,297.30
PROFESSIONAL SERVICES						
21-5515 CONSULTANT SERVICES	1,800.00	43.21	1,543.21	85.73	0.00	256.79
TOTAL PROFESSIONAL SERVICES	1,800.00	43.21	1,543.21	85.73	0.00	256.79
OTHER SERVICES						
21-6003 LIABILITY-FIRE & CASUALTY INSR	21,400.00	0.00	19,681.02	91.97	0.00	1,718.98
21-6005 NOTARY SURETY BONDS	340.00	0.00	244.95	72.04	0.00	95.05
TOTAL OTHER SERVICES	21,740.00	0.00	19,925.97	91.66	0.00	1,814.03
DEBT SERVICE						
TOTAL						
CAPITAL OUTLAY						
21-6572 SPECIAL EQUIPMENT-	24,750.00	0.00	24,750.00	100.00	0.00	0.00
TOTAL CAPITAL OUTLAY	24,750.00	0.00	24,750.00	100.00	0.00	0.00
INTERFUND ACTIVITY						
21-9772 TECHNOLOGY USER FEE	15,700.00	15,700.00	15,700.00	100.00	0.00	0.00
TOTAL INTERFUND ACTIVITY	15,700.00	15,700.00	15,700.00	100.00	0.00	0.00
TOTAL 21-POLICE	2,509,676.00	184,755.78	2,012,235.71	80.48	7,590.04	489,850.25

CITY COUNCIL MEETING PACKET FOR SEPTEMBER 18, 2017

FINANCIAL STATEMENT
AS OF: AUGUST 31ST, 2017

01 -GENERAL FUND
22- RED LIGHT CAMERA
DEPARTMENT EXPENDITURES

	ANNUAL BUDGET	CURRENT PERIOD	Y-T-D ACTUAL	% OF BUDGET	Y-T-D ENCUMB.	BUDGET BALANCE
SALARIES, WAGES & BENEFIT						
TOTAL						
TOTAL						

CITY COUNCIL MEETING PACKET FOR SEPTEMBER 18, 2017

FINANCIAL STATEMENT
AS OF: AUGUST 31ST, 2017

01 -GENERAL FUND
23-COMMUNICATIONS
DEPARTMENT EXPENDITURES

	ANNUAL BUDGET	CURRENT PERIOD	Y-T-D ACTUAL	% OF BUDGET	Y-T-D ENCUMB.	BUDGET BALANCE
SALARIES, WAGES & BENEFIT						
23-3001 SALARIES	328,600.00	20,864.98	270,632.14	82.36	0.00	57,967.86
23-3002 WAGES	31,620.00	1,740.00	7,837.50	24.79	0.00	23,782.50
23-3003 LONGEVITY	1,100.00	44.34	583.36	53.03	0.00	516.64
23-3007 OVERTIME	50,000.00	4,066.50	36,886.21	73.77	0.00	13,113.79
23-3010 INCENTIVES	7,700.00	415.36	5,480.13	71.17	0.00	2,219.87
23-3051 FICA/MEDICARE TAXES	32,095.00	2,031.72	24,600.55	76.65	0.00	7,494.45
23-3052 WORKMEN'S COMPENSATION	1,100.00	0.00	691.73	62.88	0.00	408.27
23-3053 EMPLOYMENT TAXES	11,700.00	0.00	251.05	2.15	0.00	11,448.95
23-3054 RETIREMENT	59,553.00	3,945.33	49,768.03	83.57	0.00	9,784.97
23-3055 HEALTH INSURANCE	93,900.00	0.00	51,487.48	54.83	0.00	42,412.52
23-3056 LIFE INS	700.00	0.00	478.50	68.36	0.00	221.50
23-3057 DENTAL INSURANCE	5,700.00	0.00	3,572.76	62.68	0.00	2,127.24
23-3058 LONG-TERM DISABILITY	1,500.00	94.78	1,096.79	73.12	0.00	403.21
TOTAL SALARIES, WAGES & BENEFIT	625,268.00	33,203.01	453,366.23	72.51	0.00	171,901.77
SUPPLIES						
23-3502 POSTAGE	100.00	0.00	0.00	0.00	0.00	100.00
23-3503 OFFICE SUPPLIES	2,500.00	170.99	2,248.96	89.96	0.00	251.04
23-3504 WEARING APPAREL	2,500.00	168.80	1,038.48	41.54	0.00	1,461.52
23-3510 BOOKS AND PERIODICALS	200.00	0.00	0.00	0.00	0.00	200.00
23-3523 TOOLS/EQUIPMENT	1,600.00	168.65	1,537.45	96.09	0.00	62.55
TOTAL SUPPLIES	6,900.00	508.44	4,824.89	69.93	0.00	2,075.11
MAINTENANCE--EQUIPMENT						
23-4501 FURN.FIXT. & OFF.MACH.	1,800.00	0.00	1,680.55	10.50	(1,491.56)	1,611.01
23-4503 RADIO AND RADAR EQUIPMENT	1,250.00	0.00	108.00	8.64	0.00	1,142.00
23-4505 TELEPHONE MAINTENANCE	12,500.00	0.00	11,436.06	91.49	0.00	1,063.94
23-4599 MISCELLANEOUS EQUIPMENT	100.00	0.00	0.00	0.00	0.00	100.00
TOTAL MAINTENANCE--EQUIPMENT	15,650.00	0.00	13,224.61	74.97	(1,491.56)	3,916.95
SERVICES						
23-5012 PRINTING	100.00	0.00	66.71	66.71	0.00	33.29
23-5020 COMMUNICATIONS	12,690.00	152.22	11,433.51	90.10	0.00	1,256.49
23-5023 COMMUNICATIONS-EMERGY RSP. FEE	2,000.00	0.00	0.00	0.00	0.00	2,000.00
23-5024 RADIO USAGE FEES	13,700.00	89.00	929.00	6.78	0.00	12,771.00
23-5027 MEMBERSHIPS	1,000.00	0.00	383.50	38.35	0.00	616.50
23-5029 TRAVEL/TRAINING	6,000.00	1,324.01	4,006.14	66.77	0.00	1,993.86
TOTAL SERVICES	35,490.00	1,565.23	16,818.86	47.39	0.00	18,671.14

CITY COUNCIL MEETING PACKET FOR SEPTEMBER 18, 2017

FINANCIAL STATEMENT
AS OF: AUGUST 31ST, 2017

01 -GENERAL FUND
23-COMMUNICATIONS
DEPARTMENT EXPENDITURES

	ANNUAL BUDGET	CURRENT PERIOD	Y-T-D ACTUAL	% OF BUDGET	Y-T-D ENCUMB.	BUDGET BALANCE
PROFESSIONAL SERVICES						
TOTAL						
OTHER SERVICES						
23-6005 SURETY BONDS	526.00	0.00	300.72	57.17	0.00	225.28
TOTAL OTHER SERVICES	526.00	0.00	300.72	57.17	0.00	225.28
CAPITAL OUTLAY						
TOTAL						
INTERFUND ACTIVITY						
23-9772 TECHNOLOGY USER FEE	53,950.00	53,950.00	53,950.00	100.00	0.00	0.00
TOTAL INTERFUND ACTIVITY	53,950.00	53,950.00	53,950.00	100.00	0.00	0.00
TOTAL 23-COMMUNICATIONS	737,784.00	89,226.68	542,485.31	73.33	(1,491.56)	196,790.25

CITY COUNCIL MEETING PACKET FOR SEPTEMBER 18, 2017

FINANCIAL STATEMENT
AS OF: AUGUST 31ST, 2017

01 -GENERAL FUND
25-FIRE DEPARTMENT
DEPARTMENT EXPENDITURES

	ANNUAL BUDGET	CURRENT PERIOD	Y-T-D ACTUAL	% OF BUDGET	Y-T-D ENCUMB.	BUDGET BALANCE
SALARIES, WAGES & BENEFIT						
25-3001 SALARIES	392,669.00	29,733.96	352,864.86	89.86	0.00	39,804.14
25-3002 WAGES	136,284.00	9,156.63	96,705.36	70.96	0.00	39,578.64
25-3003 LONGEVITY	2,400.00	182.75	2,044.07	85.17	0.00	355.93
25-3007 OVERTIME	40,000.00	2,691.16	42,374.64	105.94	0.00	(2,374.64)
25-3010 INCENTIVES	5,700.00	249.21	5,875.99	103.09	0.00	(175.99)
25-3051 FICA/MEDICARE TAXES	44,100.00	3,103.08	37,876.07	85.89	0.00	6,223.93
25-3052 WORKMEN'S COMPENSATION	18,400.00	0.00	11,570.79	62.88	0.00	6,829.21
25-3053 EMPLOYMENT TAXES	7,200.00	0.00	848.66	11.79	0.00	6,351.34
25-3054 RETIREMENT	67,800.00	5,131.93	63,808.30	94.11	0.00	3,991.70
25-3055 HEALTH INSURANCE	91,800.00	0.00	67,672.68	73.72	0.00	24,127.32
25-3056 LIFE INS	600.00	0.00	382.80	63.80	0.00	217.20
25-3057 DENTAL INSURANCE	5,700.00	0.00	4,624.16	81.13	0.00	1,075.84
25-3058 LONG-TERM DISABILITY	1,700.00	142.17	1,555.12	91.48	0.00	144.88
25-3059 FIREFIGHTERS' RETIREMENT	26,000.00	0.00	22,843.46	87.86	0.00	3,156.54
TOTAL SALARIES, WAGES & BENEFIT	840,353.00	50,390.89	711,046.96	84.61	0.00	129,306.04
SUPPLIES						
25-3502 SHIPPING/FREIGHT CHARGES	200.00	0.00	23.32	11.66	0.00	176.68
25-3503 OFFICE SUPPLIES	6,000.00	23.92	5,330.94	88.85	0.00	669.06
25-3504 WEARING APPAREL	39,950.00	3,993.62	28,247.55	76.65	2,375.00	9,327.45
25-3505 FIRE PREVENTION MATERIALS	2,900.00	0.00	0.00	0.00	0.00	2,900.00
25-3508 FILM AND CAMERA SUPPLIES	50.00	0.00	0.00	0.00	0.00	50.00
25-3510 BOOKS AND PERIODICALS	1,150.00	101.56	929.01	80.78	0.00	220.99
25-3515 MEDICAL SUPPLIES	19,000.00	1,300.51	13,656.35	71.88	0.00	5,343.65
25-3517 JANITORIAL SUPPLIES	1,400.00	0.00	899.50	64.25	0.00	500.50
25-3520 FOOD	8,999.00	0.00	7,381.67	92.87	975.71	641.62
25-3523 TOOLS/EQUIPMENT	39,900.00	787.60	34,915.31	87.51	0.00	4,984.69
25-3524 FEMA SUPPLIES	0.00	1,000.00	1,000.00	0.00	0.00	(1,000.00)
TOTAL SUPPLIES	119,549.00	7,207.21	92,383.65	80.08	3,350.71	23,814.64
MAINTENANCE--EQUIPMENT						
25-4501 FURN, FIXT, & OFFICE EQPT.	3,800.00	154.52	2,329.96	63.22	72.42	1,397.62
25-4503 RADIO AND RADAR EQUIPMENT	2,500.00	0.00	398.49	15.94	0.00	2,101.51
25-4599 MAINTENANCE-MISC EQUIPMENT	39,249.00	11,845.67	36,299.16	92.48	0.00	2,949.84
TOTAL MAINTENANCE--EQUIPMENT	45,549.00	12,000.19	39,027.61	85.84	72.42	6,448.97
SERVICES						
25-5012 PRINTING	500.00	0.00	465.95	93.19	0.00	34.05
25-5014 MEDICAL EXPENSES	1,035.00	0.00	0.00	0.00	0.00	1,035.00
25-5020 COMMUNICATIONS	6,500.00	309.40	5,471.42	84.18	0.00	1,028.58
25-5024 RADIO USAGE FEES	15,000.00	1,062.50	10,625.00	91.67	3,125.00	1,250.00
25-5027 MEMBERSHIPS	3,115.00	0.00	2,165.25	69.51	0.00	949.75
25-5029 TRAVEL/TRAINING	14,750.00	0.00	2,897.75	19.65	0.00	11,852.25
TOTAL SERVICES	40,900.00	1,371.90	21,625.37	60.51	3,125.00	16,149.63

CITY COUNCIL MEETING PACKET FOR SEPTEMBER 18, 2017

FINANCIAL STATEMENT
AS OF: AUGUST 31ST, 2017

01 -GENERAL FUND
25-FIRE DEPARTMENT
DEPARTMENT EXPENDITURES

	ANNUAL BUDGET	CURRENT PERIOD	Y-T-D ACTUAL	% OF BUDGET	Y-T-D ENCUMB.	BUDGET BALANCE
SUNDRY						
TOTAL						
PROFESSIONAL SERVICES						
25-5508 MEDICAL AND OTHER WASTE-DISP	900.00	54.57	594.43	66.05	0.00	305.57
25-5512 ACCIDENT INSURANCE	5,300.00	0.00	4,594.00	86.68	0.00	706.00
25-5516 COLLECTION AGENCY FEES	61,000.00	7,936.24	55,033.68	90.22	0.00	5,966.32
TOTAL PROFESSIONAL SERVICES	67,200.00	7,990.81	60,222.11	89.62	0.00	6,977.89
OTHER SERVICES						
25-6005 SURETY BONDS	110.00	0.00	0.00	0.00	0.00	110.00
TOTAL OTHER SERVICES	110.00	0.00	0.00	0.00	0.00	110.00
CAPITAL OUTLAY						
TOTAL						
INTERFUND ACTIVITY						
25-9772 TECHNOLOGY USER FEE	71,109.00	71,109.00	71,109.00	100.00	0.00	0.00
25-9781 EQUIP. PURCHASE CONTRIBUTION	85,905.00	85,905.00	85,905.00	100.00	0.00	0.00
25-9791 EQUIPMENT USER FEE	359,297.00	359,297.00	359,297.00	100.00	0.00	0.00
TOTAL INTERFUND ACTIVITY	516,311.00	516,311.00	516,311.00	100.00	0.00	0.00
TOTAL 25-FIRE DEPARTMENT	1,629,972.00	595,272.00	1,440,616.70	88.78	6,548.13	182,807.17

CITY COUNCIL MEETING PACKET FOR SEPTEMBER 18, 2017

FINANCIAL STATEMENT
AS OF: AUGUST 31ST, 2017

01 -GENERAL FUND
30-PUBLIC WORKS
DEPARTMENT EXPENDITURES

	ANNUAL BUDGET	CURRENT PERIOD	Y-T-D ACTUAL	% OF BUDGET	Y-T-D ENCUMB.	BUDGET BALANCE
SALARIES, WAGES & BENEFIT						
30-3001 SALARIES	135,800.00	10,743.96	125,099.72	92.12	0.00	10,700.28
30-3003 LONGEVITY	700.00	11.08	379.62	54.23	0.00	320.38
30-3007 OVERTIME	1,000.00	0.00	525.38	52.54	0.00	474.62
30-3051 FICA/MEDICARE TAXES	10,600.00	772.38	9,605.47	90.62	0.00	994.53
30-3052 WORKMEN'S COMPENSATION	3,100.00	0.00	1,949.43	62.88	0.00	1,150.57
30-3053 EMPLOYMENT TAXES	1,800.00	0.00	17.06	0.95	0.00	1,782.94
30-3054 RETIREMENT	21,400.00	1,739.68	20,868.51	97.52	0.00	531.49
30-3055 HEALTH INSURANCE	7,700.00	0.00	5,989.44	77.78	0.00	1,710.56
30-3056 LIFE INS	200.00	0.00	127.60	63.80	0.00	72.40
30-3057 DENTAL INSURANCE	1,000.00	0.00	740.32	74.03	0.00	259.68
30-3058 LONG-TERM DISABILITY	600.00	48.47	536.03	89.34	0.00	63.97
TOTAL SALARIES, WAGES & BENEFIT	183,900.00	13,315.57	165,838.58	90.18	0.00	18,061.42
SUPPLIES						
30-3502 POSTAGE/FREIGHT/DEL. FEE	100.00	0.00	31.55	31.55	0.00	68.45
30-3503 OFFICE SUPPLIES	1,200.00	46.30	378.80	31.57	0.00	821.20
30-3504 WEARING APPAREL	300.00	0.00	151.00	50.33	0.00	149.00
30-3510 BOOKS AND PERIODICALS	100.00	0.00	0.00	0.00	0.00	100.00
30-3520 FOOD	1,500.00	234.87	1,518.17	101.21	0.00	(18.17)
TOTAL SUPPLIES	3,200.00	281.17	2,079.52	64.99	0.00	1,120.48
MAINTENANCE--EQUIPMENT						
30-4501 FURNITURE AND EQUIPMENT	100.00	0.00	0.00	0.00	0.00	100.00
TOTAL MAINTENANCE--EQUIPMENT	100.00	0.00	0.00	0.00	0.00	100.00
SERVICES						
30-5012 PRINTING	400.00	0.00	26.05	6.51	0.00	373.95
30-5020 COMMUNICATIONS	4,900.00	78.62	2,815.84	57.47	0.00	2,084.16
30-5027 MEMBERSHIPS	780.00	380.00	775.00	99.36	0.00	5.00
30-5029 TRAVEL/TRAINING	1,570.00	0.00	990.52	63.09	0.00	579.48
30-5030 CAR ALLOWANCE	6,000.00	461.54	5,109.91	85.17	0.00	890.09
TOTAL SERVICES	13,650.00	920.16	9,717.32	71.19	0.00	3,932.68
PROFESSIONAL SERVICES						
30-5510 ENGINEERING SERVICES	10,000.00	0.00	9,239.50	92.40	0.00	760.50
30-5515 CONSULTANT SERVICES	10,000.00	691.50	6,983.92	69.84	0.00	3,016.08
TOTAL PROFESSIONAL SERVICES	20,000.00	691.50	16,223.42	81.12	0.00	3,776.58
OTHER SERVICES						
TOTAL						

CITY COUNCIL MEETING PACKET FOR SEPTEMBER 18, 2017

FINANCIAL STATEMENT
AS OF: AUGUST 31ST, 2017

01 -GENERAL FUND
30-PUBLIC WORKS
DEPARTMENT EXPENDITURES

	ANNUAL BUDGET	CURRENT PERIOD	Y-T-D ACTUAL	% OF BUDGET	Y-T-D ENCUMB.	BUDGET BALANCE
CAPITAL OUTLAY						
TOTAL						
INTERFUND ACTIVITY						
30-9772 TECHNOLOGY USER FEE	1,200.00	1,200.00	1,200.00	100.00	0.00	0.00
30-9791 EQUIPMENT USER FEE	2,800.00	2,800.00	2,800.00	100.00	0.00	0.00
TOTAL INTERFUND ACTIVITY	4,000.00	4,000.00	4,000.00	100.00	0.00	0.00
TOTAL 30-PUBLIC WORKS	224,850.00	19,208.40	197,858.84	88.00	0.00	26,991.16

CITY COUNCIL MEETING PACKET FOR SEPTEMBER 18, 2017

FINANCIAL STATEMENT
AS OF: AUGUST 31ST, 2017

01 -GENERAL FUND
31-COMMUNITY DEVELOPMENT
DEPARTMENT EXPENDITURES

	ANNUAL BUDGET	CURRENT PERIOD	Y-T-D ACTUAL	% OF BUDGET	Y-T-D ENCUMB.	BUDGET BALANCE
SALARIES, WAGES & BENEFIT						
31-3001 SALARIES	259,100.00	19,862.94	226,294.27	87.34	0.00	32,805.73
31-3003 LONGEVITY	1,400.00	92.32	1,080.98	77.21	0.00	319.02
31-3007 OVERTIME	1,000.00	0.00	2,442.52	244.25	0.00	(1,442.52)
31-3010 INCENTIVES	500.00	36.92	427.22	85.44	0.00	72.78
31-3051 FICA/MEDICARE TAXES	20,100.00	1,429.77	17,325.98	86.20	0.00	2,774.02
31-3052 WORKMEN'S COMPENSATION	1,100.00	0.00	880.39	80.04	0.00	219.61
31-3053 EMPLOYMENT TAXES	3,600.00	0.00	223.65	6.21	0.00	3,376.35
31-3054 RETIREMENT	40,700.00	3,143.71	37,216.46	91.44	0.00	3,483.54
31-3055 HEALTH INSURANCE	58,600.00	0.00	46,744.98	79.77	0.00	11,855.02
31-3056 LIFE INS	500.00	0.00	319.00	63.80	0.00	181.00
31-3057 DENTAL INSURANCE	3,500.00	0.00	2,959.20	84.55	0.00	540.80
31-3058 LONG-TERM DISABILITY	1,100.00	90.32	976.86	88.81	0.00	123.14
TOTAL SALARIES, WAGES & BENEFIT	391,200.00	24,655.98	336,891.51	86.12	0.00	54,308.49
SUPPLIES						
31-3503 OFFICE SUPPLIES	2,000.00	274.64	1,477.66	73.88	0.00	522.34
31-3504 WEARING APPAREL	900.00	328.81	520.78	57.86	0.00	379.22
31-3510 BOOKS AND PERIODICALS	1,500.00	875.67	1,574.31	104.95	0.00	(74.31)
31-3521 ANIMAL SHELTER	1,500.00	0.00	1,515.00	101.00	0.00	(15.00)
31-3523 TOOLS/EQUIPMENT	200.00	0.00	77.11	38.56	0.00	122.89
TOTAL SUPPLIES	6,100.00	1,479.12	5,164.86	84.67	0.00	935.14
MAINTENANCE--EQUIPMENT						
TOTAL						
SERVICES						
31-5008 ABATEMENT/SUBSTANDARD PROPERTY	100.00	0.00	0.00	0.00	0.00	100.00
31-5012 PRINTING	600.00	0.00	309.35	51.56	0.00	290.65
31-5020 COMMUNICATIONS	5,400.00	355.51	5,833.27	108.02	0.00	(433.27)
31-5027 MEMBERSHIPS	900.00	0.00	900.00	100.00	0.00	0.00
31-5029 TRAVEL/TRAINING	10,000.00	0.00	6,088.48	60.88	0.00	3,911.52
TOTAL SERVICES	17,000.00	355.51	13,131.10	77.24	0.00	3,868.90
SUNDRY						
TOTAL						
PROFESSIONAL SERVICES						
31-5515 CONSULTANT	12,000.00	2,044.00	9,617.00	80.14	0.00	2,383.00
TOTAL PROFESSIONAL SERVICES	12,000.00	2,044.00	9,617.00	80.14	0.00	2,383.00

CITY COUNCIL MEETING PACKET FOR SEPTEMBER 18, 2017

FINANCIAL STATEMENT
AS OF: AUGUST 31ST, 2017

01 -GENERAL FUND
31-COMMUNITY DEVELOPMENT
DEPARTMENT EXPENDITURES

	ANNUAL BUDGET	CURRENT PERIOD	Y-T-D ACTUAL	% OF BUDGET	Y-T-D ENCUMB.	BUDGET BALANCE
CAPITAL OUTLAY						
31-6571 OFFICE FURNITURE & EQUIPMENT	1,000.00	0.00	0.00	0.00	0.00	1,000.00
31-6574 COMPUTER SOFTWARE	12,000.00	0.00	0.00	0.00	0.00	12,000.00
TOTAL CAPITAL OUTLAY	13,000.00	0.00	0.00	0.00	0.00	13,000.00
INTERFUND ACTIVITY						
31-9772 TECHNOLOGY USER FEE	3,375.00	3,375.00	3,375.00	100.00	0.00	0.00
31-9791 EQUIPMENT USER FEE	6,000.00	6,000.00	6,000.00	100.00	0.00	0.00
TOTAL INTERFUND ACTIVITY	9,375.00	9,375.00	9,375.00	100.00	0.00	0.00
TOTAL 31-COMMUNITY DEVELOPMENT	448,675.00	37,909.61	374,179.47	83.40	0.00	74,495.53

CITY COUNCIL MEETING PACKET FOR SEPTEMBER 18, 2017

FINANCIAL STATEMENT
AS OF: AUGUST 31ST, 2017

01 -GENERAL FUND
32-STREETS
DEPARTMENT EXPENDITURES

	ANNUAL BUDGET	CURRENT PERIOD	Y-T-D ACTUAL	% OF BUDGET	Y-T-D ENCUMB.	BUDGET BALANCE
SALARIES, WAGES & BENEFIT						
32-3001 SALARIES	190,400.00	16,334.20	150,968.59	79.29	0.00	39,431.41
32-3003 LONGEVITY	2,400.00	184.62	2,080.03	86.67	0.00	319.97
32-3007 OVERTIME	5,000.00	119.06	2,561.39	51.23	0.00	2,438.61
32-3051 FICA/MEDICARE TAXES	11,700.00	1,228.42	11,755.87	100.48	0.00	(55.87)
32-3052 WORKMEN'S COMPENSATION	9,600.00	0.00	6,036.94	62.88	0.00	3,563.06
32-3053 EMPLOYMENT TAXES	2,700.00	0.00	32.86	1.22	0.00	2,667.14
32-3054 RETIREMENT	23,700.00	1,807.66	21,718.97	91.64	0.00	1,981.03
32-3055 HEALTH INSURANCE	43,000.00	0.00	35,640.80	82.89	0.00	7,359.20
32-3056 LIFE INS	300.00	0.00	216.92	72.31	0.00	83.08
32-3057 DENTAL	3,200.00	0.00	2,702.96	84.47	0.00	497.04
32-3058 LONG-TERM DISABILITY	700.00	51.03	559.77	79.97	0.00	140.23
TOTAL SALARIES, WAGES & BENEFIT	292,700.00	19,724.99	234,275.10	80.04	0.00	58,424.90
SUPPLIES						
32-3504 WEARING APPAREL	1,000.00	0.00	333.90	33.39	0.00	666.10
32-3523 TOOLS/EQUIPMENT	1,000.00	0.00	255.84	25.58	0.00	744.16
32-3534 PARTS AND MATERIALS	86,150.00	0.00	85,546.52	99.30	0.00	603.48
TOTAL SUPPLIES	88,150.00	0.00	86,136.26	97.72	0.00	2,013.74
MAINTENANCE--BLDGS, STRUC						
32-4002 STREET SIGNS	10,000.00	272.15	8,114.42	61.39	(1,975.06)	3,860.64
32-4003 STREET MAINTENANCE MAT'L	20,100.00	0.00	3,737.84	18.60	0.00	16,362.16
32-4004 SIDEWALK REPLACEMENT	6,000.00	0.00	1,062.59	17.71	0.00	4,937.41
TOTAL MAINTENANCE--BLDGS, STRUC	36,100.00	272.15	12,914.85	30.30	(1,975.06)	25,160.21
MAINTENANCE--EQUIPMENT						
32-4598 ORNMNTL STREET LIGHT MAIN	33,000.00	0.00	0.00	0.00	0.00	33,000.00
TOTAL MAINTENANCE--EQUIPMENT	33,000.00	0.00	0.00	0.00	0.00	33,000.00
SERVICES						
32-5016 STREET LIGHTING	210,000.00	15,572.07	161,816.78	77.06	0.00	48,183.22
32-5020 COMMUNICATIONS	5,900.00	307.55	4,826.16	81.80	0.00	1,073.84
TOTAL SERVICES	215,900.00	15,879.62	166,642.94	77.19	0.00	49,257.06
PROFESSIONAL SERVICES						
32-5507 MOSQUITO SPRAYING	18,000.00	1,140.00	8,930.00	49.61	0.00	9,070.00
32-5515 CONSULTANT SERVICES	419,500.00	0.00	265,996.73	95.35	134,003.27	19,500.00
TOTAL PROFESSIONAL SERVICES	437,500.00	1,140.00	274,926.73	93.47	134,003.27	28,570.00

CITY COUNCIL MEETING PACKET FOR SEPTEMBER 18, 2017

FINANCIAL STATEMENT
AS OF: AUGUST 31ST, 2017

01 -GENERAL FUND
32-STREETS
DEPARTMENT EXPENDITURES

	ANNUAL BUDGET	CURRENT PERIOD	Y-T-D ACTUAL	% OF BUDGET	Y-T-D ENCUMB.	BUDGET BALANCE
CAPITAL OUTLAY						
TOTAL						
INTERFUND ACTIVITY						
32-9772 TECHNOLOGY USER FEE	750.00	750.00	750.00	100.00	0.00	0.00
32-9781 EQUIPMENT PURCHASE CONTRIBUTIO	90,000.00	29,000.00	29,000.00	32.22	0.00	61,000.00
32-9791 EQUIPMENT USER FEE	23,146.00	8,846.00	8,846.00	38.22	0.00	14,300.00
TOTAL INTERFUND ACTIVITY	113,896.00	38,596.00	38,596.00	33.89	0.00	75,300.00
TOTAL 32-STREETS	1,217,246.00	75,612.76	813,491.88	77.68	132,028.21	271,725.91

CITY COUNCIL MEETING PACKET FOR SEPTEMBER 18, 2017

FINANCIAL STATEMENT
AS OF: AUGUST 31ST, 2017

01 -GENERAL FUND
33-BUILDING MAINTENANCE
DEPARTMENT EXPENDITURES

	ANNUAL BUDGET	CURRENT PERIOD	Y-T-D ACTUAL	% OF BUDGET	Y-T-D ENCUMB.	BUDGET BALANCE
SALARIES, WAGES & BENEFIT						
33-3001 SALARIES	34,300.00	2,672.00	30,606.46	89.23	0.00	3,693.54
33-3003 LONGEVITY	600.00	44.30	490.27	81.71	0.00	109.73
33-3007 OVERTIME	5,000.00	247.47	1,014.06	20.28	0.00	3,985.94
33-3051 FICA/MEDICARE TAXES	3,100.00	197.85	2,202.67	71.05	0.00	897.33
33-3052 WORKMEN'S COMPENSATION	1,300.00	0.00	817.50	62.88	0.00	482.50
33-3053 EMPLOYMENT TAXES	900.00	0.00	8.53	0.95	0.00	891.47
33-3054 RETIREMENT	6,200.00	459.69	5,110.95	82.43	0.00	1,089.05
33-3055 HEALTH INSURANCE	17,600.00	0.00	16,410.24	93.24	0.00	1,189.76
33-3056 LIFE INS	100.00	0.00	63.80	63.80	0.00	36.20
33-3057 DENTAL	1,100.00	0.00	850.80	77.35	0.00	249.20
33-3058 LONG-TERM DISABILITY	200.00	12.16	131.91	65.96	0.00	68.09
TOTAL SALARIES, WAGES & BENEFIT	70,400.00	3,633.47	57,707.19	81.97	0.00	12,692.81
SUPPLIES						
33-3504 WEARING APPAREL	300.00	0.00	0.00	0.00	0.00	300.00
33-3517 JANITORIAL SUPPLIES	6,800.00	689.99	5,086.54	74.80	0.00	1,713.46
33-3523 TOOLS/EQUIPMENT	800.00	53.99	327.09	40.89	0.00	472.91
TOTAL SUPPLIES	7,900.00	743.98	5,413.63	68.53	0.00	2,486.37
MAINTENANCE--BLDGS, STRUC						
33-4001 MAINTENANCE-BLDG & GROUNDS	40,550.00	4,816.53	37,987.82	93.68	0.00	2,562.18
33-4002 MAINT-INSURED REPAIRS	0.00	0.00	35,289.00	0.00	(35,289.00)	0.00
TOTAL MAINTENANCE--BLDGS, STRUC	40,550.00	4,816.53	73,276.82	93.68	(35,289.00)	2,562.18
SERVICES						
33-5017 UTILITIES	120,000.00	9,455.56	75,342.56	62.79	0.00	44,657.44
TOTAL SERVICES	120,000.00	9,455.56	75,342.56	62.79	0.00	44,657.44
PROFESSIONAL SERVICES						
33-5521 PEST CONTROL SERVICES	1,100.00	0.00	591.99	53.82	0.00	508.01
TOTAL PROFESSIONAL SERVICES	1,100.00	0.00	591.99	53.82	0.00	508.01
CAPITAL OUTLAY						
33-6580 BLDG & GROUND IMPROVEMENT	121,500.00	690.00	74,681.28	70.82	11,364.94	35,453.78
TOTAL CAPITAL OUTLAY	121,500.00	690.00	74,681.28	70.82	11,364.94	35,453.78
INTERFUND ACTIVITY						
33-9791 EQUIPMENT USER FEE	2,200.00	2,200.00	2,200.00	100.00	0.00	0.00
TOTAL INTERFUND ACTIVITY	2,200.00	2,200.00	2,200.00	100.00	0.00	0.00
TOTAL 33-BUILDING MAINTENANCE	363,650.00	21,539.54	289,213.47	72.95	(23,924.06)	98,360.59

CITY COUNCIL MEETING PACKET FOR SEPTEMBER 18, 2017

FINANCIAL STATEMENT
AS OF: AUGUST 31ST, 2017

01 -GENERAL FUND
35-SOLID WASTE
DEPARTMENT EXPENDITURES

	ANNUAL BUDGET	CURRENT PERIOD	Y-T-D ACTUAL	% OF BUDGET	Y-T-D ENCUMB.	BUDGET BALANCE
SALARIES, WAGES & BENEFIT TOTAL						
PROFESSIONAL SERVICES						
35-5508 SOLID WASTECOLLECTION SERVICES	333,123.00	25,629.79	257,540.71	77.31	0.00	75,582.29
35-5509 STORM CLEAN-UP-DEBRIS REMOVAL	2,000.00	0.00	0.00	0.00	0.00	2,000.00
35-5519 RECYCLING PROGRAM	90,938.00	7,476.00	74,529.00	81.96	0.00	16,409.00
TOTAL PROFESSIONAL SERVICES	426,061.00	33,105.79	332,069.71	77.94	0.00	93,991.29
TOTAL 35-SOLID WASTE	426,061.00	33,105.79	332,069.71	77.94	0.00	93,991.29

CITY COUNCIL MEETING PACKET FOR SEPTEMBER 18, 2017

FINANCIAL STATEMENT
AS OF: AUGUST 31ST, 2017

01 -GENERAL FUND
36-FLEET SERVICES
DEPARTMENT EXPENDITURES

	ANNUAL BUDGET	CURRENT PERIOD	Y-T-D ACTUAL	% OF BUDGET	Y-T-D ENCUMB.	BUDGET BALANCE
SALARIES, WAGES & BENEFIT						
36-3001 SALARIES	101,700.00	8,194.91	92,611.51	91.06	0.00	9,088.49
36-3003 LONGEVITY	900.00	66.46	711.34	79.04	0.00	188.66
36-3007 OVERTIME	5,000.00	93.14	706.71	14.13	0.00	4,293.29
36-3010 INCENTIVES	600.00	46.16	534.14	89.02	0.00	65.86
36-3051 FICA/MEDICARE TAXES	8,300.00	622.62	7,278.54	87.69	0.00	1,021.46
36-3052 WORKMEN'S COMPENSATION	2,700.00	0.00	1,697.89	62.88	0.00	1,002.11
36-3053 EMPLOYMENT TAXES	1,800.00	0.00	17.06	0.95	0.00	1,782.94
36-3054 RETIREMENT	16,800.00	1,309.39	15,151.70	90.19	0.00	1,648.30
36-3055 HEALTH INSURANCE	18,200.00	0.00	14,828.72	81.48	0.00	3,371.28
36-3056 LIFE INS	200.00	0.00	127.60	63.80	0.00	72.40
36-3057 DENTAL	1,500.00	0.00	1,220.96	81.40	0.00	279.04
36-3058 LONG-TERM DISABILITY	500.00	36.90	397.34	79.47	0.00	102.66
TOTAL SALARIES, WAGES & BENEFIT	158,200.00	10,369.58	135,283.51	85.51	0.00	22,916.49
SUPPLIES						
36-3503 OFFICE SUPPLIES	500.00	46.98	297.20	59.44	0.00	202.80
36-3504 WEARING APPAREL	900.00	402.97	707.40	78.60	0.00	192.60
36-3510 MANUALS AND PERIODICALS	1,000.00	0.00	0.00	0.00	0.00	1,000.00
36-3514 FUEL AND OIL	129,500.00	10,216.78	93,458.33	73.05	1,140.98	34,900.69
36-3523 TOOLS/EQUIPMENT	1,900.00	0.00	1,765.13	92.90	0.00	134.87
36-3529 VEHICLE REPAIR PARTS	35,700.00	2,092.38	25,623.85	71.78	0.00	10,076.15
36-3535 SHOP SUPPLIES	2,800.00	305.59	2,942.25	105.08	0.00	(142.25)
TOTAL SUPPLIES	172,300.00	13,064.70	124,794.16	73.09	1,140.98	46,364.86
MAINTENANCE--EQUIPMENT						
36-4520 AUTO REPAIR/OUTSOURCED	55,900.00	1,021.90	56,643.44	99.10	(1,248.14)	504.70
TOTAL MAINTENANCE--EQUIPMENT	55,900.00	1,021.90	56,643.44	99.10	(1,248.14)	504.70
SERVICES						
36-5020 COMMUNICATIONS	2,000.00	113.57	1,177.84	58.89	0.00	822.16
36-5027 MEMBERSHIP	700.00	0.00	179.00	25.57	0.00	521.00
36-5029 TRAVEL/TRAINING	1,700.00	0.00	934.52	54.97	0.00	765.48
TOTAL SERVICES	4,400.00	113.57	2,291.36	52.08	0.00	2,108.64
SUNDRY						
36-5405 LICENSES/PERMITS	900.00	73.06	741.56	82.40	0.00	158.44
TOTAL SUNDRY	900.00	73.06	741.56	82.40	0.00	158.44
OTHER SERVICES						
TOTAL						

CITY COUNCIL MEETING PACKET FOR SEPTEMBER 18, 2017

FINANCIAL STATEMENT
AS OF: AUGUST 31ST, 2017

01 -GENERAL FUND
36-FLEET SERVICES
DEPARTMENT EXPENDITURES

	ANNUAL BUDGET	CURRENT PERIOD	Y-T-D ACTUAL	% OF BUDGET	Y-T-D ENCUMB.	BUDGET BALANCE
CAPITAL OUTLAY						
36-6572 SPECIAL EQUIPMENT	7,160.00	0.00	6,547.28	91.44	0.00	612.72
36-6574 COMPUTER SOFTWARE	1,500.00	0.00	1,608.00	107.20	0.00	(108.00)
TOTAL CAPITAL OUTLAY	8,660.00	0.00	8,155.28	94.17	0.00	504.72
INTERFUND ACTIVITY						
36-9772 TECHNOLOGY USER FEE	500.00	500.00	500.00	100.00	0.00	0.00
TOTAL INTERFUND ACTIVITY	500.00	500.00	500.00	100.00	0.00	0.00
TOTAL 36-FLEET SERVICES	400,860.00	25,142.81	328,409.31	81.90	(107.16)	72,557.85

CITY COUNCIL MEETING PACKET FOR SEPTEMBER 18, 2017

FINANCIAL STATEMENT
AS OF: AUGUST 31ST, 2017

01 -GENERAL FUND
39-PARKS & RECREATION
DEPARTMENT EXPENDITURES

	ANNUAL BUDGET	CURRENT PERIOD	Y-T-D ACTUAL	% OF BUDGET	Y-T-D ENCUMB.	BUDGET BALANCE
SALARIES, WAGES & BENEFIT						
39-3001 SALARIES	293,401.00	25,634.97	255,478.96	87.08	0.00	37,922.04
39-3002 WAGES	49,824.00	9,646.75	33,557.25	67.35	0.00	16,266.75
39-3003 LONGEVITY	2,900.00	210.46	2,282.39	78.70	0.00	617.61
39-3007 OVERTIME	1,800.00	44.57	548.71	30.48	0.00	1,251.29
39-3051 FICA/MEDICARE TAXES	26,700.00	2,566.61	21,105.40	79.05	0.00	5,594.60
39-3052 WORKMEN'S COMPENSATION	8,700.00	0.00	5,470.97	62.88	0.00	3,229.03
39-3053 EMPLOYMENT TAXES	9,900.00	0.00	771.30	7.79	0.00	9,128.70
39-3054 RETIREMENT	46,300.00	4,032.70	41,315.94	89.24	0.00	4,984.06
39-3055 HEALTH INSURANCE	105,900.00	0.00	63,162.46	59.64	0.00	42,737.54
39-3056 LIFE INS	700.00	0.00	478.50	68.36	0.00	221.50
39-3057 DENTAL	6,600.00	0.00	4,357.76	66.03	0.00	2,242.24
39-3058 LONG-TERM DISABILITY	1,300.00	103.49	1,076.89	82.84	0.00	223.11
TOTAL SALARIES, WAGES & BENEFIT	554,025.00	42,239.55	429,606.53	77.54	0.00	124,418.47
SUPPLIES						
39-3504 WEARING APPAREL	1,612.00	0.00	1,611.98	100.00	0.00	0.02
39-3506 CHEMICALS	500.00	190.68	380.31	76.06	0.00	119.69
39-3523 TOOLS/EQUIPMENT	6,300.00	52.80	5,379.05	85.38	0.00	920.95
39-3531 RECREATION & EVENTS	10,000.00	(60.82)	4,512.93	45.13	0.00	5,487.07
39-3534 EQUIP REPAIR PARTS	3,500.00	0.00	3,513.90	100.40	0.00	(13.90)
39-3536 LANDSCAPING MATERIALS	9,400.00	0.00	8,331.32	89.06	40.00	1,028.68
TOTAL SUPPLIES	31,312.00	182.66	23,729.49	75.91	40.00	7,542.51
MAINTENANCE--BLDGS, STRUC						
39-4007 POOL MAINTENANCE	19,750.00	5,162.69	18,718.97	95.24	90.00	941.03
39-4008 PARK MAINTENANCE	13,303.00	3,778.37	12,710.71	95.55	0.00	592.29
TOTAL MAINTENANCE--BLDGS, STRUC	33,053.00	8,941.06	31,429.68	95.36	90.00	1,533.32
MAINTENANCE--EQUIPMENT TOTAL						
SERVICES						
39-5020 COMMUNICATIONS	2,661.00	110.76	1,287.91	48.40	0.00	1,373.09
39-5029 TRAVEL/TRAINING	1,525.00	0.00	1,522.36	99.83	0.00	2.64
TOTAL SERVICES	4,186.00	110.76	2,810.27	67.13	0.00	1,375.73
CAPITAL OUTLAY						
39-6516 PARKS & LANDSCAPING PROJS	114,601.00	0.00	9,601.00	8.38	0.00	105,000.00
TOTAL CAPITAL OUTLAY	114,601.00	0.00	9,601.00	8.38	0.00	105,000.00

CITY COUNCIL MEETING PACKET FOR SEPTEMBER 18, 2017

FINANCIAL STATEMENT
AS OF: AUGUST 31ST, 2017

01 -GENERAL FUND
39-PARKS & RECREATION
DEPARTMENT EXPENDITURES

	ANNUAL BUDGET	CURRENT PERIOD	Y-T-D ACTUAL	% OF BUDGET	Y-T-D ENCUMB.	BUDGET BALANCE
INTERFUND ACTIVITY						
39-9772 TECHNOLOGY USER FEE	625.00	625.00	625.00	100.00	0.00	0.00
39-9791 EQUIPMENT USER FEE	14,500.00	14,500.00	14,500.00	100.00	0.00	0.00
TOTAL INTERFUND ACTIVITY	15,125.00	15,125.00	15,125.00	100.00	0.00	0.00
TOTAL 39-PARKS & RECREATION	752,302.00	66,599.03	512,301.97	68.12	130.00	239,870.03
*** TOTAL EXPENSES ***	12,907,811.00	2,169,391.39	10,143,787.02	79.64	136,248.20	2,627,775.78
EXCESS OF REVENUES OVER EXPENDITURES	(565,970.00)	(892,128.13)	3,886,596.41	662.64-	(136,248.20)	(4,316,318.21)
*** PROJECTED FUND BALANCE ***	8,961,250.31		13,413,816.72			

*** END OF REPORT ***

CITY COUNCIL MEETING PACKET FOR SEPTEMBER 18, 2017

FINANCIAL STATEMENT
AS OF: AUGUST 31ST, 2017

03 -DEBT SERVICE FUND
REVENUES

	ANNUAL BUDGET	CURRENT PERIOD	Y-T-D ACTUAL	% OF BUDGET	Y-T-D ENCUMB.	BUDGET BALANCE
BEGINNING FUND BALANCE	456,038.11		456,038.11			
PROPERTY TAXES						
50-7101 CURRENT PROPERTY TAXES	2,331,782.00	0.00	2,307,276.04	98.95	0.00	(24,505.96)
50-7102 DELINQUENT PROPERTY TAX	30,000.00	0.00	(28,678.50)	95.60-	0.00	(58,678.50)
50-7103 PENALTY, INTEREST, COSTS	15,000.00	0.00	7,638.65	50.92	0.00	(7,361.35)
TOTAL PROPERTY TAXES	2,376,782.00	0.00	2,286,236.19	96.19	0.00	(90,545.81)
INTEREST EARNED						
50-9601 INTEREST EARNED	1,300.00	475.25	3,426.18	263.55	0.00	2,126.18
TOTAL INTEREST EARNED	1,300.00	475.25	3,426.18	263.55	0.00	2,126.18
INTERFUND ACTIVITY						
50-9752 TRANSFER FROM UTILITY FUND	92,413.00	92,413.00	92,413.00	100.00	0.00	0.00
TOTAL INTERFUND ACTIVITY	92,413.00	92,413.00	92,413.00	100.00	0.00	0.00
*** TOTAL FUND REVENUES ***	2,470,495.00	92,888.25	2,382,075.37	96.42	0.00	(88,419.63)
*** TOTAL AVAILABLE REVENUES ***	2,926,533.11		2,838,113.48			

CITY COUNCIL MEETING PACKET FOR SEPTEMBER 18, 2017

FINANCIAL STATEMENT
AS OF: AUGUST 31ST, 2017

03 -DEBT SERVICE FUND
51-DEBT SERVICE
DEPARTMENT EXPENDITURES

	ANNUAL BUDGET	CURRENT PERIOD	Y-T-D ACTUAL	% OF BUDGET	Y-T-D ENCUMB.	BUDGET BALANCE
DEBT SERVICE						
51-6121 PRINCIPAL/DEBT SERVICE	1,875,000.00	0.00	1,875,000.00	100.00	0.00	0.00
51-6122 INTEREST/DEBT SERVICE	519,778.00	0.00	272,020.63	52.33	0.00	247,757.37
51-6123 MAINTENANCE FEE/DEBT SERVICE	9,000.00	0.00	2,000.00	22.22	0.00	7,000.00
TOTAL DEBT SERVICE	2,403,778.00	0.00	2,149,020.63	89.40	0.00	254,757.37
INTERFUND ACTIVITY						
TOTAL						
TOTAL 51-DEBT SERVICE	2,403,778.00	0.00	2,149,020.63	89.40	0.00	254,757.37
*** TOTAL EXPENSES ***	2,403,778.00	0.00	2,149,020.63	89.40	0.00	254,757.37
EXCESS OF REVENUES OVER EXPENDITURES	66,717.00	92,888.25	233,054.74	349.32	0.00	(166,337.74)
*** PROJECTED FUND BALANCE ***	522,755.11		689,092.85			

*** END OF REPORT ***

CITY COUNCIL MEETING PACKET FOR SEPTEMBER 18, 2017

FINANCIAL STATEMENT
AS OF: AUGUST 31ST, 2017

05 -MOTEL TAX FUND
REVENUES

	ANNUAL BUDGET	CURRENT PERIOD	Y-T-D ACTUAL	% OF BUDGET	Y-T-D ENCUMB.	BUDGET BALANCE
BEGINNING FUND BALANCE	671,639.56		671,639.56			
OTHER TAXES						
55-7635 MOTEL OCCUPANCY TAX	80,000.00	3,110.50	76,099.73	95.12	0.00	(3,900.27)
TOTAL OTHER TAXES	80,000.00	3,110.50	76,099.73	95.12	0.00	(3,900.27)
INTEREST EARNED						
55-9601 INTEREST EARNED	1,500.00	479.56	3,479.54	231.97	0.00	1,979.54
TOTAL INTEREST EARNED	1,500.00	479.56	3,479.54	231.97	0.00	1,979.54
*** TOTAL FUND REVENUES ***	81,500.00	3,590.06	79,579.27	97.64	0.00	(1,920.73)
*** TOTAL AVAILABLE REVENUES ***	753,139.56		751,218.83			

CITY COUNCIL MEETING PACKET FOR SEPTEMBER 18, 2017

FINANCIAL STATEMENT
AS OF: AUGUST 31ST, 2017

05 -MOTEL TAX FUND
56-MOTEL TAX
DEPARTMENT EXPENDITURES

	ANNUAL BUDGET	CURRENT PERIOD	Y-T-D ACTUAL	% OF BUDGET	Y-T-D ENCUMB.	BUDGET BALANCE
SERVICES						
56-5043 GENERAL ADVERTISING	45,000.00	0.00	27,000.00	72.22	5,500.00	12,500.00
56-5044 ADVERTISING	18,250.00	829.33	9,721.63	53.27	0.00	8,528.37
56-5045 SPECIAL EVENT	10,000.00	0.00	9,055.33	90.55	0.00	944.67
TOTAL SERVICES	73,250.00	829.33	45,776.96	70.00	5,500.00	21,973.04
PROFESSIONAL SERVICES						
56-5515 CONSULTANT SERVICES	14,250.00	4,000.00	4,000.00	100.00	10,250.00	0.00
TOTAL PROFESSIONAL SERVICES	14,250.00	4,000.00	4,000.00	100.00	10,250.00	0.00
CAPITAL OUTLAY						
TOTAL						
INTERFUND ACTIVITY						
56-9751 TRANSFER TO GENERAL FUND	16,500.00	16,500.00	16,500.00	100.00	0.00	0.00
TOTAL INTERFUND ACTIVITY	16,500.00	16,500.00	16,500.00	100.00	0.00	0.00
TOTAL 56-MOTEL TAX	104,000.00	21,329.33	66,276.96	78.87	15,750.00	21,973.04
*** TOTAL EXPENSES ***	104,000.00	21,329.33	66,276.96	78.87	15,750.00	21,973.04
EXCESS OF REVENUES OVER EXPENDITURES	(22,500.00)	(17,739.27)	13,302.31	10.88	(15,750.00)	(20,052.31)
*** PROJECTED FUND BALANCE ***	649,139.56		684,941.87			

*** END OF REPORT ***

CITY COUNCIL MEETING PACKET FOR SEPTEMBER 18, 2017

FINANCIAL STATEMENT
AS OF: AUGUST 31ST, 2017

10 -CAPITAL IMPROVEMENTS FUND
REVENUES

	ANNUAL BUDGET	CURRENT PERIOD	Y-T-D ACTUAL	% OF BUDGET	Y-T-D ENCUMB.	BUDGET BALANCE
BEGINNING FUND BALANCE	7,530,073.53		7,530,073.53			
INTEREST EARNED						
90-9601 INTEREST EARNED	10,000.00	1,183.91	20,144.47	201.44	0.00	10,144.47
TOTAL INTEREST EARNED	10,000.00	1,183.91	20,144.47	201.44	0.00	10,144.47
INTERFUND ACTIVITY						
TOTAL						
MISCELLANEOUS REVENUE						
TOTAL						
OTHER AGENCY REVENUES						
90-9904 GRANT-TXDOT	0.00	0.00	28,559.18	0.00	0.00	28,559.18
TOTAL OTHER AGENCY REVENUES	0.00	0.00	28,559.18	0.00	0.00	28,559.18
*** TOTAL FUND REVENUES ***	10,000.00	1,183.91	48,703.65	487.04	0.00	38,703.65
*** TOTAL AVAILABLE REVENUES ***	7,540,073.53		7,578,777.18			

CITY COUNCIL MEETING PACKET FOR SEPTEMBER 18, 2017

FINANCIAL STATEMENT
AS OF: AUGUST 31ST, 2017

10 -CAPITAL IMPROVEMENTS FUND
91-CAPITAL IMPROVEMENTS
DEPARTMENT EXPENDITURES

	ANNUAL BUDGET	CURRENT PERIOD	Y-T-D ACTUAL	% OF BUDGET	Y-T-D ENCUMB.	BUDGET BALANCE
SALARIES, WAGES & BENEFIT TOTAL						
CAPITAL OUTLAY TOTAL						
CAPITAL IMPROVEMENTS						
91-7105 PARK IMPROVEMENTS	50,000.00	13,193.21	49,425.62	99.12	132.00	442.38
91-7120 290 EXPANSION	5,769,000.00	0.00	2,673,693.43	47.12	44,518.64	3,050,787.93
91-7121 BRIDGE REPAIR	150,000.00	888.00	217,305.00	84.56	(90,466.00)	23,161.00
91-7123 ELWOOD STREET REPAIR	0.00	0.00	80,748.75	0.00	(80,748.75)	0.00
91-7126 TAYLOR RD BLDG ENG & ARCHITECT	150,000.00	0.00	0.00	0.00	0.00	150,000.00
91-7129 STREET LIGHTING REHABILITATION	65,000.00	0.00	60,692.00	93.37	0.00	4,308.00
TOTAL CAPITAL IMPROVEMENTS	6,184,000.00	14,081.21	3,081,864.80	47.79	(126,564.11)	3,228,699.31
INTERFUND ACTIVITY TOTAL						
TOTAL 91-CAPITAL IMPROVEMENTS	6,184,000.00	14,081.21	3,081,864.80	47.79	(126,564.11)	3,228,699.31
*** TOTAL EXPENSES ***	6,184,000.00	14,081.21	3,081,864.80	47.79	(126,564.11)	3,228,699.31
EXCESS OF REVENUES OVER EXPENDITURES	(6,174,000.00)	(12,897.30)	(3,033,161.15)	47.08	126,564.11	(3,267,402.96)
*** PROJECTED FUND BALANCE ***	1,356,073.53		4,496,912.38			

*** END OF REPORT ***

CITY COUNCIL MEETING PACKET FOR SEPTEMBER 18, 2017

CITY OF JERSEY VILLAGE

PROPERTY TAX COLLECTION REPORT

JULY, 2017

CITY COUNCIL MEETING PACKET FOR SEPTEMBER 18, 2017

Run Date: 08-15-2017
Report:ACTGL_TCS_JURIS_PDF_HC 1.5
Request Seq: 974179

Tax Collection System
Distribution Report - PROPERTY TAX
For Deposit Dates: 07/01/2017 thru 07/31/2017

Jurisdiction 0070 JERSEY VILLAGE

Year	Levy	Penalty Interest	Attorney	Adjustment Amount	Net Collections	Commissions (Excludes Attorney)	Net Payable	Disbursed to Jurisdiction	Disbursed to Attorneys
2016	(27,314.11)	669.85	805.09	0.00	(25,839.17)	133.25	(25,705.92)	0.00	805.09
2015	1,622.12	578.96	504.64	0.00	2,705.72	(10.99)	2,694.73	0.00	504.64
2014	(181.50)	79.70	53.89	0.00	(47.91)	0.52	(47.39)	0.00	53.89
2013	(371.25)	0.00	0.00	0.00	(371.25)	1.86	(369.39)	0.00	0.00
Total:	($26,244.74)	$1,328.51	$1,363.62	$0.00	($23,552.61)	$124.64	($23,427.97)	$0.00	$1,363.62

CITY COUNCIL MEETING PACKET FOR SEPTEMBER 18, 2017

TC168

TAX COLLECTOR MONTHLY REPORT INCLUDES AG ROLLBACK

FROM 07/01/2017 TO 07/31/2017

JURISDICTION: 0070 City of Jersey Village

	TAX RATE	TAX LEVY	PAID ACCTS
YEAR 2016	00.742500	40,362.50	3,099

YEAR	TAXES DUE	MONTH ADJ	ADJUSTMENT YTD	LEVY PAID	PAID YTD	BALANCE	COLL %	YTD UNCOLL
2016	74,570.70	34,208.20-	34,208.20-	27,314.11-	27,314.11-	67,676.61	67.67-	0.00
2015	26,445.32	317.84-	317.84-	1,622.12	1,622.12	24,505.36	6.21	0.00
2014	14,145.51	371.25-	371.25-	181.50-	181.50-	13,955.76	1.32-	0.00
2013	10,782.57	371.25-	371.25-	371.25-	371.25-	10,782.57	3.57-	0.00
2012	9,776.72	.00	0.00	0.00	0.00	9,776.72		0.00
2011	11,235.51	.00	0.00	0.00	0.00	11,235.51		0.00
2010	14,186.58	.00	0.00	0.00	0.00	14,186.58		0.00
2009	20,944.45	.00	0.00	0.00	0.00	20,944.45		0.00
2008	8,059.33	.00	0.00	0.00	0.00	8,059.33		0.00
2007	4,701.58	.00	0.00	0.00	0.00	4,701.58		0.00
2006	2,451.84	.00	0.00	0.00	0.00	2,451.84		0.00
2005	2,174.50	.00	0.00	0.00	0.00	2,174.50		0.00
2004	1,359.66	.00	0.00	0.00	0.00	1,359.66		0.00
2003	611.89	.00	0.00	0.00	0.00	611.89		0.00
2002	636.52	.00	0.00	0.00	0.00	636.52		0.00
2001	589.88	.00	0.00	0.00	0.00	589.88		0.00
2000	870.75	.00	0.00	0.00	0.00	870.75		0.00
1999	153.99	.00	0.00	0.00	0.00	153.99		0.00
1998	14.48	.00	0.00	0.00	0.00	14.48		0.00
****	203,711.78	35,268.54-	35,268.54-	26,244.74-	26,244.74-	194,687.98		0.00

CITY COUNCIL MEETING PACKET FOR SEPTEMBER 18, 2017

TC298-M SELECTION: DEPOSIT

DEPOSIT DISTRIBUTION INCLUDES AG ROLLBACK

REVERSALS DETAIL SCHEDULE

FROM: 07/01/2017 THRU 07/31/2017

JURISDICTION: 70 City of Jersey Village

YEAR	DEPOSIT	ACCOUNT NUMBER	EFF YR/MO	LEVY PAID	DISCOUNT GIVEN	PENALTY INTEREST	ATTORNEY	CAUSE /REV	REFUND AMOUNT	PAYMENT AMOUNT
2013	RF170710	082-140-000-0033	201312	371.25-	0.00	0.00	0.00	42	371.25	0.00
2013	RF170710	082-140-000-0033	201312	0.00	0.00	0.00	0.00	42	371.25-	371.25-
		2013 TOTAL		371.25-	0.00	0.00	0.00		0.00	371.25-
2014	RF170710	082-140-000-0033	201412	0.00	0.00	0.00	0.00	31	371.25-	371.25-
2014	RF170710	082-140-000-0033	201412	371.25-	0.00	0.00	0.00	31	371.25	0.00
		2014 TOTAL		371.25-	0.00	0.00	0.00		0.00	371.25-
2015	DC0706171	107-452-000-0064	201706	124.76-	0.00	36.18-	32.19-	0	0.00	193.13-
2015	RF170711	122-482-002-0078	201512	167.40-	0.00	0.00	0.00	21	167.40	0.00
2015	RF170711	122-482-002-0078	201512	0.00	0.00	0.00	0.00	21	167.40-	167.40-
2015	RF170711	202-145-950-0000	201601	102.93-	0.00	0.00	0.00	21	102.93	0.00
2015	RF170711	202-145-950-0000	201601	0.00	0.00	0.00	0.00	21	102.93-	102.93-
2015	RF170711	221-588-150-0000	201603	47.51-	0.00	4.27-	0.00	21	51.78	0.00
2015	RF170711	221-588-150-0000	201603	0.00	0.00	0.00	0.00	21	51.78-	51.78-
		2015 TOTAL		442.60-	0.00	40.45-	32.19-		0.00	515.24-
2016	RF170712	082-111-000-0018	201701	0.00	0.00	0.00	0.00	9	719.88-	719.88-
2016	RF170712	082-111-000-0018	201701	719.88-	0.00	0.00	0.00	9	719.88	0.00
2016	RF170717	112-884-000-0006	201612	205.61-	0.00	0.00	0.00	0	205.61	0.00
2016	RF170717	112-884-000-0006	201612	0.00	0.00	0.00	0.00	0	205.61-	205.61-
2016	RF170712	118-085-071-0034	201701	597.33-	0.00	0.00	0.00	9	597.33	0.00
2016	RF170712	118-085-071-0034	201701	0.00	0.00	0.00	0.00	9	597.33-	597.33-
2016	RF170712	119-033-000-0001	201701	6,127.17-	0.00	0.00	0.00	9	6,127.17	0.00
2016	RF170712	119-033-000-0001	201701	0.00	0.00	0.00	0.00	9	6,127.17-	6,127.17-
2016	RF170712	119-338-000-0002	201701	0.00	0.00	0.00	0.00	9	5,640.33-	5,640.33-
2016	RF170712	119-338-000-0002	201701	5,640.33-	0.00	0.00	0.00	9	5,640.33	0.00
2016	RF170712	119-338-000-0003	201701	0.00	0.00	0.00	0.00	9	20,538.47-	20,538.47-
2016	RF170712	119-338-000-0003	201701	20,538.47-	0.00	0.00	0.00	9	20,538.47	0.00
2016	RF170712	122-482-002-0078	201612	0.00	0.00	0.00	0.00	9	167.40-	167.40-
2016	RF170712	122-482-002-0078	201612	167.40-	0.00	0.00	0.00	9	167.40	0.00
2016	RF170712	202-104-770-0000	201702	36.93-	0.00	2.59-	0.00	9	39.52	0.00
2016	RF170712	202-104-770-0000	201702	0.00	0.00	0.00	0.00	9	39.52-	39.52-
2016	RF170712	202-145-950-0000	201705	63.41-	0.00	8.25-	0.00	9	71.66	0.00
2016	RF170712	202-145-950-0000	201705	0.00	0.00	0.00	0.00	9	71.66-	71.66-
2016	RF170712	221-588-150-0000	201702	42.76-	0.00	2.99-	0.00	9	45.75	0.00
2016	RF170712	221-588-150-0000	201702	0.00	0.00	0.00	0.00	9	45.75-	45.75-

TC298-M SELECTION: DEPOSIT

DEPOSIT DISTRIBUTION INCLUDES AG ROLLBACK

REVERSALS DETAIL SCHEDULE

FROM: 07/01/2017 THRU 07/31/2017

JURISDICTION: 70 City of Jersey Village

YEAR DEPOSIT	ACCOUNT NUMBER	EFF YR/MO	LEVY PAID	DISCOUNT GIVEN	PENALTY INTEREST	ATTORNEY CAUSE /REV	REFUND AMOUNT	PAYMENT AMOUNT
	2016 TOTAL		34,139.29-	0.00	13.83-	0.00	0.00	34,153.12-
	YEAR 2013							
	REFUNDS		371.25-	0.00	0.00	0.00	0.00	371.25-
	RETURNED ITEMS		0.00	0.00	0.00	0.00	0.00	0.00
	TRANSFERS/REVERSALS		0.00	0.00	0.00	0.00	0.00	0.00
	TOTAL		371.25-	0.00	0.00	0.00	0.00	371.25-
	YEAR 2014							
	REFUNDS		371.25-	0.00	0.00	0.00	0.00	371.25-
	RETURNED ITEMS		0.00	0.00	0.00	0.00	0.00	0.00
	TRANSFERS/REVERSALS		0.00	0.00	0.00	0.00	0.00	0.00
	TOTAL		371.25-	0.00	0.00	0.00	0.00	371.25-
	YEAR 2015							
	REFUNDS		317.84-	0.00	4.27-	0.00	0.00	322.11-
	RETURNED ITEMS		124.76-	0.00	36.18-	32.19-	0.00	193.13-
	TRANSFERS/REVERSALS		0.00	0.00	0.00	0.00	0.00	0.00
	TOTAL		442.60-	0.00	40.45-	32.19-	0.00	515.24-
	YEAR 2016							
	REFUNDS		34,139.29-	0.00	13.83-	0.00	0.00	34,153.12-
	RETURNED ITEMS		0.00	0.00	0.00	0.00	0.00	0.00
	TRANSFERS/REVERSALS		0.00	0.00	0.00	0.00	0.00	0.00
	TOTAL		34,139.29-	0.00	13.83-	0.00	0.00	34,153.12-
	ALL YEARS							
	REFUNDS		35,199.63-	0.00	18.10-	0.00	0.00	35,217.73-
	RETURNED ITEMS		124.76-	0.00	36.18-	32.19-	0.00	193.13-
	TRANSFERS/REVERSALS		0.00	0.00	0.00	0.00	0.00	0.00
	TOTAL		35,324.39-	0.00	54.28-	32.19-	0.00	35,410.86-

CITY COUNCIL MEETING PACKET FOR SEPTEMBER 18, 2017

General Fund
For the period ended August 31, 2017

	Adopted Budget	Current Budget	YTD Actual	% of Actual compared to Budget	Projections
Revenue					
Property Taxes	5,927,843.00	5,927,843.00	5,761,272.38	97.19%	5,928,000.00
Electric Franchise Taxes	360,000.00	360,000.00	330,650.80	91.85%	360,000.00
Telephone Franchise	120,000.00	120,000.00	109,184.75	90.99%	120,000.00
Gas Franchise	25,000.00	25,000.00	32,210.88	128.84%	32,000.00
Cable TV Franchise	60,000.00	60,000.00	74,419.86	124.03%	75,000.00
Telecommunication	35,000.00	35,000.00	38,819.91	110.91%	40,000.00
City Sales Tax	1,900,000.00	1,900,000.00	2,858,886.36	150.47%	3,100,000.00
Sales TX-Reduce Property Taxes	950,000.00	950,000.00	1,429,443.17	150.47%	1,550,000.00
Mixed Drink Tax	35,000.00	35,000.00	35,568.25	101.62%	35,570.00
Fines Warrants & Bonds	837,700.00	837,700.00	936,365.31	111.78%	1,000,000.00
Fees & Charge for Services	368,950.00	368,950.00	367,940.16	99.73%	370,000.00
Licenses & Permits	103,700.00	103,700.00	172,811.50	166.65%	190,000.00
Interest Earned	45,000.00	45,000.00	109,881.67	244.18%	130,000.00
Interfund Activity	1,578,398.00	1,578,398.00	1,338,450.16	84.80%	1,578,398.00
Misc Revenue	20,000.00	20,000.00	171,072.74	855.36%	175,000.00
Other Agency Revenue	-	-	263,405.54	100.00%	200,000.00
Total Revenue	12,366,591.00	12,366,591.00	14,030,383.44	113.45%	14,883,968.00
Expenditures					
Administrative Service	645,950.00	695,950.00	473,447.24	68.03%	695,950.00
Legal/Other Services	594,471.00	2,194,471.00	1,767,575.53	80.55%	2,194,471.00
Info Technology	468,225.00	468,225.00	361,673.39	77.24%	468,225.00
Purchasing	21,000.00	21,000.00	15,563.82	74.11%	21,000.00
Accounting Services	301,650.00	301,650.00	254,118.45	84.24%	301,650.00
Customer Services	143,200.00	143,200.00	121,215.89	84.65%	143,200.00
Municipal Court	372,239.00	372,239.00	307,330.33	82.56%	372,239.00
Police Department	2,484,926.00	2,484,926.00	2,012,235.71	80.98%	2,484,926.00
Communications	729,594.00	737,784.00	542,485.31	73.53%	737,784.00
Fire Department	1,614,972.00	1,614,972.00	1,440,616.70	89.20%	1,614,972.00
Public Works	224,850.00	224,850.00	197,858.84	88.00%	224,850.00
Community Development	448,675.00	448,675.00	374,179.47	83.40%	448,675.00
Streets	1,146,746.00	1,217,246.00	813,491.88	66.83%	1,217,246.00
Building Maintenance	363,650.00	363,650.00	289,213.47	79.53%	363,650.00
Solid Waste	426,061.00	426,061.00	332,069.71	77.94%	426,061.00
Fleet Services	380,860.00	380,860.00	328,409.31	86.23%	380,860.00
Parks & Recreation	742,701.00	752,302.00	512,301.97	68.10%	752,302.00
Total Expenditures	11,109,770.00	12,848,061.00	10,143,787.02	78.95%	12,848,061.00

Utility Fund
For the period ended August 31, 2017

	Adopted Budget	Current Budget	YTD Actual	% of Actual compared to Budget	Projections
Revenue					
Fees & Charge for Services	4,042,000.00	4,042,000.00	3,901,836.16	96.53%	4,200,000.00
Interest Earned	10,000.00	10,000.00	25,081.93	250.82%	28,000.00
Interfund Activity	-	-			
Miscellaneous Revenue	50,000.00	50,000.00	51,372.43	102.74%	55,000.00
Other Agency Revenue	-	-	-		170,000.00
Total Revenue	4,102,000.00	4,102,000.00	3,978,290.52	96.98%	4,453,000.00
Expenditures					
Water & Sewer	4,106,838.00	4,106,838.00	3,095,845.29	75.38%	4,106,838.00
Utility Capital Projects	1,845,000.00	1,845,000.00	408,886.88	22.16%	1,595,000.00
	-	-	-		-
Total Expenditures	5,951,838.00	5,951,838.00	3,504,732.17	58.88%	5,701,838.00

No	Last Name	First Name	Date Info Requested	Description of Info Requested	Department Routed	Date Fwd to Dept	Date Received from Dept	Date Requestor Contacted	Amt	Date of Pick-up or Mailing	Open	Complete	AG Opinion	PROCESS TIME
1	Sureshchandra	Suma	10/3/2016	Building Permits Issued from September 1, 2016 through September 30, 2016 that cover residential construction valued over $30,000, commercial construction valued over $30,000 and all swimming pools. It would be ideal if each record contained the following information: - Permit Number - Construction Type (ie; Residential New, Commercial Remodel) - Permit Date - Job Value - Job Square Feet - Job Address - Owner Name - Owner Address - Owner Phone - Contractor Name - Contractor Address - Contractor Phone	Danielle - PW	10/3/2016	10/5/2016	10/5/2016	$0.00	10/05/2016 via email	NO	YES		15 Minutes accumulated 15 minutes
2	Overall	Leah	10/4/2016	Commerical and Residential Building Permits 09-01-2016 thru 09-30-2016, including new construction, additions and remodels, tneant improvements, weimiing pools, electrical, and	Danielle - PW	10/4/2016	10/5/2016	10/5/2016	$0.00	10/05/2016 via email	NO	YES		15 Minutes accumulated 15 minutes
3	Harwood	Aleisha	10/5/2016	Commerical and Residential Building Permits 09-01-2016 thru 09-30-2016, including new construction, additions and remodels, tneant improvements, weimiing pools, electrical, and	Danielle - PW	10/5/2016	10/5/2016	10/5/2016	$0.00	10/5/2016 via email	NO	YES		15 Minutes accumulated 15 minutes
4	Kimball	Todd	10/5/2016	Segment 7 - Bid Tab	Lorri	10/5/2016	10/5/2016	10/5/2016	$0.00	10/5/2016 via email	NO	YES		15 Minutes accumulated 15 minutes
5	Rubenstein	Irv	10/6/2016	Report of purchasing records from 2016-05-27 to current	Isabel	10/6/2016	10/6/2016	10/6/2016	$0.00	10/06/2016 via email	NO	YES		15 Minutes accumulated 15 minutes
6	Arrajj	Shawn	10/6/2016	Financial Information in connection with the 2016-2017 Budget Year.	Isabel	10/6/2016	10/6/2016	10/6/2016	$0.00	10/06/2016 via email	NO	YES		15 Minutes accumulated 15 minutes
7	Durin	Peter	10/10/2016	List of commercial building contractors	Danielle - PW	10/10/2016	10/10/2016	10/10/2016	$0.00	10/10/2016 via email	NO	YES		15 Minutes accumulated 15 minutes
8	Magee	Ken	10/13/2016	Dannenbaum Contract	Lorri	10/13/2016	10/13/2016	10/13/2016	$0.00	10/13/2016 via email	NO	YES		15 Minutes accumulated 15 minutes
9	Montgomery	Diana	10/13/2016	17401-17427 & 17459-17497 Village Green Drive, HCAD: 1152050000001. Please provide copies of any open building or zoning code violations, the Certificates of Occupancy, any special use permits or variances issued and the approved site plan, if available.	Danielle - PW	10/13/2016	10/14/2016	10/14/2016	$0.00	10/14/2016 via email	NO	YES		30 Minutes accumulated 30 minutes
10	Maloy	Mark	10/17/2016	Golf Course Financials	Isabel and Kimberly	10/18/2016	10/24/2016	10/24/2016	$0.00	10/24/2016 via email	NO	YES		15 Minutes accumulated 15 minutes
11	Thomas	Virgil	10/13/2016	Copy of Birth Certificate from Personnel File	Karen	10/13/2016	10/24/2016	10/24/2016	$0.00	10/24/2016 via email	NO	YES		15 Minutes accumulated 15 minutes

12	Mijares	Nicole	10/20/2016	List of employees and salaries for 2015	Karen	10/20/2016	10/24/2016	10/24/2016	$0.00	10/24/2016 via email	NO	YES		60 Minutes accumulated 60 minutes
13	Dowlearn	Grayson	10/27/2016	Site Assessment - 8805 Jones Road, Jersey Village, Texas 77065 - records pertaining to past call responses, complaints, and/or air/water/land monitoring activities in the area (within approximately 1,000 feet) of the subject property	Danielle & Mark	10/31/2016	10/31/2016	10/31/2016	$0.00	10/31/2016 via email	NO	YES		15 Minutes accumulated 15 minutes
14	Falke	Cathy	10/27/2016	Certificates of Occupancy for 17493, 17495, and 17497 Village Green Drive, occupied by Environmental Development Partners.17495 would have been granted in 2001. 17497 would have been granted in 2012.	Danielle	10/31/2016	11/7/2016	11/7/2016	$0.00	11/07/2016 via email	NO	YES		15 Minutes accumulated 15 minutes
15	Turner	Wayne	10/28/2016	I am researching information for the two building commercial property located at 17401 and 17497 Village Green in Jersey Village, TX 77040. My request is for copies of any open violations for the property which were issued by the Fire Dept, Building Inspection Dept, Public Wks Dept, and Zoning Dept. I am also requesting a copy of the certificate of occupancy. Also, if there have been any inspections of the property by any of these departments within the past 12 months, may I have a copy of the inspection information?	Danielle & Mark	10/31/2016	11/8/2016	11/8/2016	$0.00	11/08/2016 via email	NO	YES		5 hours accumulated time 5 hours
16	Harwood	Aleisha	11/1/2016	Commerical and Residential Building Permits 10-01-2016 thru 10-31-2016, including new construction, additions and remodels, tneant improvements, weimiing pools, electrical, and	Danielle	11/1/2016	11/1/2016	11/1/2016	$0.00	11/01/2016 via email	NO	YES		15 Minutes accumulated 30 minutes
17	Alvarez	Carlos	11/1/2016	Foundation Repair Permit for 16217 Jersey Drive, Jersey Village, Texas	Danielle	11/1/2016	11/3/2016	11/3/2016	$0.00	11/3/2016 via email	NO	YES		15 Minutes accumulated 15 minutes
18	Overall	Leah	11/2/2016	Commerical and Residential Building Permits 10-01-2016 thru 10-31-2016, including new construction, additions and remodels, tneant improvements, weimiing pools, electrical, and	Danielle	11/2/2016	11/3/2016	11/3/2016	$0.00	11/3/2016 via email	NO	YES		15 Minutes accumulated 30 minutes
19	Sureshchandra	Suma	11/3/2016	Building Permits Issued from October 1, 2016 through October 31, 2016 that cover residential construction valued over $30,000, commercial construction valued over $30,000 and all swimming pools. It would be ideal if each record contained the following information: - Permit Number - Construction Type (ie; Residential New, Commercial Remodel) - Permit Date - Job Value - Job Square Feet - Job Address - Owner Name - Owner Address - Owner Phone - Contractor Name - Contractor Address - Contractor Phone	Danielle	11/3/2016	11/3/2016	11/3/2016	$0.00	11/3/2016 via email	NO	YES		15 Minutes accumulated 30 minutes
20	Lappie	John	11/7/2016	Jersey Village Election History	Lorri	11/7/2016	11/7/2016	11/7/2016	$0.00	11/07/2016 via email	NO	YES		15 Minutes accumulated 15 minutes

21	Haley	Lee	11/7/2016	Request for Copy of Home Owner Objection for JV Baptist Church Variance Request - Meeting held October 31, 2016	Lorri	11/7/2016	11/7/2016	11/7/2016	$0.00	11/07/2016 via email	NO	YES		15 Minutes accumulated 15 minutes
22	Ellison	Evan	11/7/2016	Certificate of Occupancy for 17423 Village Green Dr, Jersey Village, IX 77040	Danielle	11/7/2016	11/8/2016	11/8/2016	$0.00	11/08/2016 via email	NO	YES		15 Minutes accumulated 15 minutes
23	Williams	Katherine	11/7/2016	Re: H & M Leasing, 7777 Wright Road, Houston 77041: 1. Building Dept: Building Permits/COO, Building Code Violations, Permits for UST/AST, oil/water separators, or septic systems. 2. Fire Dept: Fire Code Violations, Fires in the past 5 years, Permits for flammable materials, Reported spill/releases of hazardous materials. 3. Public Works Dept: Date of water connection, Date of sewer connection, Special sewer discharge permits if any.	Danielle and Mark	11/7/2016	11/8/2016	11/8/2016	$0.00	11/08/2016 via email - ADDRESS OUTSIDE CITY	NO	YES		15 Minutes accumulated 15 minutes
24	Asfa	Cynthia	11/14/2016	List of homes in JV that do not comply with regulations - example abandoned homes	Gordon	11/14/2016	11/15/2016	11/15/2016	$0.00	11/15/2016 via email - NO INFO	NO	YES		15 Minutes accumulated 15 minutes
25	Butler	Jeff	11/29/2016	A listing of all City of Jersey Village full time employees' first, middle and last names including their title/position, primary location, email address, date of birth, date of hire, and salary. Please provide this information in an electronic format such as Excel or .csv format	Karen & Bob	11/29/2016	12/5/2016	12/5/2016	$0.00	12/05/2016 sent email adds via mail and email	NO	YES	02/15/2017 received AG Opinion - Withhold Info.	
26	Harwood	Aleisha	12/1/2016	Commerical and Residential Building Permits 11-01-2016 thru 11-30-2016, including new construction, additions and remodels, tneant improvements, weimiing pools, electrical, and	Danielle	12/1/2016	12/2/2016	12/5/2016	$0.00	12/05/2016 via email	NO	YES		15 Minutes accumulated 45 minutes
27	Overall	Leah	12/1/2016	Commerical and Residential Building Permits 11-01-2016 thru 11-30-2016, including new construction, additions and remodels, tneant improvements, swimming pools, electrical, and mechanical.	Danielle	12/1/2016	12/2/2016	12/5/2016	$0.00	12/05/2016 via email	NO	YES		15 Minutes accumulated 45 minutes
28	Sureshchandra	Suma	12/5/2016	Building Permits Issued from November 1, 2016 through November 30, 2016 that cover residential construction valued over $30,000, commercial construction valued over $30,000 and all swimming pools. It would be ideal if each record contained the following information: - Permit Number - Construction Type (ie; Residential New, Commercial Remodel) - Permit Date - Job Value - Job Square Feet - Job Address - Owner Name - Owner Address - Owner Phone - Contractor Name - Contractor Address - Contractor Phone	Danielle	12/5/2016	12/5/2016	12/5/2016	$0.00	12/05/2016 via email	NO	YES		15 Minutes accumulated 45 minutes
29	Callier	Megan	12/5/2016	All public information in the personnel file for Officer Troy Binford regarding; (l) all notices, findings of discipline, and/or letters of reprimand; (2) any ·witness statements; (3) all public documents in the Office of internal Affairs; and (4) any complaints.	Karen and Deb	12/5/2016	12/13/2016	12/13/2016	$6.40 paid	12/13/2016 via mail	NO	YES	12/28/2016 Ruling from AG Withhold Info	4 hours Accumulated time 4 hours

30	McBain	Joe	12/7/2016	INTRA - or INTERGOVERNMENTAL TRANSFER - Performance Evaluation - Emails from Mark Bitz 01/14/2016 and 01/16/2016 - Resignation Letter status change form	Karen	12/7/2016	12/7/2016	12/7/2016	$0.00	12/07/2016 Hand Delivered by HR	NO	YES		15 Minutes accumulated 15 minutes
31	Dinn	Amy	12/13/2016	Any and all (1) copies of applications for building permits, (2) copies of building permits obtained, and (3) copies of approved construction plans related to any application for building permits submitted for 15913 Lakeview Drive, Jersey Village, Texas 77040 submitted from March 1, 2015 through November 15, 2016.	Danielle	12/13/2016	12/13/2016	12/14/2016	$0.00	12/14/2016 via email - No Informaiton	NO	YES		15 Minutes accumulated 15 minutes
32	Tim	Neeley	12/14/2016	1. Listing of all active Public Improvement Districts (PIDs) within the City and 2. Public Improvement District creation ordinance for each active Public Improvement District (PID) in the City.	Christian	12/15/2016	12/15/2016	12/15/2016	$0.00	12/15/2016 via email - No Information	NO	YES		15 Minutes accumulated 15 minutes
33	Harwood	Aleisha	1/3/2017	Commerical and Residential Building Permits 12-01-2016 thru 12-31-2016, including new construction, additions and remodels, tneant improvements, swimming pools, electrical, and mechanical.	Danielle	1/3/2017	1/3/2017	1/3/2017	$0.00	01/03/2017 via email	NO	YES		15 Minutes accumulated 60 minutes
34	Biederstadt	Mike	12/27/2016	All existing or proposed plans for 18106 NW Freeway, 17330 NW Freeway (Shopping Center), and 17342 NW Freeway (Valero Station).	Danielle	1/3/2017	Req. WITHDRAWN 01-10-2017	Req. WITHDRAWN 01-10-2017	$0.00	Req. WITHDRAWN 01-10-2017	NO	YES		15 Minutes accumulated 15 minutes
35	Carpenter	Alyssa	1/4/2017	List of HOAs in Jersey Village	Lorri	1/4/2017	1/4/2017	1/4/2017	$0.00	01/04/2017 via email	NO	YES		15 Minutes accumulated 15 minutes
36	Overall	Leah	1/4/2017	Commerical and Residential Building Permits 12-01-2016 thru 12-31-2016, including new construction, additions and remodels, tneant improvements, swimming pools, electrical, and mechanical.	Danielle	1/4/2017	1/4/2017	1/4/2017	$0.00	01/04/2017 via email	NO	YES		15 Minutes accumulated 60 minutes
37	Espinoza	Jesus	1/4/2017	Original Plans at 15421 Shanghai Street	Danielle	1/4/2017	1/5/2017	1/5/2017	$0.00	01/05/2017 via email	NO	YES		15 Minutes accumulated 15 minutes
38	Smith	William	1/4/2017	Dangerous Building List, Dangerous House List, Code Violation List from 01/01/2016 to present.	Danielle	1/4/2017	1/4/2017	1/4/2017	$0.00	01/04/2017 via email - NO Information	NO	YES		15 Minutes accumulated 15 minutes
39	Sureshchandra	Suma	1/5/2017	Building Permits Issued from November 1, 2016 through November 30, 2016 that cover residential construction valued over $30,000, commercial construction valued over $30,000 and all swimming pools. It would be ideal if each record contained the following information: - Permit Number - Construction Type (ie; Residential New, Commercial Remodel) - Permit Date - Job Value - Job Square Feet - Job Address - Owner Name - Owner Address - Owner Phone - Contractor Name - Contractor Address - Contractor Phone	Danielle	1/5/2017	1/5/2017	1/5/2017	$0.00	1/05/2017 via email	NO	YES		15 Minutes accumulated 60 minutes
40	Warren	Bobby	1/12/2017	2016 Combination Forms	Lorri	1/13/2017	1/13/2017	1/13/2017	$0.00	01/13/2017 via email	NO	YES		15 Minutes accumulated 15 minutes

41	Christopher	Christy	1/12/2017	18106 Northwest Fwy, Jersey Village, TX 77065 - Parcel 716 Public Storage - Plans dated 3/30/1999 (Building E-1 addition) City approved date: 6/15/99 - Requesting: Sheet # A-1 and Sheet # A-2 Public Storage - Plans dated 3/30/2010 (Office Remodel) Requesting: Sheet # A-1 Public Storage - Plans dated 7/31/2014 (Building Revision due to Right of Way Acquisition) City Correspondence Letters Dated: 8/4/2014 & 8/11/2014 Requesting: Alta Survey page 1, page 2 and page 3, Sheet # SP-2, Sheet # A-1, Sheet # A-2, Sheet # A-3 and Sheet # D-101 The documents needed for parcel 728 are listed below. (Melissa Ferringer's case) 17342 Northwest Fwy, Jersey Village, TX 77040 - Parcel 728 Valero Station – Two Loose Sheets - Requesting: Greenleaf Survey dated 1/29/2016 1 page, Property Site Plan, not dated Valero Station – Property remodel to existing Circle K dated 3/1/2016 Requesting: Cover Sheet, Sheet # C1.1, Sheet # A1.0, Sheet # A1.1, Sheet # E1.0, Sheet # E1.0	Lorri	1/13/2017	1/13/2017	1/13/2017	$0.00	1/13/2017 via inter-governmental transfer of records	NO	YES		15 Minutes accumulated 15 minutes
42	Overall	Leah	1/13/2017	Commerical and Residential Building Permits 01-01-2016 thru 03-31-2016, including new construction, additions and remodels, tneant improvements, swimming pools, electrical, and mechanical.	Danielle	1/13/2017	1/16/2017	1/16/2017	$0.00	01/16/2017 via email	NO	YES		15 Minutes accumulated 75 minutes
43	Matthews	James	1/16/2017	I would like to review any and all records you have for the property located at 18800, 18900, 18990 Northwest Freeway (US Highway 290) and 9110 Eldridge also known as Lonestar Chevrolet through the departments: Public Works: building permits; Planning & Zoning: Certificate of Certificate of Occupancies/ violations/ zoning permits/ Activity use limitations; and Fire Department: hazardous material spills/fires/USTs/environmental concerns	Danielle, Mark, James, and Gordon	1/16/2017	1/18/2017	1/18/2017	$0.00	01/18/2017 via email	NO	YES		2 hours accumulated 2 hours
44	Warren	Bobby	1/17/2017	01-16-2017 City Council Meeting Audio	Bob	1/18/2017	1/18/2017	1/18/2017	$0.00	1/18/2017 via email	NO	YES		15 Minutes accumulated 45 minutes
45	Warren	Bobby	1/17/2017	01/16/2017 City Manager's Report	Lorri	1/17/2017	1/17/2017	1/17/2017	$0.00	01/17/2017 via email	NO	YES		15 Minutes accumulated 30 minutes
46	Pinkard	Robert	1/17/2017	Electric Contract	Lorri	1/17/2017	1/17/2017	1/17/2017	$0.00	01/17/2017 via email	NO	YES		15 minutes accumulated 15 minutes
47	Zurawski	Karen	1/24/2017	2017 Applications for Place on Ballot, Election History, and Charter Provisions for term limits	Lorri	1/24/2017	1/24/2017	1/24/2017	$0.00	1/24/2017 via email	NO	YES		30 Minutes accumulated 30 minutes
48	Guarnere	Leighton	1/24/2017	Payroll Information on City Employees	Karen	1/24/2017	1/30/2017	1/30/2017	$0.00	1/30/2017	NO	YES		30 Minutes accumulated 30 minutes
49	McNinch	Elisa	1/24/2017	Scope of foundation work performed at 15905 Acapulco	Danielle	1/24/2017	1/24/2017	1/24/2017	$0.00	01/24/2017 via email	NO	YES		15 minutes accumulated 15 minutes

50	McKay	Robert	1/30/2017	Surveys for 16313 Lakeview and 16306 Congo.	Danielle	1/30/2017	1/31/2017	1/31/2017	$0.00	01/31/2017 via email	NO	YES		15 minutes accumulated 15 minutes
51	Zurawski	Karen	1/31/2017	Candidate List	Lorri	1/31/2017	1/31/2017	1/31/2017	$0.00	01/31/2017 via email	NO	YES		30 Minutes accumulated 45 minutes
52	Harwood	Aleisha	2/1/2017	Commerical and Residential Building Permits 01-01-2017 thru 01-31-2017, including new construction, additions and remodels, tneant improvements, swimming pools, electrical, and mechanical.	Danielle	2/1/2017	2/1/2017	2/1/2017	$0.00	2/1/2017 via email	NO	YES		15 Minutes accumulated 75 minutes
53	Sureshchandra	Suma	2/1/2017	Building Permits Issued from 01-01-2017 thru 01-31-2017 that cover residential construction valued over $30,000, commercial construction valued over $30,000 and all swimming pools. It would be ideal if each record contained the following information: - Permit Number - Construction Type (ie; Residential New, Commercial Remodel) - Permit Date - Job Value - Job Square Feet - Job Address - Owner Name - Owner Address - Owner Phone - Contractor Name - Contractor Address - Contractor Phone	Danielle	2/1/2017	2/1/2017	2/1/2017	$0.00	2/1/2017 via email	NO	YES		15 Minutes accumulated 75 minutes
54	Kramer	Justin	2/2/2017	An electronic copy of any and all employees for years of 2016, (fiscal or calendar year). Each employee record should contain the employer name, employer zip code, year of compensation, first name, middle initial, last name, hire date (mm-dd-yyyy), base salary amount, bonus amount, overtime amount, gross annual wages and position title. This data should be broken down by employer, employee and year.	Karen	2/2/2017	2/3/2017	2/6/2017	$0.00	02/06/2017 via email	NO	YEs		30 Minutes Accumulated 30 Minutes
55	Overall	Leah	2/6/2017	Commerical and Residential Building Permits 01-01-2017 thru 01-31-2017, including new construction, additions and remodels, tneant improvements, swimming pools, electrical, and mechanical.	Danielle	2/7/2017	2/7/2017	2/7/2017	$0.00	02/07/2017 via email	NO	YES		15 Minutes accumulated 90 minutes
56	Broussard	Jesse	2/9/2017	Complete copy of Personnel File	Karen	2/10/2017	2/10/2017	2/13/2017	39.50 Paid	02/13/2017 Balance Not Going to AG picked up in person	NO	YES	02/13/2017 sent AG Request concerning TXLP on video No software - 04-27-2017 Received Opinion - Authorized to	2 hours and 30 minutes accumulated 2 hours and 30 minutes
57	Hughes	Simon H.	2/13/2017	Listing of pending lawsuits, excepting tax, condemnation, and expunction.	Lorri and Karen	2/13/2017	2/14/2017	2/14/2017	$0.00	02/14/2017 via email	NO	YES		30 Minutes Accumulated 30 Minutes

58	Hughes	Simon H.	2/15/2017	Copies of atty bills and other documents from the four (4) pending cases requested in PIR #57	Olson&Olson	2/15/2017	AG Opinion being handled by O&O	3/1/2017	$37.50 Pd via CK #1969	03/01/2017 via email by Olson and Olson	NO	YES	Request Closed via Scope Agreement before sending to AG	2.5 hours
59	Middaugh	Mark	2/16/2017	Request for Business Licenses issued within the past 30 days	Danielle	2/16/2017	2/16/2017	2/16/2017	$0.00	02/16/2017 via email	NO	YES		15 Minutes accumulated 15 minutes
60	Rubenstein	Irv	2/20/2017	Report of purchasing records from 2016-05-27 to current	Isabel	2/20/2017	2/20/2017	2/20/2017	$0.00	02/20/2017 via email	NO	YES		15 Minutes accumulated 30 minutes
61	Ochs	Bruce	2/20/2017	Work Orders for work being done on Rio Grande and Village on March 29, 2016.	Kimberly and Kevin	2/20/2017	2/20/2017	2/20/2017	$0.00	02/20/2017 via email	NO	YES		15 Minutes accumulated 15 minutes
62	Arrajj	Shawn	2/20/2017	Candidate Filings	Lorri	2/20/2017	2/20/2017	2/20/2017	$0.00	2/20/2017 via email	NO	YES		15 Minutes accumulated 30 minutes
63	Harper	CJ	2/21/2017	May 2016 Combination Forms for both EV and ED	Lorri	2/21/2017	2/21/2017	2/21/2017	$0.00	02/21/2017 via email	NO	YES		15 Minutes accumulated 15 minutes
64	Warren	Bobby	2/21/2017	Council Audio - February 20, 2017 City Council Meeting	Lorri	2/21/2017	2/21/2017	2/21/2017	$0.00	2/21/2017 via email	NO	YES		15 Minutes accumulated 60 minutes
65	Darlow	Michael	2/21/2017	1. Copy of the existing contract between the city and Linebarger, 2. Copy of the termination letter sent by the city to Linebarger, 3. Copy of any collection reports given to the city by Linebarger within the last 60 days, 4. Copy of any and all proposed collection contracts submitted to the city by Linebarger within the last 30 days, 5. Any reports that would show how much money is owed to the city on outstanding warrants/citations as of February 1, 2017 and any aging reports of the outstanding receivables.	Lorri/Paul Olson &Olson	2/23/2017	AG Opin being handled by O&O	3/7/2017	$0.00	03/07/2017 sent some info via letter by our Atty	NO	YES	03/07/2017 sent AG Request for Opinion - 05-12-2017 Received Opinion - Authorized to Withhold	N/A
66	Brown	Mike	2/22/2017	Vote on "In God We Trust" 02-20-2017 item	Lorri	2/22/2017	2/22/2017	2/22/2017	$0.00	02/22/2017 via email	NO	YES		15 Minutes accumulated 15 minutes
67	Rogers	Travis	2/24/2017	All building and permits pulled within past 3 years for 16001 Acapulco Drive	Danielle	2/24/2017	2/27/2017	2/27/2017	$0.00	2/27/2017	NO	YES		15 Minutes accumulated 15 minutes
68	Harwood	Aleisha	3/1/2017	Commerical and Residential Building Permits 02-01-2017 thru 02-28-2017, including new construction, additions and remodels, tneant improvements, swimming pools, electrical, and mechanical.	Danielle	3/1/2017	3/1/2017	3/2/2017	$0.00	3/2/2017 via email	NO	YES		15 Minutes accumulated 90 minutes

69	Sureshchandra	Suma	3/1/2017	Building Permits Issued from 02-01-2017 thru 02-28-2017 that cover residential construction valued over $30,000, commercial construction valued over $30,000 and all swimming pools. It would be ideal if each record contained the following information: - Permit Number - Construction Type (ie; Residential New, Commercial Remodel) - Permit Date - Job Value - Job Square Feet - Job Address - Owner Name - Owner Address - Owner Phone - Contractor Name - Contractor Address - Contractor Phone	Danielle	3/1/2017	3/1/2017	3/2/2017	$0.00	3/2/2017 via email	NO	YES		15 Minutes accumulated 90 minutes
70	Levine	Burt	3/2/2017	Campaign Finance Reports for Current City Council Members for the past three (3) Years	Lorri	3/2/2017	3/6/2017	3/6/2017	$0.00	03/06/2017 via email	NO	YES		25 Minutes accumulated 25 Minutes
71	Dicken	Dawn	3/6/2017	Roofing or building permits needed for a roof replacement/repair for 16009 Wall Street for yeard 2007-2017.	Danielle	3/6/2017	3/6/2017	3/6/2017	$0.00	03/06/2017 via email	NO	YES		15 Minutes accumulated 15 Minutes
72	Salvaggio	MaryBess	3/6/2017	Copy of All Plans for 15314 Glamorgan From 1999 to present that are on file.	Danielle	3/6/2017	Sent request for AG Opinon 03-10-2017	5/23/2017	$0.00	5/23/2017	NO	YES	Sent request for AG Opinon 03-10-2017. Rec'd AG Opinion 05-23-17 - Must Release Info	N/A
73	Tang	Thanh	3/8/2017	List of HOA's	Lorri	3/8/2017	3/8/2017	3/8/2017	$0.00	03/08/2017 via email	NO	YES		15 Minutes accumulated 15 Minutes
74	Erskien	Rod	3/13/2017	Proprietary Funds Financial Statements from the 1999-2006 CAFRs	Lorri/Isabel	3/13/2017	3/13/2017	3/13/2017	$0.00	03/13/2017 via email	NO	YES		15 Minutes accumulated 15 Minutes
75	VanDenBosch	Linda	3/15/2017	Elevation Certificate for 15422 Leeds Lane	Danielle	3/15/2017	3/20/2017	3/20/2017	$0.00	03/20/2017 via email	NO	YES		15 Minutes accumulated 15 Minutes
76	Glaser	David	3/16/2017	All previous construction, repair and remodel permits granted for the property located at 15306 Chichester, Jersey Village, Texas	Danielle	3/16/2017	3/20/2017	3/20/2017	$0.00	03/20/2017 via email	NO	YES		15 Minutes accumulated 15 Minutes
77	Overall	Leah	3/20/2017	Commerical and Residential Building Permits 02-01-2017 thru 02-28-2017, including new construction, additions and remodels, tneant improvements, swimming pools, electrical, and mechanical.	Danielle	3/20/2017	3/20/2017	3/20/2017	$0.00	03/20/2017 via email	NO	YES		15 Minutes accumulated 105 minutes
78	Gordon	Scott	3/20/2017	copy of the fully executed settlement agreement for the Waterline. The agreement is between Gordon NW Village, LP and the city	Lorri	3/20/2017	3/20/2017	3/20/2017	$0.00	03/20/2017 via email	NO	YES		15 Minutes accumulated 15 minutes
79	Wrye	Will	3/20/2017	Self- Storage Projects in JV over the past 2 years - CITY HAS NO RESPONSIVE INFORMATION	Danielle	3/21/2017	3/21/2017	3/21/2017	$0.00	3/21/2017 via email	NO	YES		15 Minutes accumulated 15 minutes

80	Layne	Greg	3/21/2017	(a.) All responses to the 2/24/2017 RFP for Municipal Court collection services, (b.) All evaluation scores and notes related to the 2/24/2017 RFP for Municipal Court collection services, (c.) Evaluation summary/summaries in reference to the 2/24/2017 RFP for Municipal Court collection services, (d.) A copy of the Municipal Court collection contract between the City of Jersey Village and Perdue Brandon Fielder Collins and Mott, LLP	Lorri	3/21/2017	3/21/2017	4/4/2017	$0.00	04/04/2017 via email	NO	YES	O&O worked with Perdue and Lineberger to provide responsive information	15 Minutes accumulated 15 minutes
81	Glaser	April	3/21/2017	15306 Chichester -Documentation regarding follow up inspections of the master bathroom shower, tub and vanity by the plumbing inspector.	Danielle	3/22/2017	3/22/2017	3/22/2017	$0.00	03/22/2017 via email	NO	YES		15 Minutes accumulated 15 minutes
82	Warren	Bobby	3/23/2017	Council Audio - March 20, 2017 City Council Meeting	Lorri	3/23/2017	3/23/2017	3/23/2017	$0.00	03/23/2017 via email	NO	YES		15 Minutes accumulated 75 minutes
83	Hanko	Lorna	3/27/2017	Phase I Environmental Site Assessment on the property located at 17430 Northwest Freeway in Jersey Village, Texas. Please search your records for the presence of underground or aboveground storage tanks, other storage of hazardous substances or petroleum products, leaks or spills of hazardous substances or petroleum products, or other environmental incidents at this location.	Mark & Danielle	3/27/2017	4/3/2017	4/3/2017	$0.00	04/03/2017 via email	NO	YES		15 Minutes accumulated 15 minutes
84	Harwood	Aleisha	4/3/2017	Commerical and Residential Building Permits 03-01-2017 thru 03-31-2017, including new construction, additions and remodels, tneant improvements, swimming pools, electrical, and mechanical.	Danielle	4/3/2017	4/3/2017	4/3/2017	$0.00	04/03/2017 via email	NO	YES		15 Minutes accumulated 105 minutes
85	Sureshchandra	Suma	4/3/2017	Building Permits Issued from 03-01-2017 thru 03-31-2017 that cover residential construction valued over $30,000, commercial construction valued over $30,000 and all swimming pools. It would be ideal if each record contained the following information: - Permit Number - Construction Type (ie; Residential New, Commercial Remodel) - Permit Date - Job Value - Job Square Feet - Job Address - Owner Name - Owner Address - Owner Phone - Contractor Name - Contractor Address - Contractor Phone	Danielle	4/3/2017	4/3/2017	4/3/2017	$0.00	04/03/2017 via email	NO	YES		15 Minutes accumulated 105 minutes
86	Brown	Michael	4/3/2017	2015-2016 Ordinance approving budget with CIP	Lorri	4/3/2017	4/3/2017	4/3/2017	$0.00	04/03/2017 via email	NO	YES		15 minutes accumulated time 30 minutes
87	Pruessner	Becky	4/5/2017	Code Violations for 16113 Singapore Ln in Jersey Village	Gordon	4/5/2017	4/5/2017	4/5/2017	$0.00	4/5/2017 via email	NO	YES		15 minutes accumulated time 15 minutes
88	Maloy	Mark	4/7/2017	Copy of audio for April 5, 2017 P&Z and CIAC Meetings	Lorri	4/7/2017	4/7/2017	4/7/2017	$0.00	04/07/2017 via email	NO	YES		15 minutes accumulated time 15 minutes
89	Warren	Bobby	4/10/2017	Texas Ethics Commission issued forms filed by or on behalf of C.J. Harper with your office from January 1, 2014 through April 9, 2017	Lorri	4/10/2017	4/10/2017	4/10/2017	$0.00	04/10/2017 via email	NO	YES		15 Minutes accumulated 90 minutes

90	Warren	Bobby	4/11/2017	Texas Ethics Commission issued forms I have completed and filed with your office since January 1, 2016.	Lorri	4/11/2017	4/11/2017	4/11/2017	$0.00	04/11/2017 via email	NO	YES		15 Minutes accumulated 105 minutes
91	Mitcham	Andrew	4/17/2017	MASTER LICENSE AGREEMENT FOR WIRELESS FACILITIES AND POLES IN THE RIGHT-OF-WAY - Template	Lorri	4/17/2017	4/17/2017	4/17/2017	$0.00	04/17/2017 via email	NO	YES		15 minutes accumulated time 15 minutes
92	Maloy	Mark	4/17/2017	Electronic copy of the April 5, 2017 CIAC Semi-annual Report and the PandZ 2017 Annual Report on implementing the Comp. Plan	Lorri	4/17/2017	4/17/2017	4/17/2017	$0.00	04/17/2017 via email	NO	YES		15 minutes accumulated time 30 minutes
93	Warren	Bobby	4/18/2017	April 17, 2017 City Council Meeting Audio	Lorri	4/18/2017	4/18/2017	4/18/2017	$0.00	04/18/2017 via email	NO	YES		15 Minutes accumulated 120 minutes
94	Overall	Leah	4/20/2017	Commerical and Residential Building Permits 03-01-2017 thru 03-31-2017, including new construction, additions and remodels, tneant improvements, swimming pools, electrical, and mechanical.	Danielle	4/20/2017	4/20/2017	4/20/2017	$0.00	04/20/2017 via email	NO	YES		15 Minutes accumulated 120 minutes
95	Warren	Bobby	4/21/2017	Copies of all emails between Christian Somers and Berkshire Hathaway concerning Jersey Crossing from January 1, 2016 to present.	Christian	4/24/2017	4/26/2017	Sent to O&O for processing - Atty/Client Confidential	$37.50		YES	NO	YES	
96	Harper	CJ	4/24/2017	Auditor Presentation on Jersey Meadows	Isabel	4/24/2017	4/24/2017	4/24/2017	$0.00	04/24/2017 via email	NO	YES		15 Minutes accumulated 30 minutes
97	Ludy	Qasim	4/24/2017	Asbestos Resport for Public Storage 18106 Northwest Freeway	Danielle	4/24/2017	4/26/2017	4/26/2017	$0.00	04/26/2017 via email	NO	YES		15 Minutes accumulated 15 minutes
98	Seaman	Tara	4/24/2017	April 17, 2017 City Council Meeting Audio	Lorri	4/24/2017	4/24/2017	4/24/2017	$0.00	04/24/2017 via email	NO	YES		15 Minutes accumulated 15 minutes
99	Warren	Bobby	4/25/2017	April 24, 2017 Combination Forms from Early Voting	Lorri	4/25/2017	4/25/2017	4/25/2017	$0.00	4/25/2017 via email	NO	YES		15 Minutes accumulated 135 minutes
100	Warren	Bobby	4/26/2017	April 25, 2017 Combination Forms from Early Voting	Lorri	4/26/2017	4/26/2017	4/26/2017	$0.00	4/26/2017 via email	NO	YES		15 Minutes accumulated 150 minutes
101	Warren	Bobby	4/27/2017	April 26, 2017 Combination Forms from Early Voting	Lorri	4/27/2017	4/27/2017	4/27/2017	$0.00	04/27/2017 via email	NO	YES		15 Minutes accumulated 165 minutes
102	Warren	Bobby	4/28/2017	April 27, 2017 Combination Forms from Early Voting	Lorri	4/28/2017	4/28/2017	4/28/2017	$0.00	04/28/2017 via email	NO	YES		15 Minutes accumulated 180 minutes
103	Warren	Bobby	5/1/2017	April 28, 2017 and April 29, 2017 Combination Forms from Early Voting	Lorri	5/1/2017	5/1/2017	5/1/2017	$0.00	05/01/2017 via email	NO	YES		15 Minutes accumulated 195 minutes
104	Harwood	Aleisha	5/1/2017	Commerical and Residential Building Permits 04-01-2017 thru 04-30-2017, including new construction, additions and remodels, tneant improvements, swimming pools, electrical, and mechanical.	Danielle	5/1/2017	5/1/2017	5/1/2017	$0.00	05/01/2017 via email	NO	YES		15 Minutes accumulated 120minutes
105	Harper	CJ	5/1/2017	8 day prior to election finance report of Bobby Warren.	Lorri	5/1/2017	5/1/2017	5/1/2017	$0.00	05/01/2017 via email	NO	YES		15 Minutes accumulated 45 minutes

106	Sureshchandra	Suma	5/1/2017	Building Permits Issued from 04-01-2017 thru 04-30-2017 that cover residential construction valued over $30,000, commercial construction valued over $30,000 and all swimming pools. It would be ideal if each record contained the following information: - Permit Number - Construction Type (ie; Residential New, Commercial Remodel) - Permit Date - Job Value - Job Square Feet - Job Address - Owner Name - Owner Address - Owner Phone - Contractor Name - Contractor Address - Contractor Phone	Danielle	5/1/2017	5/1/2017	5/1/2017	$0.00	05/01/2017 via email	NO	YES		15 Minutes accumulated 120 minutes
107	Mauriello	Deborah	5/1/2017	CC Audio for 08-15-16; Bobby Warren's Finance Report filed April 28, 2017; Gary Wubbenhorst Campain Reports filed 2016-2017; and Justin Ray Campaign Finance Reports Filed 2015-2017	Lorri	5/1/2017	5/1/2017	5/1/2017	$0.00	05/01/2017 via email	NO	YES		30 Minutes accumulated 30 minutes
108	Gregory	Kelly	5/2/2017	Fencing Permits from 2002 to present for the properties located at 15617 and 15613 Honolulu Street.	Danielle	5/2/2017	5/3/2017	5/3/2017	$0.00	5/3/2017 via email	NO	YES		15 Minutes accumulated 15 minutes
109	Warren	Bobby	5/2/2017	May 1, 2017 Combination Forms from Early Voting	Lorri	5/2/2017	5/2/2017	5/2/2017	$0.00	5/2/2017 via email	NO	YES		15 Minutes accumulated 210 minutes
110	Warren	Bobby	5/3/2017	May 1, 2017 Combination Forms from Early Voting	Lorri	5/3/2017	5/3/2017	5/3/2017	$0.00	5/3/2017 via email	NO	YES		15 Minutes accumulated 225 minutes
111	Earnest	Stephen	5/3/2017	Foundation pennits or reapairs to 16210 Singapore Ln	Danielle	5/4/2017	5/4/2017	5/4/2017	$0.00	05/04/2017 via email - No Records	NO	YES		15 Minutes accumulated 15 minutes
112	Lopez	Shanna	5/5/2017	Current Solid Waste Contract with Amendments, current pricing matrix charged by the service provider to the city for all lines of business, and copy of the city's W-9 if any costs occur.	Lorri, Kevin and Isabel	5/5/2017	5/5/2017	5/5/2017	$0.00	05/05/2017 via email	NO	YES		15 Minutes accumulated 15 minutes
113	Sessa	Jacqueline	5/9/2017	Master Contract List	Lorri	5/9/2017	5/9/2017	5/9/2017	$0.00	5/9/2017 via email	NO	YES		15 Minutes accumulated 15 minutes
114	Maloy	Mark	5/15/2017	Various data from the Golf Course pertaining to man hours spent maintaining the course, types and cost of chemicals/fertilizer used to maintain the course.	Kimberly	5/16/2017	5/23/2017	5/23/2017	$37.50	05/23/2017 via email	NO	YES		2.5 hours accumulated time is 3 hours
115	Berger	Bren	5/16/2017	Request for 8414 Hawaii Elevation Certificate	Danielle	5/16/2017	5/18/2017	5/18/2017	$0.00	05/18/2017 via email	NO	YES		15 Minutes accumulated 15 minutes
116	Warren	Bobby	5/18/2017	CC Audio for 05-15-2017.	Lorri	5/18/2017	5/18/2017	5/18/2017	$0.00	05/18/2017 via email	NO	YES		15 Minutes accumulated 240 minutes
117	Maloy	Mark	5/18/2017	know who the city has hired to do the work at the Clark Henry Park swimming pool water slides and other work that was approved to be done recently to the pool.	Kimberly	5/18/2017	5/19/2017	5/19/2017	$0.00	05/19/2017 via email	NO	YES		15 minutes accumulated time 30 minutes
118	Harper	C.J.	5/23/2017	City Manager's Weekly Update to City Council on May 19, 2017	Lorri	5/23/2017	5/23/2017	5/23/2017	$0.00	05/23/2017 via email	NO	YES		15 Minutes accumulated 60 minutes

119	Zeringue	Mark	5/24/2017	Building Plans for 106 Wind Rose Ct, Jersey Village 77064	Permits	5/24/2017	Req. WITHDRAWN 05/24/2017	Req. WITHDRAWN 05/24/2017	$0.00	Req. WITHDRAWN 05/24/2017	NO	YES		Req. WITHDRAWN 05/24/2017
120	Sureshchandra	Suma	6/1/2017	Building Permits Issued from 05-01-2017 thru 05-31-2017 that cover residential construction valued over $30,000, commercial construction valued over $30,000 and all swimming pools. It would be ideal if each record contained the following information: - Permit Number - Construction Type (ie; Residential New, Commercial Remodel) - Permit Date - Job Value - Job Square Feet - Job Address - Owner Name - Owner Address - Owner Phone - Contractor Name - Contractor Address - Contractor Phone	Danielle	6/1/2017	6/12/2017	6/12/2017	$0.00	06/12/2017 via email	NO	YES		15 Minutes accumulated 135 minutes
121	Harper	CJ	6/1/2017	City Manager's Weekly Update to City Council on May 26, 2017	Lorri	6/1/2017	6/1/2017	6/1/2017	$0.00	06/01/2017 via email	NO	YES		15 Minutes accumulated 75 minutes
122	Harwood	Aleisha	6/1/2017	Commerical and Residential Building Permits 05-01-2017 thru 05-31-2017, including new construction, additions and remodels, tneant improvements, swimming pools, electrical, and mechanical.	Ashley	6/1/2017	6/12/2017	6/12/2017	$0.00	06/12/2017 via email	NO	YES		15 Minutes accumulated 135 minutes
123	Neeley	Tim	6/12/2017	Economic Development incentive related agreements or amendments approved between 1/1/2017 and 3/31/2017 including (as applicable):	Lorri	06/12/201	6/12/2017	6/12/2017	$0.00	06/12/2017 via email	NO	YES		15 Minutes accumulated 15 minutes
124	Lozano	Gilbert	6/12/2017	FTO daily evaluations from Filed Training Daily Program from 11-14-2016 through 05-12-2017.	Eric	6/12/2017	6/12/2017	6/12/2017	$0.00	06/12/2017 via email	NO	YES		65 Minutes accumulated 65 Minutes
125	Rutherford	Courtney	6/13/2017	FEMA certificates on file for Courtney Rutherford and Y'Mica Caesar	Karen	6/13/2017	6/13/2017	6/13/2017	$0.00	06/13/2017 via email	NO	YES		15 Minutes accumulated 15 minutes
126	Rodriguez	Rigo	6/15/2017	City's Current Waste Contract	Lorri	6/15/2017	6/15/2017	6/15/2017	$0.00	06/15/2017 via email	NO	YES		15 Minutes accumulated 15 minutes
127	Ziehe	Fred	6/15/2017	Ordinance 76-03 and 76-03a	Lorri	6/15/2017	6/15/2017	6/15/2017	$0.00	06/15/2017 via email	NO	YES		15 Minutes accumulated 15 minutes
128	Rodriguez	Rigo	6/15/2017	Number of homes serviced by our current waste contract	Kevin	6/15/2017	6/16/2017	6/16/2017	$0.00	06/16/2017 via email	NO	YES		15 Minutes accumulated 30 minutes
129	Lozano	Gilbert	6/15/2017	Copy of Personnel File	Karen	6/15/2017	6/15/2017	6/15/2017	$5.90	6/15/2017 in person	NO	YES		15 Minutes accumulated 80 Minutes
130	Ziehe	Fred	6/16/2017	1976 Minutes	Lorri	6/16/2017	6/16/2017	6/16/2017	$0.00	06/16/2017 via email	NO	YES		15 Minutes accumulated 30 minutes

131	Combs	Jessica	6/19/2017	Property address: 16884 NW Freeway (Parcel#1164760000001) -- please provide copies of any open/unresloved zoning & building violations, and copies of certificates of occupancy issued since 2014.	Ashley	6/19/2017	6/19/2017	6/19/2017	$0.00	6/19/2017 via email	NO	YES		15 Minutes accumulated 15 minutes
132	Hall	Linda	6/21/2017	Election and employee information	Lorri and Karen	6/21/2017	6/21/2017	6/21/2017	$0.00	06/21/2017 via email	NO	YES		15 Minutes accumulated 15 minutes
133	Harper	CJ	6/23/2017	City Manager Weekly Reports to City Council for the period June 5 to June 9, June 12 to June 16 and June 19 to June 23	Lorri	6/23/2017	6/23/2017	6/23/2017	$0.00	06/23/2017 via email	NO	YES		15 Minutes accumulated 75 minutes
134	Warren	Bobby	6/29/2017	Audio for City Council Meeting 06-19-2017	Lorri	6/29/2017	6/29/2017	6/29/2017	$0.00	06/29/2017 via email	NO	YES		15 Minutes accumulated 255 minutes
135	Warren	Bobby	6/29/2017	ED Combination forms for the May 2017 General Election	Lorri	6/29/2017	6/29/2017	6/29/2017	$0.00	06/29/2017 via email	NO	YES		15 Minutes accumulated 310 minutes
136	Harwood	Aleisha	7/5/2017	Commerical and Residential Building Permits 06-01-2017 thru 06-30-2017, including new construction, additions and remodels, tneant improvements, swimming pools, electrical, and mechanical.	Ashley	7/5/2017	7/5/2017	7/5/2017	$0.00	07/05/2017 via email	NO	YES		15 Minutes accumulated 150 minutes
137	Sureshchandra	Suma	7/5/2017	Building Permits Issued from 06-01-2017 thru 06-30-2017 that cover residential construction valued over $30,000, commercial construction valued over $30,000 and all swimming pools. It would be ideal if each record contained the following information: - Permit Number - Construction Type (ie; Residential New, Commercial Remodel) - Permit Date - Job Value - Job Square Feet - Job Address - Owner Name - Owner Address - Owner Phone - Contractor Name - Contractor Address - Contractor Phone	Ashley	7/5/2017	7/5/2017	7/5/2017	$0.00	07/05/2017 via email	NO	YES		15 Minutes accumulated 150 minutes
138	Rubenstein	Irv	7/7/2017	Report of purchasing records from 2017-02-14 to current	Isabel	7/7/2017	7/7/2017	7/7/2017	$0.00	07/07/2017 via email	NO	YES		15 Minutes accumulated 45 minutes
139	Zaveri	Mihir	7/13/2017	An electronic list of all of the fire hydrants that serve your department, with their location. Specifically, their latitude and longitude, a street address or block number, and any identifying number for that hydrant. Finally, we would like to request a map of your department's coverage area.	Mark and Kevin	7/13/2017	7/14/2017	7/14/2017	$0.00	07/14/2017 via email	NO	YES		15 Minutes accumulated 15 minutes
140	Ziehe	Fred	7/12/2017	a copy of the water levels the City recorded during your home visits of flooded homes after the Tax Day Flood. Do you have a table of inches of water in homes?	Christian	7/13/2017	7/26/2017	7/26/2017	$30.00 paid via ck #5444 7-31-2017	7/26/2017 via email	NO	YES		120 Minutes accumulated 150 minutes

141	Beltran	Michael	7/24/2017	APPROVED REGINAL DETENTION POND PLANS LOCATED IN THE THOMAS HOGAN SURVEY, ABSTRACT 326, BEING PARTIALLY ALL OF BLOCK 1, RESERVE "A" OF AMENDING PLAT OF WALLACE ACRES RECORDED IN F.C. NO. 600188, H.C.M.R. CITY OF JERSEY VILLAGE, HARRIS COUNTY, TEXAS	Kevin and Kimberly	7/24/2017	7/24/2017	7/24/2017	$0.00	07/24/2017 via email	NO	YES		15 Minutes accumulated 15 minutes
142	Waechter	Kelsie	7/24/2017	I am requesting copies of ALL building permits recorded in a years time, or a data log/report (residential and commercial) dating back as many years as you have accessable. We prefer to obtain records at least back to 2000 if possible, but understand your records may not go back that far. If records go back further than 2000 we are requesting those records as well.	Ashley	7/24/2017	7/24/2017	7/24/2017	$0.00	07/24/2017 via email	NO	YES		15 Minutes accumulated 15 minutes
143	Schupbach	Steven	7/24/2017	an electronic copy of 'any' and 'all' vendor (transfer of property or services) payee payments for the year 2016. Production shall include the vendor name; vendor address; vendor city; vendor state name; vendor zip code; Check Date/ ACH Date; Check Number/ACH code; Check Amount/ ACH Amount; department; agency; type of payment (i.e. contract, grant, etc.) and description of products or services/ purpose of payment.	Isabel			Request Withdrawn		Withdrawn 08-15-2017	NO	YES		N/A
144	Harper	CJ	7/19/2017	Names of the Council Members in October 2003 and the names of the Golf Course Committee Members for 2003.	Lorri/Terri	7/25/2017	7/25/2017	7/25/2017	$0.00	07/25/2017 via email	NO	YES		15 Minutes accumulated 90 minutes
145	Blunk	Alise	7/27/2017	building permit has been issued for the construction of a Public Storage facility at 18106 NW Freeway	Ashley	7/27/2017	7/27/2017	7/27/2017	$0.00	07/27/2017 via email	NO	YES		15 Minutes accumulated 15 minutes
146	Johnson	Kelly	7/27/2017	Total outstanding debt Jersey Village has as of 6/30/17.	Isabel	7/27/2017	7/27/2017	7/27/2017	$0.00	07/27/2017 via email	NO	YES		15 Minutes accumulated 15 minutes
147	Abott	Andrew	7/28/2017	An electronic spreadsheet or database of all unions and employee associations that receive money through payroll deductions (including, but not limited to payments, dues, fees, contributions, etc.) from any employee or contractor of the of , regardless of whether the employee is part-time or full-time.	Isabel	7/28/2017	7/28/2017	7/28/2017	$0.00	07/28/2017 via email	NO	YES		15 Minutes accumulated 15 minutes
148	Harwood	Aleisha	8/1/2017	Commerical and Residential Building Permits 07-01-2017 thru 07-31-2017, including new construction, additions and remodels, tneant improvements, swimming pools, electrical, and mechanical.	Ashley	8/1/2017	8/1/2017	8/1/2017	$0.00	08/01/2017 via email	NO	YES		15 Minutes accumulated 165 minutes
149	Sureshchandra	Suma	8/7/2017	Building Permits Issued from 07-01-2017 thru 07-31-2017 that cover residential construction valued over $30,000, commercial construction valued over $30,000 and all swimming pools. It would be ideal if each record contained the following information: - Permit Number - Construction Type (ie; Residential New, Commercial Remodel) - Permit Date - Job Value - Job Square Feet - Job Address - Owner Name - Owner Address - Owner Phone - Contractor Name - Contractor Address - Contractor Phone	Ashley	8/7/2017	8/7/2017	8/7/2017	$0.00	08/07/2017 via email	NO	YES		15 Minutes accumulated 165 minutes

150	Jody	Barr	8/7/2017	All traffic engineering studies mandated by Texas Transportation Code Section 707.003(2)(c) for each of the city's automated red light cameras. All records that would reveal the presentation of the city's traffic engineering studies to a citizens advisory committee, as set forth in Texas Transportation Code Section 707.003(2)(e).	Lorri	8/7/2017	8/7/2017	8/7/2017	$0.00	08/07/2017 via email	NO	YES		15 Minutes accumulated 15 minutes
151	Warren	Bobby	8/9/2017	Gunda Traffic Study - Final Reports	Lorri	8/9/2017	8/9/2017	8/9/2017	$0.00	08/09/2017 via email	NO	YES		15 Minutes accumulated 325 minutes
152	Acklin	Bryab	8/9/2017	Personnel records for Officer Eric Vento, specifically records related to his hiring as a peace officer, his performance as a peace officer (including official reviews of said performance), his disciplinary record as a peace officer, any complaints made against Eric Vento in his capacity as a peace officer, and information concerning investigations or allegation of misconduct of Eric Vento in his capacity as a peace officer.	HR and City Attorney	8/10/2017	8/23/2017	8/23/2017	$0.00	08/23/2017 via email from City Atty	NO	YES		
153	TWC	TWC	8/15/2017	job titles, department, and wages	HR	8/15/2017	8/21/2017	8/21/2017	$0.00	08/21/2017 via email	NO	YES		15 Minutes accumulated 15 minutes
154	Hyde	Apriell	8/21/2017	names, addresses , and building permits (if applicable) of self-storage facilities that have gone through zoning, planning, construction, or expansion in within the past 3 months	Ashley	8/21/2017	8/22/2017	8/22/2017	$0.00	08/22/2017 via email	NO	YES		15 Minutes accumulated 15 minutes
155	Mathew	Kevin	8/22/2017	Property list of inactive water accounts for the past month	Maria	8/22/2017								
156	Mauriello	Michael	8/22/2017	Names of election workers and signed documents authorizing for May 7 and June 18, 2016 elections	Lorri	8/22/2017	8/22/2017	8/22/2017	$0.00	08/22/2017 via email	NO	YES		30 minutes accumulated 60 Minutes
157	Malcolm	Todd	8/24/2017	Electric Contract	Lorri	8/24/2017	8/24/2017	8/24/2017	$0.00	08/24/2017 via email	NO	YES		15 Minutes accumulated 15 minutes
158	Brown	Mike	8/30/2017	Request for the home watermark measurements made by the City after the April 18, 2016 (tax day) flood for 16025 Wall Street, and a copy of the Dannenbaum slab elevation measurements of my home at 16025 Wall Street. At this time, the free, uncertified elevation statement is fine.	Lorri	8/30/2017	9/5/2017	9/5/2017	$0.00	09/05/2017 via email	NO	YES		15 minutes accumulated time 45 minutes
159	Harwood	Aleisha	9/5/2017	Commerical and Residential Building Permits 08-01-2017 thru 08-31-2017, including new construction, additions and remodels, tneant improvements, swimming pools, electrical, and mechanical.	Ashley	9/5/2017	9/5/2017	9/5/2017	$0.00	09/05/2017 via email	NO	YES		15 Minutes accumulated 180 minutes

160	Sureshchandra	Suma	9/5/2017	Building Permits Issued from 08-01-2017 thru 08-31-2017 that cover residential construction valued over $30,000, commercial construction valued over $30,000 and all swimming pools. It would be ideal if each record contained the following information: - Permit Number - Construction Type (ie; Residential New, Commercial Remodel) - Permit Date - Job Value - Job Square Feet - Job Address - Owner Name - Owner Address - Owner Phone - Contractor Name - Contractor Address - Contractor Phone	Ashley	9/5/2017	9/5/2017	9/5/2017	$0.00	09/05/2017 via email	NO	YES		15 Minutes accumulated 180 minutes
161	Hughes	Simon H.	9/5/2017	• The name of each individual approved by City Council to serve as a Board Member on the City's TIRZ Board (as described in the attached document). • The names of all individuals who applied to serve as a Board Member on the City's TIRZ Board. • The application submitted by each individual who was approved by City Council to serve as a Board Member on the City's TIRZ Board. • The application submitted by each individual who applied to serve as a Board Member on the City's TIRZ Board. • The criteria used by City Council in selecting the Board Members to serve on the City's TIRZ Board	Lorri	9/5/2017	9/6/2017	9/6/2017	$0.00	9/6/2017	NO	YES		15 minutes accumulated time 3 hours and 15 minutes
162	Smith	Geoffrey	9/8/2017	home watermark measurements made by the City after the April 18, 2016 (tax day) flood for my home at 16102 Wall Street. We also need a copy of the Dannenbaum slab elevation measurements of my home at 16102 Wall Street. At this time, the free, uncertified elevation statement is fine.	Ashley	9/8/2017	9/8/2017	9/8/2017	$0.00	9/8/2017	NO	YES		15 minutes accumulated time 15 minutes
163	Miller	Ashley	9/8/2017	Slab Elevation for 8410 Hawaii Lane, Jersey Village	Ashley	9/8/2017	9/8/2017	9/8/2017	$0.00	9/8/2017	NO	YES		15 minutes accumulated time 15 minutes

MONTHLY REPORT – August 2017
Jersey Village Fire Department

EMERGENCY RESPONSES

	JAN	FEB	MAR	APR	MAY	JUN	JUL	AUG	SEP	OCT	NOV	DEC	TOTAL
Fire/County	11	10	6	4	3	5	12	9					60
Fire/ETJ	1	3	4	3	2	1	6	9					29
Fire/JV	34	26	52	30	34	40	20	44					280
EMS/County	2	0	6	2	7	5	2	4					28
EMS/ETJ	3	2	4	0	4	0	5	1					19
EMS/JV	58	60	53	62	51	63	72	67					486
TOTAL	109	101	125	101	101	114	117	134					902
Transports	41	35	38	40	37	54	49	44					338
Aid received	4	3	1	0	1	2	3	3					117
Aid given	4	3	6	2	4	3	4	2					28

FIRE INSPECTIONS CONDUCTED

	Jan	Feb	Mar	Apr	May	Jun	Jul	Aug	Sep	Oct	Nov	Dec	TOTAL
Inspections	74	30	71	75	90	72	40	37					489

PUBLIC EDUCATION PROGRAMS CONDUCTED

	Jan	Feb	Mar	Apr	May	Jun	Jul	Aug	Sep	Oct	Nov	Dec	TOTAL
Programs	6	4	5	5	10	8	15	16					94
Audience	223	84	141	98	290	72	172	253					1795

FIRE INVESTIGATIONS CONDUCTED

Jan	Feb	Mar	Apr	May	Jun	July	Aug	Sep	Oct	Nov	Dec	TOTAL
1	1	2	1	0	0	1	1					7

- We host and provide CERT training at the station for our CERT team the first Thursday of every month.
- August 14th we had our annual Pool Party for the Fire Department members. We honored Kimberly Terrell this evening with a plaque and a thank you from the firefighters.
- August 19th the members participated at the HEB for the Kids Safety Day with the fire trucks.
- We cancelled our Santa Sign-ups because of Hurricane Harvey and rescheduled for September 6th.
- We continue to give Girl & Boy Scout, preschool and church tours at the station.
- We have not had an opportunity to do a fire drill at Post Elementary or JV High since school is delayed in opening.

Respectfully submitted,
Mark Bitz
Fire Chief/Fire Marshal

AUGUST 2017

Communication Division Monthly Report

Date	CFS - PD	CFS - FD	911 Phone	License Plate	Driver's License	Criminal History	TCIC Messages	Day Total
1-Jul	86	2	21	67	62	3	4	245
2-Jul	105	2	22	80	63	10	2	284
3-Jul	70	3	21	55	47	4	1	201
4-Jul	86	2	15	73	54	3	0	233
5-Jul	93	4	33	73	74	11	2	290
6-Jul	83	3	25	49	46	8	0	214
7-Jul	46	5	39	27	16	4	2	139
8-Jul	71	5	26	45	34	0	1	182
9-Jul	75	4	41	60	29	4	24	237
10-Jul	65	2	22	56	45	4	4	198
11-Jul	101	7	35	78	60	6	0	287
12-Jul	69	8	22	49	55	7	4	214
13-Jul	69	5	25	50	48	6	18	221
14-Jul	63	3	43	43	41	3	5	201
15-Jul	79	2	19	37	30	3	0	170
16-Jul	98	3	31	84	70	4	0	290
17-Jul	79	4	28	64	50	3	4	232
18-Jul	83	3	25	79	69	5	10	274
19-Jul	63	4	26	50	66	16	10	235
20-Jul	49	6	20	44	56	5	9	189
21-Jul	68	3	16	51	64	13	6	221
22-Jul	64	3	33	48	37	1	0	186
23-Jul	76	5	30	55	36	8	4	214
24-Jul	57	6	32	40	33	8	3	179
25-Jul	75	3	25	53	39	4	5	204
26-Jul	78	6	23	39	27	4	0	177
27-Jul	94	17	58	30	24	1	0	224
28-Jul	73	4	19	37	28	1	1	163
29-Jul	73	6	14	32	36	5	0	166
30-Jul	77	4	15	49	46	7	0	198
31-Jul	82	5	27	53	35	7	2	211
Totals	**2350**	**139**	**831**	**1650**	**1420**	**168**	**121**	**6679**

This month the Communication Division welcomed TCO Lindsey Almaguer to the team. Lindsey worked with us several years ago so we are fortunate that it will not take long to train her and get her back up to speed. Part-time TCO Tiffany Gresak also came back to us full time and just in time for Hurricane Harvey. We were able to be fully staffed during the activation which allowed us to keep three dispatchers in the Center at all times. During the peak of the storm, we increased from three to four dispatchers. The Dispatch Center would like to thank the City and it's citizens for providing food and shelter to us during the storm and beyond when some of us could not reach our families.

JERSEY VILLAGE POLICE DEPARTMENT

Criminal Investigation Division Report for August 2017

Sex Crimes/Child Cases (0): No sex or child crimes were investigated this month.

Assault Cases (0): No assault cases were investigated this month.

Property Crimes/Burglaries and Thefts:

Robbery (0): no robberies were investigated this month

Home / Business Burglaries (3): The following structure burglaries were investigated:

1. Detectives investigated an apartment burglary in the 8600 block of Jones Road, where no items were taken.
2. An apartment burglary was investigated in the 11000 block of Pleasant Colony. Detectives were able to identify and charge the suspect, and recover the stolen property and return it to the owner.
3. A burglary reported in the 16000 block of Singapore was deemed unfounded and the case was closed. (The missing firearm was located by the owner).

Vehicle Burglaries (3): vehicle burglaries were investigated in the following locations:

1. A vehicle burglary from the 12200 block of West Road was investigated and video evidence obtained. The case was closed after the victim refused to contact the police department with a serial number.
2. A burglary of a storage trailer from a construction site in the 15100 block of US 290 was investigated by detectives. A fingerprint was recovered at the scene, but it was insufficient to identify the suspect.
3. A vehicle burglary from the 11000 block of Pleasant Colony was investigated. Nothing was taken from the vehicle, and no evidence was available for detectives to pursue.

Thefts (3): the following general thefts were investigated:

1. The theft of a bicycle was investigated from the 8600 block of Jones Road, which was without any evidence to follow. It should be noted that in the previous month, officers charged two adolescents with theft of bicycles in the area.
2. An employee theft case is under active investigation, from a company in the 16500 block of Village Dr.
3. The theft of a piece of construction equipment was taken from the 16700 block of US 290, which was without any viable leads to follow.

Stolen Vehicles (0): No stolen vehicles were investigated this month.

Criminal Mischief (1): The following criminal mischief investigations were conducted this past month:

1. Damage to a trampoline was investigated from the 15900 block of Tahoe. A suspect was interviewed, but there is insufficient evidence to file a criminal charge at this time.

Identity Theft/Fraud (1): the following fraud cases were investigated this month:

1. An Identity Theft case was investigated from the 16000 block of Kube Court. The investigation revealed that the crime occurred in another jurisdiction, and the case was referred to that agency.

Hit and Run Accidents (2): The following hit-and-run crashes were investigated this month:

1. A hit and run accident is under active investigation from the 16800 block of US 290.
2. A hit and run accident was investigated from the 8000 block of Jones Road. After insufficient leads existed to produce a suspect, the case was closed.

Miscellaneous:

- Ninety-One (91) new pieces of property and evidence were submitted into the Property Room.
- Due to Hurricane Harvey, zero (0) destruction orders were submitted to the Harris County District Attorney's Office for items to be removed from the Property Room.
- A $1732.00 cash seizure was documented and submitted to the Harris County District Attorney's Office.
- An Internal Affairs investigation was conducted for policy violations (IAD 1705)
- A background investigation for a dispatcher applicant was completed (Almaguer)
- Detectives assisted the patrol division by identifying a suspect who fled, resulting in a pursuit and a hit and run accident. Charges are pending against the suspect.
- Detectives assisted with a suicidal person investigation, which was referred to another agency for assistance.
- Detectives assisted a resident with a missing blower from the 15400 block of Philippine.

Training Report:

This past month our department trained officers in areas such as Child Abuse, Spanish, and Accident Investigation.

Below is a summary of the training given to our employees this past month:

Date	Officer	Course	Hours	Notes
8/6/2017	All	Defensive Driving Basics	28	TML Online
8/2/2017	Taylor	Child Abuse Investigation	24	OSS Online
8/7/2017	4	Deaf and Hard of Hearing Course	16	JVPD Academy
8/7/2017	3	Canine Encounters	12	JVPD Academy
8/4/2017	McElhaney	Spanish	24	Humble PD
8/25/2017	Coble	Advanced Accident Investigation	80	TEEX
8/16/2017	Bascus	Taser User Class	8	JVPD Academy
08/10/2017	2	Emerging Legal Trends in Law Enforcement	14	Huntsville, TX
		Total Training Hours for Month	**206**	

August 2017

	July 2017	August 2017
Warrants Executed	371	459
Warrants Issued	532	535
Letters Mailed	237	245
Phone Calls	1,415	1,549
Door Hangers	26	15
Arrests	1	2
Amount collected	$61,039.07	$84,233.73

295 Emails Sent (Reduces Letters Mailed Out)

2 1/2 Days Municipal Court Bailiff

2 Vacation Days

2 Hurricane Relief Days

16 1/2 Total Days Warrants Worked

Jersey Village Police Department

Investigations / Calls-For-Service Report

December, 2017

MAJOR CRIME INDEX

TYPE	Jan	Feb	Mar	Apr	May	Jun	Jul	Aug	Sep	Oct	Nov	Dec	YTD Tots
VIOLENT CRIME:													
MURDER	0	0	0	0	0	0	0	0	0	0	0	0	**0**
RAPE	0	0	0	0	0	0	0	0	0	0	0	0	**0**
ROBBERY	0	1	1	0	7	2	0	0	0	0	0	0	**11**
AGG. ASSAULT	1	0	1	0	0	1	0	0	0	0	0	0	**3**
PROPERTY CRIME:													
BURGLARY-RESIDENCE	0	3	2	4	2	3	2	3	0	0	0	0	**19**
BURGLARY-BUSINESS	1	1	2	5	2	2	0	1	0	0	0	0	**14**
ALL THEFTS:	8	10	7	7	5	10	7	13	0	0	0	0	**67**
From Vehicles	*2*	*3*	*3*	*1*	*3*	*4*	*2*	*2*	*0*	*0*	*0*	*0*	***20***
From Coin Machines	*0*	*0*	*0*	*0*	*0*	*0*	*0*	*0*	*0*	*0*	*0*	*0*	***0***
AUTO THEFTS	2	3	3	3	4	4	3	2	0	0	0	0	**24**
MAJOR CRIMES:	**12**	**18**	**16**	**19**	**20**	**22**	**12**	**19**	**0**	**0**	**0**	**0**	**138**

ARRESTS: (Only Highest Classified Charge Counted Per Arrest)													
MUNICIPAL MISD.(C)	38	49	42	33	51	44	54	40	0	0	0	0	**351**
MISDEMEANORS (A&B)	11	9	12	10	16	12	22	15	0	0	0	0	**107**
Misd. Narcotic Arrests	*3*	*2*	*4*	*2*	*3*	*2*	*2*	*1*	*0*	*0*	*0*	*0*	***19***
ALL FELONIES	2	6	8	14	5	7	7	12	0	0	0	0	**61**
Fel. Narcotic Arrests	*1*	*3*	*5*	*9*	*1*	*0*	*5*	*3*	*0*	*0*	*0*	*0*	***27***
ARRESTS NOT BOOKED	64	70	1	0	0	1	0	0	0	0	0	0	**136**
TOTAL ARRESTS:	**115**	**134**	**63**	**57**	**72**	**64**	**83**	**67**	**0**	**0**	**0**	**0**	**655**

Jersey Village Police Department

Investigations / Calls-For-Service Report

December, 2017

OTHER CALLS FOR SERVICE

TYPE	Jan	Feb	Mar	Apr	May	Jun	Jul	Aug	Sep	Oct	Nov	Dec	YTD Tots
ACCIDENTS:													
Accident Major	10	6	0	16	10	5	3	0	0	0	0	0	**50**
Accident Major Auto-Ped	0	7	0	0	0	3	0	0	0	0	0	0	**10**
Accident Major FSRA	0	0	0	0	0	0	0	0	0	0	0	0	**0**
Accident Minor	102	81	117	124	95	109	89	124	0	0	0	0	**841**
Accident Minor FSGI	27	19	37	10	14	22	13	37	0	0	0	0	**179**
MISDEMEANOR CRIMINAL INVESTIGATIONS													
Assault	4	8	11	8	4	0	8	3	0	0	0	0	**46**
Criminal Mischief	6	11	9	7	15	16	12	15	0	0	0	0	**91**
Disturbance	51	44	46	72	60	50	38	40	0	0	0	0	**401**
Terroristic Threat	12	2	3	2	8	3	9	3	0	0	0	0	**42**
Tresspass	0	0	0	0	0	0	0	0	0	0	0	0	**0**
Harassment	0	0	0	0	6	2	2	2	0	0	0	0	**12**
Solicitor	20	15	12	13	24	10	13	6	0	0	0	0	**113**
City Ordinance Violation.	0	0	0	0	0	0	0	0	0	0	0	0	**0**
Warrant Service	30	46	34	37	54	37	56	28	0	0	0	0	**322**
POLICE ASSISTANCE													
911 Hang Up	4	0	4	1	0	0	0	0	0	0	0	0	**9**
Alarms	90	102	60	73	123	126	104	127	0	0	0	0	**805**
Welfare Check	47	54	38	34	49	53	45	84	0	0	0	0	**404**
Missing Person	0	0	0	0	0	0	0	0	0	0	0	0	**0**
Assist JVFD/EMS	0	0	0	0	0	0	0	0	0	0	0	0	**0**
Assist Other Agency	0	0	0	0	0	0	0	0	0	0	0	0	**0**
Assist Public	0	0	0	0	0	0	0	0	0	0	0	0	**0**
Traffic Control	2	3	1	8	17	2	7	6	0	0	0	0	**46**
Crime Prevention	28	75	65	75	247	179	62	38	0	0	0	0	**769**
Multiple Unit Response	1	0	0	1	0	1	0	2	0	0	0	0	**5**
MISCELLANEOUS POLICE INVESTIGATIONS													
Abandoned Vehicle	6	3	4	5	6	2	12	15	0	0	0	0	**53**
Found Article	0	0	0	0	0	0	0	0	0	0	0	0	**0**
Found Bicycle	0	0	0	0	0	0	0	0	0	0	0	0	**0**
Humane	14	11	7	9	13	24	22	34	4	0	0	0	**138**
Information	0	0	0	0	0	0	0	0	0	0	0	0	**0**
Investigation	6	0	2	0	0	0	0	10	0	0	0	0	**18**

Jersey Village Police Department

Investigations / Calls-For-Service Report

December, 2017

Open Door/Window	48	29	55	56	54	92	51	39	0	0	0	0	**424**
Recovery - Vehicle	0	0	0	0	0	0	0	0	0	0	0	0	**0**
Suspicious Person/Vehicle	306	325	332	317	376	379	297	353	29	0	0	0	**2714**
Traffic Hazard	69	23	50	41	39	35	29	70	0	0	0	0	**356**
Other Misc. Calls-For-Service	860	789	931	795	880	861	997	1095	5	0	0	0	**7213**
Other CFS Totals:	**1742**	**1653**	**1818**	**1703**	**2094**	**2010**	**1869**	**2129**	**38**	**0**	**0**	**0**	**15056**
Maj.Crime & CFS Tots:	**1754**	**1671**	**1834**	**1722**	**2114**	**2032**	**1881**	**2148**	**38**	**0**	**0**	**0**	**15194**

Police Department Open Positions/Recruitment

August 2017

As of August 31, 2017, the Jersey Village Police Department has one open position in Patrol.

CITY COUNCIL MEETING PACKET FOR SEPTEMBER 18, 2017

No	Last Name	First Name	Req Date	Description of Info Requested	Date Requestor Contacted	Amt	Date of Pick-up or Mailing	Open	Complete	AG Opinion	PROCESS TIME
101	BELK	BILY	8/1/2017	COPY OF REPORT OF ARREST ON 11/4/1998 OF SULLIVAN, CHAD DOB 8/24/1978			8/15/817 VIA EMAIL	NO	YES	NO	2 HRS 00 MIN ACCUM. 2 HRS 00 MIN
102	LEXISNEXIS		8/7/2017	MONTH OF JULY CIATIONS ISSUED			8/8/17 VIA EMAIL	NO	YES	NO	3 HRS 00 MIN ACCUM. 33 HRS 00 MIN
103	TANG	CATHERINE	8/7/2017	10-8950 COPY OF ARREST REPORT, POPERTY REPORT.			8/9/17 VIA EMAIL	NO	YES	NO	2 HRS 00 MIN ACCUM. 2 HRS 00 MIN
104	KALIDAS	HAMANT	8/8/2017	2 WEEKS OF TRAFFIC TICKETS ISSUIED			8/15/17 VIA EMAIL	NO	YES	NO	00 HRS 30 MIN ACCUM. 12 HRS 00 MIN
105	SASSMAN	ADDIE	8/15/2017	REQUEST FOR ACCIDENT REPORT	WITHDREW RQUEST						
106	KALIDAS	HAMANT	8/18/2017	2 WEEKS OF TRAFFIC TICKETS ISSUIED			8/22/2017	NO	YES	NO	00 HRS 30 MIN ACCUM. 12HRS 30 MIN
107	BUCHALA	VILMA	8/18/2017	COPY OF 17-16436 REPORT			8/18/18 VIA EMAIL	NO	YES	NO	00 HRS 30 MIN ACCUM. 00 HRS 30 MIN
108	LEMIEUX	TRACEY	8/23/2017	2ND QUARTER CFS MOTEL 6			8/23/17 VIA EMAIL	NO	YES	NO	00 HRS 30 MIN ACCUM. 00 HRS 30 MIN
109	SAUCEDO	KRISTEN	8/24/2017	COPY OF COMPLETE REPORT 17-17353 AND PHOTOS			8/34/17 VIA PU	NO	YES	NO	2 HRS 00 MIN ACCUM. 2 HRS 00 MIN
110	JONES	R.	8/31/2017	CFS FOR 15422 ASHBURTON DR FROM 1/1/1992 TO PRESENT DATE. AN CONTACT WITH A 'JIMMY NEAL CRAWFORD' 4.23.52							
111	CHUNG	PSYMON	8/31/2017	17-13224 ALL PAPER REPORTS, SUPPLEMENTAL REPORTS							
112	HOSANNA	MILES	8/31/2017	ACCIDENT REPORT 17-183 ANY AND ALL 911, CAD REPORTS, CITIATION, SUPPLEMENTS, IN CAR VIDEO, PHOTO, WITNESS STATEMENTS.							

CITY OF JERSEY VILLAGE
MUNICIPAL COURT
COLLECTIONS

	CITY PORTION			RESTRICTED FUND				STATE & OMNI & COLLECTIONS	
MONTH	CITY FINES	WARRANT COLLECTION	CITY PORTION OMNI FEES	COURT SEC. FUND	COURT TECH. FEE	JUDICIAL EFF. FEE	CHILD SAFETY	PORTION FEES	TOTAL COLLECTION
Jan	$60,834.97	$6,738.92	$432.20	$1,142.73	$1,523.61	$227.96	$190.08	$33,864.51	$104,954.98
Feb	$56,673.34	$11,662.25	$804.58	$1,025.35	$1,375.08	$204.44	$233.08	$39,252.74	$111,230.86
Mar	$111,085.70	$13,949.55	$908.63	$2,050.06	$2,744.47	$408.24	$208.24	$64,366.77	$195,721.66
Apr	$70,021.08	$7,431.13	$528.45	$1,473.69	$1,970.12	$293.52	$125.00	$42,525.96	$124,368.95
May	$75,769.83	$8,692.47	$621.10	$1,372.45	$1,829.89	$270.90	$229.90	$39,294.61	$128,081.15
June	$68,486.00	$10,168.16	$705.98	$1,339.95	$1,799.24	$262.28	$25.00	$40,520.68	$123,307.29
July	$63,646.60	$7,011.16	$560.94	$1,130.36	$1,515.11	$224.50	$0.00	$32,763.00	$106,851.67
Aug	$60,547.61	$7,616.99	$560.11	$1,291.41	$1,737.83	$254.72	$50.00	$36,300.24	$108,358.91
Sept									$0.00
Oct									$0.00
Nov									$0.00
Dec									$0.00
Totals	**$567,065.13**	**$73,270.63**	**$5,121.99**	**$10,826.00**	**$14,495.35**	**$2,146.56**	**$1,061.30**	**$328,888.51**	**$1,002,875.47**

Municipal Courts
Activity Detail
January 1, 2017 to August 31, 2017

100.0 Percent Reporting Rate
8 Reports Received Out of a Possible 8

Court: Jersey Village

CRIMINAL CASES	Traffic Misdemeanors			Non-Traffic Misdemeanors			
	Non-Parking	Parking	City Ordinance	Penal Code	Other State Law	City Ordinance	Total
Cases Pending 1/1/2017:							
Active Cases	9,314	64	0	101	734	118	10,331
Inactive Cases	14,334	18	0	96	3,454	37	17,939
Docket Adjustments	2	0	0	0	3	0	5
Cases Added:							
New Cases Filed	8,429	18	0	120	1,452	68	10,087
Cases Reactivated	2,268	1	0	18	764	8	3,059
All Other Cases Added	0	0	0	0	0	0	0
Total Cases on Docket	**20,013**	**83**	**0**	**239**	**2,953**	**194**	**23,482**
Dispositions:							
Dispositions Prior to Court Appearance or Trial:							
Uncontested Dispositions	1,719	8	0	37	282	14	2,060
Dismissed by Prosecution	1,274	6	0	26	252	18	1,576
Total Dispositions Prior to Court Appearance or Trial	2,993	14	0	63	534	32	3,636
Dispositions at Court Appearance or Trial:							
Convictions:							
Guilty Plea or Nolo Contendere	13	0	0	0	0	0	13
By the Court	21	0	0	0	4	2	27
By the Jury	18	1	0	0	5	1	25
Acquittals:							
By the Court	0	0	0	0	0	0	0
By the Jury	0	0	0	0	0	0	0
Dismissed by Prosecution	135	1	0	2	24	6	168
Total Dispositions at Court Appearance or Trial	187	2	0	2	33	9	233
Compliance Dismissals:							
After Driver Safety Course	527	---	---	---	---	---	527
After Deferred Disposition	687	1	0	6	18	16	728
After Teen Court	0	0	0	0	0	0	0
After Tobacco Awareness Course	---	---	---	---	0	---	0
After Treatment for Chemical Dependency	---	---	---	0	0	---	0
After Proof of Financial Responsibility	222	---	---	---	---	---	222
All Other Transportation Code Dismissals	1,322	1	0	0	0	0	1,323
Total Compliance Dismissals	2,758	2	0	6	18	16	2,800
All Other Dispositions	9	0	0	0	16	2	27
Total Cases Disposed	**5,947**	**18**	**0**	**71**	**601**	**59**	**6,696**
Cases Placed on Inactive Status	3,841	5	0	36	1,422	10	5,314
Cases Pending 8/31/2017:							
Active Cases	10,225	60	0	132	931	125	11,473
Inactive Cases	15,907	22	0	114	4,111	39	20,193
Show Cause Hearings Held	228	0	0	2	12	0	242
Cases Appealed:							
After Trial	0	0	0	0	0	0	0
Without Trial	0	0	0	0	0	0	0

CITY COUNCIL MEETING PACKET FOR SEPTEMBER 18, 2017

Municipal Courts
Activity Detail
January 1, 2017 to August 31, 2017

100.0 Percent Reporting Rate
8 Reports Received Out of a Possible 8

Court: Jersey Village

CIVIL/ADMINISTRATIVE CASES

	Total
Cases Pending 1/1/2017:	
Active Cases	0
Inactive Cases	0
Docket Adjustments	0
Cases Added:	
New Cases Filed	0
Cases Reactivated	0
All Other Cases Added	0
Total Cases on Docket	**0**
Dispositions:	
Uncontested Civil Fines or Penalties	0
Default Judgments	0
Agreed Judgments	0
Trial/Hearing by Judge/Hearing Officer	0
Trial by Jury	0
Dismissed for Want of Prosecution	0
All Other Dispositions	0
Total Cases Disposed	**0**
Cases Placed on Inactive Status	0
Cases Pending 8/31/2017:	
Active Cases	0
Inactive Cases	0
Cases Appealed:	
After Trial	0
Without Trial	0

JUVENILE/MINOR ACTIVITY

	Total
Transportation Code Cases Filed	41
Non-Driving Alcoholic Beverage Code Cases Filed	15
Driving Under the Influence of Alcohol Cases Filed	0
Drug Paraphernalia Cases Filed	0
Tobacco Cases Filed	0
Truant Conduct Cases Filed	0
Education Code (Except Failure to Attend) Cases Filed	0
Violation of Local Daytime Curfew Ordinance Cases Filed	0
All Other Non-Traffic Fine-Only Cases Filed	41
Transfer to Juvenile Court:	
Mandatory Transfer	0
Discretionary Transfer	0
Accused of Contempt and Referred to Juvenile Court (Delinquent Conduct)	0
Held in Contempt by Criminal Court (Fined or Denied Driving Privileges)	0
Juvenile Statement Magistrate Warning:	
Warnings Administered	0
Statements Certified	0
Detention Hearings Held	0
Orders for Non-Secure Custody Issued	0
Parent Contributing to Nonattendance Cases Filed	0

CITY COUNCIL MEETING PACKET FOR SEPTEMBER 18, 2017

Municipal Courts
Activity Detail
January 1, 2017 to August 31, 2017

100.0 Percent Reporting Rate
8 Reports Received Out of a Possible 8

Court: Jersey Village

ADDITIONAL ACTIVITY

	Number Given	Number Requests for Counsel
Magistrate Warnings:		
Class C Misdemeanors	0	---
Class A and B Misdemeanors	0	0
Felonies	0	0

	Total
Arrest Warrants Issued:	
Class C Misdemeanors	5,005
Class A and B Misdemeanors	0
Felonies	0
Capiases Pro Fine Issued	748
Search Warrants Issued	0
Warrants for Fire, Health and Code Inspections Filed	0
Examining Trials Conducted	0
Emergency Mental Health Hearings Held	0
Magistrate's Orders for Emergency Protection Issued	0
Magistrate's Orders for Ignition Interlock Device Issued	0
All Other Magistrate's Orders Issued Requiring Conditions for Release on Bond	0
Driver's License Denial, Revocation or Suspension Hearings Held	0
Disposition of Stolen Property Hearings Held	0
Peace Bond Hearings Held	0
Cases in Which Fine and Court Costs Satisfied by Community Service:	
Partial Satisfaction	3
Full Satisfaction	6
Cases in Which Fine and Court Costs Satisfied by Jail Credit	353
Cases in Which Fine and Court Costs Waived for Indigency	16
Amount of Fines and Court Costs Waived for Indigency	$ 4,760
Fines, Court Costs and Other Amounts Collected:	
Kept by City	$ 693,586
Remitted to State	$ 290,025
Total	$ 983,616

CITY COUNCIL MEETING PACKET FOR SEPTEMBER 18, 2017

CITY OF JERSEY VILLAGE
MUNICIPAL COURT
COURT ROOM ACTIVITIES

DATE	JUDGE/ PROSECUTOR	TOTAL CASES	NO SHOWED	% TO TOTAL	SHOWED	% TO TOTAL	PAYMENT PLAN	% TO TOTAL	DOCKET CLOSED	% TO TOTAL
August 2, 2017	Judge Halick	200	106	53%	94	47%	17	18%	64	68%
AM Docket	Brian/ Bret									
August 2, 2017	Judge Halick	98	31	32%	67	68%	6	9%	26	39%
PM Docket	Brian/Bret									
August 6, 2017	Judge Byrnes	138	8	6%	130	94%	1	1%	48	37%
AM Docket	David									
August 9, 2017	Judge Byrnes	119	13	11%	106	89%	2	2%	44	42%
PM Docket	David								.	
August 23, 2017	Judge Brashear	18	3	17%	15	83%	1	7%	10	67%
AM Docket	Bret									
TOTAL		**573**	**161**	28%	**412**	72%	**27**	7%	**192**	47%

CITY OF JERSEY VILLAGE
STOP SIGNS AND SPEEDING CITATIONS WITHIN THE RESIDENTIAL AREA
FOR THE MONTH OF AUGUST 2017

C0043207	-1	8/1/2017	RAN STOP SIGN	15400 ASHBURTON
C0043273	-1	8/3/2017	RAN STOP SIGN	VILLAGE
C0043463	-1	8/13/2017	RAN STOP SIGN	CAPRI
C0043191	-1	8/1/2017	RAN STOP SIGN - INTERSECTION	15600 SEATTLE
C0043196	-1	8/1/2017	RAN STOP SIGN - INTERSECTION	SEATTLE
C0043201	-1	8/1/2017	RAN STOP SIGN - INTERSECTION	15900 SINGAPORE
C0043203	-1	8/1/2017	RAN STOP SIGN - INTERSECTION	16000 LAKEVIEW
C0043241	-1	8/2/2017	RAN STOP SIGN - INTERSECTION	16900 VILLAGE
C0043246	-1	8/2/2017	RAN STOP SIGN - INTERSECTION	15500 LAKEVIEW
C0043453	-1	8/12/2017	RAN STOP SIGN - INTERSECTION	16600 VILLAGE
C0043467	-1	8/13/2017	RAN STOP SIGN - INTERSECTION	PHILIPPINE
C0043468	-1	8/13/2017	RAN STOP SIGN - INTERSECTION	PHILIPPINE
C0043508	-1	8/15/2017	RAN STOP SIGN - INTERSECTION	15502 LAKEVIEW
C0043509	-1	8/15/2017	RAN STOP SIGN - INTERSECTION	SEATTLE
C0043655	-1	8/22/2017	RAN STOP SIGN - INTERSECTION	PHILIPPINE
C0043659	-1	8/22/2017	RAN STOP SIGN - INTERSECTION	PHILIPPINE
C0043271	-1	8/3/2017	SPEEDING 34 MPH in a 25 MPH	15300 PHILIPINNE
C0043272	-1	8/3/2017	SPEEDING 34 MPH in a 25 MPH	15400 PHILIPPINE
C0043370	-1	8/8/2017	SPEEDING 40 MPH in a 30 MPH	17400 JERSEY MEADOW
C0043371	-1	8/8/2017	SPEEDING 42 MPH in a 30 MPH	17400 JERSEY MEADOW
C0043419	-1	8/10/2017	SPEEDING 41 MPH in a 30 MPH	JERSEY MEADOW
C0043444	-1	8/11/2017	SPEEDING 33 MPH in a 25 MPH	16200 LAKEVIEW
C0043667	-1	8/22/2017	SPEEDING 36 MPH in a 25 MPH	15800 SEATTLE
C0043685	-1	8/23/2017	SPEEDING 40 MPH in a 25 MPH	16300 LAKEVIEW

STOP SIGN :	16
SPEEDING:	8
TOTAL:	**24**

JERSEY VILLAGE MUNICIPAL COURT ACTIVITY REPORT

GENERAL PROCEEDS

FY 2014, 2015, 2016

	2014-2015	2015-2016	2016-2017
October	67,067	75,707	81,429
November	47,218	57,537	73,598
December	55,001	60,389	61,011
January	64,320	60,478	68,006
February	86,769	95,587	69,140
March	91,565	86,734	125,944
April	64,485	75,627	77,981
May	76,006	72,872	85,083
June	80,164	59,717	79,360
July	68,699	64,044	71,219
August	81,930	80,440	68,725
September			
FY Total	**$ 783,224**	**$ 789,133**	**$ 861,497**
Average Per Month	$ 71,202	$ 71,739	$ 78,318

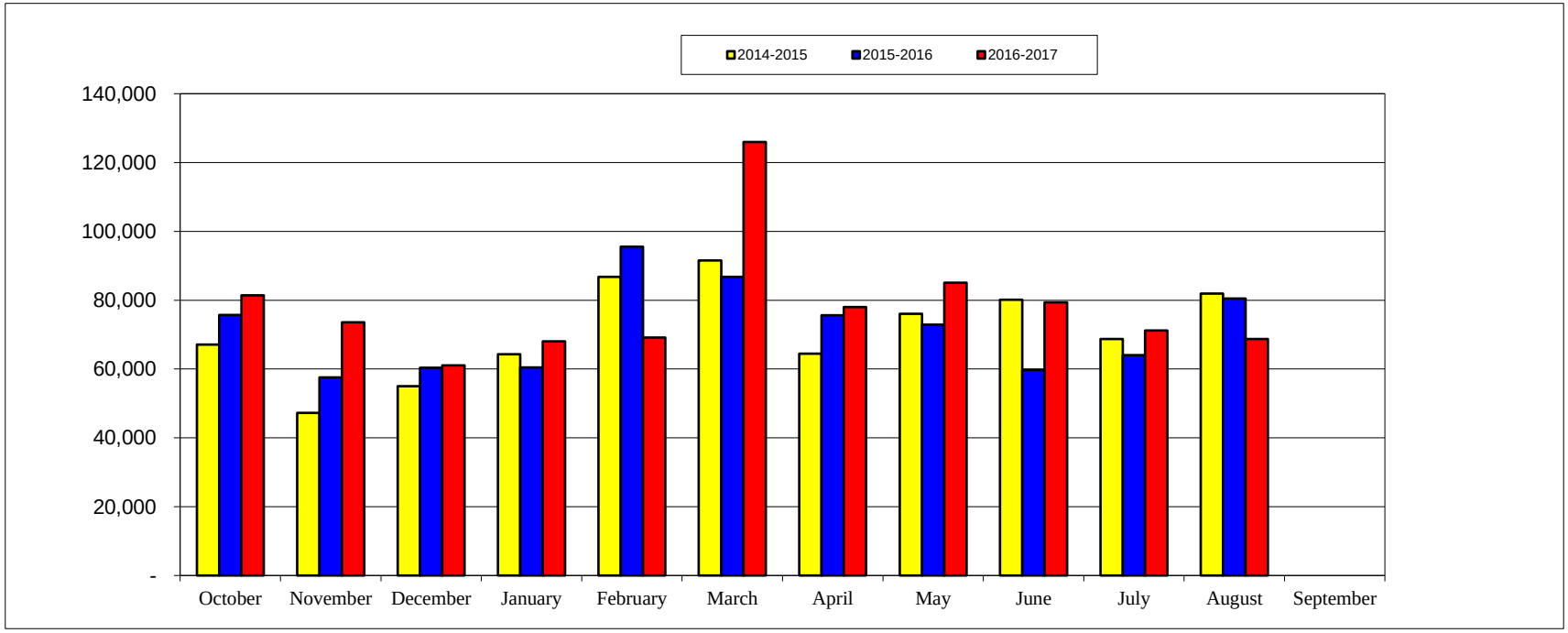

CITY OF JERSEY VILLAGE PUBLIC WORKS DEPARTMENT
2017 YEARLY REPORT

	JAN	FEB	MAR	APR	MAY	JUN	JUL	AUG	SEP	OCT	NOV	DEC
	WATER											
WATER PLANT #1 SEATTLE	0	0	0	0	0	0	0	0				
WATER PLANT #2 VILLAGE	.004	0	0.344	1.328	1.02	0	0	0.98				
WATER PLANT #3 WEST	0.187	0.84	0.822	0.76	0.436	0	0.198	0.438				
CITY OF HOUSTON (SEATTLE)	32.38	30.155	35.976	38.178	47.644	37.786	44.183	46.294				
INTERCONNECT(529)	0.097	0.046	0.045	0.038	0.065	0.049	0.067	0.168				
TOTAL(Million Gallons)	32.668	31.041	37.187	39.62	48.247	37.832	44.448	46.998				
MAX DAILY FLOW	1.363	1.717	1.593	1.773	2.475	1.976	1.83	2.210				
METER READS	3154	3166	3163	3169	3178	3176	3176	3181				
WATER OFF/ON	77	43	34	35	20	33	44	70				
METER ACCURACY TESTS	0	0	0	0	0	0	0	0				
MAIN BREAKS REPAIRED	0	0	0	0	0	0	1	1				
WATER LEAKS REPAIRED	3	1	6	4	7	3	4	3				
FIRE HYDRANTS SERVICED	0	0	0	22	0	4	0	0				
METER INSTALLATIONS	0	1	1	2	2	0	3	2				
SERVICE INSPECTIONS	0	0	0	0	0	0	4	0				
QUALITY	2	1	2	2	1	0	0	2				
PRESSURE	2	1	1	0	2	0	3	0				
SEWER COMPLAINTS	4	3	0	2	6	8	2	5				
	WHITE OAK BAYOU											
AVG. DAILY FLOW (EFFLUENT)	1.036	0.9151	0.9861	0.9374	0.871	0.9977	0.9978	*				
JV PORTION	0.5065	0.3842	0.4321	0.3613	0.3323	0.3607	3.3397	*				
% OF PLANT	47.6%	27.9%	43.0%	45.2%	34.1%	18.0%	84.8%	*				
	GARBAGE											
Residential Customers	2130	2146	2144	2135	2143	2137	2135	2180				
Complaints	2	3	4	1	1	4	5	10				
	COMMUNITY DEVELOPMENT											
Plans Checked	14	24	23	14	18	12	34	10				
Sign Plan Reviews	0	0	3	0	0	0	0	2				
Permits Issued	109	83	121	96	98	124	109	85				
Inspections (Permit)	159	131	165	185	128	198	195	200				
Insp (Site)	2	0	1	1	0	0	0	2				
Conferences	9	4	5	6	5	3	3	4				
Certificate of Occupancy (Residential)	0	1	5	3	1	0	5	2				
Certificate of Occupancy (Commercial)	1	3	0	1	0	2	0	1				
Street/Sidewalk Repairs (in yards)	0	6	0	1	3	1	1	0				
Sign repairs	4	1	1	1	18	1	0	0				
	CODE ENFORCEMENT											
Violation Letters	17	22	35	24	31	23	25	25				
Red tags for ordinance violations	36	37	45	38	38	50	31	38				
Conferences	22	23	25	29	27	28	25	23				
Signs picked up-bandit and ROW signs	36	57	23	30	23	40	20	14				
Animals picked up	5	3	4	3	2	2	3	4				
Animals taken to HC	3	1	2	0	0	0	1	1				
Traps Issued	2	1	3	2	3	3	3	3				
	FLEET											
Work Orders	38	38	47	37	38	39	35	48				
Preventative Maintenance	12	4	8	6	8	6	7	6				
Unscheduled Repairs	14	20	23	14	20	20	16	26				
New Vehicle Set ups	2	0	0	0	0	0	0	0				

* - unavailable at this time

To: Austin Bleess
City Manager

September 11, 2017

From: Kevin T. Hagerich, MPA
Director of Public Works

Subject: Construction / Field Projects Update

1. DOT. Sound Wall right-of-entry sent received back from TxDOT. Have most issues resolved with Centerpoint / TxDOT. Had a meeting with the new TxDOT District Engineer.
2. Storm Water / Sewer Camera Project Underway: Completed. Will start planning areas to be address for FY 2017/18
3. Dannenbaum: Got behind a little with things because of Hurricane. Statement of Qualifications and Proposal will be ready for October meeting. They are awaiting proposal from surveyor and soil consultants.
    a. Have meeting scheduled for September 13th
4. Meter Replacement Phase II: Complete. Will order Phase III meters.
5. FYI: Flood District finished some bank stabilization projects along White Oak Bayou.
6. Working with Frank Brooks to resubmit permit for Castlebridge Plant.
7. Austin found several small portable pumps at salvage, so we will get what we can running and assist during next storm event.
8. Hurricane preparation, duties and recovery operations.

Jersey Meadow Golf Course
Monthly Report

FY 2016 - 2017													
	October	November	December	January	February	March	April	May	June	July	August	September	YTD Totals
Rounds played	2,521	2,355	1,972	1,584	2,223	2,331	3,281	3,253	2,881	2,835	2,057		27,293
Tournament Rounds	771	472	325	341	336	549	473	812	517	596	310		5,502
Range buckets	1,783	1,256	968	632	991	1279	1412	1263	1155	1,295	956		12,990
Star Memberships	2,235.00	1,570.00	25.00	1,029.00	1,510.00	1,024.00	2,221.00	1,144.00	1219.00	800.00	620.00		13,397
Green Fees	71,022.49	65,681.11	50,027.42	38,520.25	61,122.97	55,752.79	88,247.62	87,096.00	74,742.39	73,059.53	53,137.49		718,410
Tournament Fees	23,727.00	15,666.88	9,089.41	9,620.52	9,547.76	15,065.14	15,118.67	25,088.25	15,155.20	19,660.62	8,650.70		166,390
Range Fees	8,258.92	6,360.11	4,774.40	4,514.09	6,347.68	6,640.74	7,981.02	7,154.62	6,139.70	6,290.14	5,154.24		69,616
Club Rental	340.00	260.00	100.00	125.00	275.00	150.00	475.00	450.00	470.00	425.00	375.00		3,445
Sales of Merchandise	8,480.22	10,003.82	11,483.44	6,450.19	12,081.93	12,342.40	12,562.48	12,120.38	14,895.80	13,280.56	7,315.30		121,017
Concession Fees	3,607.96	2,907.70	2,282.52	1,852.88	2,529.79	3,058.07	4,267.45	4,599.10	3,209.21	5,744.57	2,244.09		36,303
Miscellaneous Fees	60.00	722.47	219.00	5,601.50	1,621.00	1,773.00	1,123.32	540.00	345.00	300.00	390.00		12,695
Total Income	$117,731.59	$103,172.09	$78,001.19	$67,713.43	$95,036.13	$95,806.14	$131,996.56	$138,192.35	$116,176.30	$119,560.42	$77,886.82	$0.00	$1,141,273.02
Weather Totals	2 W	5 W/1CM/1H	4W/2RO/1H	3W / 7RO	6W/1CM/1RO	3W/5RO/1CM	2W/1CM/3RO	3W / 1CM	4W/1CM/2RO	4W/1RO/2CM	6W / 5RO		42W/26RO/8CM/2H
							10 TT				Harvey		10 TT
Income Per Round	$35.08	$35.94	$33.95	$34.64	$36.55	$32.91	$34.57	$33.71	$33.83	$34.61	$32.64	$0.00	$34.39
FY 2015 - 2016													
	October	November	December	January	February	March	April	May	June	July	August	September	YTD Totals
Rounds played	2,839	2,010	1,964	2,015	2,397	2,561	2,433	2,911	2,591	3,012	1,874	2,215	28,822
Tournament Rounds	89	73	33		154	57	428	571	672	428	430	458	3,393
Range buckets	1,045	528	626	857	1195	1224	1152	1354	1444	1,484	922	1,132	12,963
Star Memberships	2,320.00	1,840.00	2,160.00	2,720.00	3,200.00	2,880.00	3,120.00	3,195.00	4105.00	4720.00	1680.00	2765.00	34,705
Green Fees	81,461.98	58,415.91	56,870.74	61,260.67	71,371.18	78,811.81	77,316.60	88,465.87	74,355.72	88,449.72	49,618.51	60,651.53	847,050
Tournament Fees	3,507.47	3,480.00	1,600.50		5,307.31	2,457.42	13,699.36	17,393.71	19,728.37	13,160.39	12,453.56	13,837.02	106,625
Range Fees	6,099.17	3,205.02	3,985.47	4,891.36	7,045.93	6,953.50	7,080.21	6,496.23	6,269.88	7,647.03	4,584.13	6,253.36	70,511
Sales of Merchandise	5,520.79	4,143.21	4,484.56	3,588.10	4,733.45	7,385.19	7,318.89	7,988.63	10,044.66	11,428.74	8,048.85	7,391.68	82,077
Concession Fees	3,615.16	2,390.07	2,115.33	2,117.89	2,454.64	2,951.94	3,371.51	4,035.94	3,650.00	3,548.87	2,127.83	2,529.94	34,909
Miscellaneous Income	3,946.41	1,958.57	2,801.66	1,458.15	3,350.88	2,642.18	797.99	75.00	625.00	4,181.00	165.00	45.00	22,047
Total Income	$106,470.98	$75,432.78	$74,018.26	$76,036.17	$97,463.39	$104,082.04	$112,704.56	$127,650.38	$118,778.63	$133,135.75	$78,677.88	$93,473.53	$1,197,924.35
Weather Totals	5 rain	7 rain/1 closed	8 rain/1 closed	6 rain	3 rain	5 rain	6 rain/2 closed	1 A/1 RO/5 rain	1 RO/ 6 rain	2 rain	2 RO / 12 rain	5 rain	74 R / 1 A / 4 closed
Income Per Round	$35.57	$35.33	$35.98	$36.39	$36.95	$38.66	$38.30	$35.74	$35.14	$37.33	$33.42	$33.94	$36.11
FY 2014-2015													
	October	November	December	January	February	March	April	May	June	July	August	September	YTD Totals
Rounds played	3,309	2,227	1,938	1,741	1,857	2,353	2,787	2,175	2,559	3,101	2,683	2,788	29,518
Tournament Rounds	282	72	9	82	88	122	86	427	282	24	150	40	1,664
Range buckets	1,205	641	514	662	828	747	1054	570	828	1,119	1,022	1,038	10,228
Star Memberships	2,800.00	1,440.00	2,480.00	3,200.00	3,280.00	3,760.00	4560.00	4160.00	5040.00	5280.00	3040.00	3630.00	42,670
Green Fees	93,432.44	65,090.39	52,482.91	50,493.14	55,649.84	67,830.42	82,135.12	69,453.93	73,951.39	89,770.24	79,091.67	82,386.10	861,768
Tournament Fees	11,123.00	2,937.00	387.00	3,529.00	3,129.71	4,620.00	4,300.00	13,300.96	8,646.00	1,212.00	5,491.00	2,000.00	60,676
Range Fees	7,330.62	3,963.32	3,113.21	3,748.13	5,169.54	4,715.30	6,622.06	3,757.32	5,067.31	6,489.92	5,983.85	6,385.83	62,346
Sales of Merchandise	7,737.66	6,531.42	5,201.81	3,940.79	3,821.79	5,315.21	6,723.45	6,429.09	7,312.73	6,651.59	6,020.07	8,047.46	73,733
Concession Fees	5,320.35	2,303.14	1,699.47	1,673.08	2,006.87	2,573.29	3,161.08	3,508.66	2,945.26	3,050.58	2,780.99	2,863.49	33,886
Miscellaneous Income	6,978.24	1,694.18	3,203.26	2,857.26	3,025.80	2,979.57	3,634.69	3,312.38	5,031.37	9,249.57	3,373.41	6,628.33	51,968
Total Income	$134,722.31	$83,959.45	$68,567.66	$69,441.40	$76,083.55	$91,793.79	$111,136.40	$103,922.34	$107,994.06	$121,703.90	$105,780.99	$111,941.21	$1,187,047.06
Weather Totals	3 rain	8 rain/1 closed	8 rain/1 closed	15 weather days	8 weather days	9 rain	8 rain	14 rain	7 rain	1 rain	4 rain	8 rain	93/2
Income Per Round	$36.74	$35.89	$33.94	$36.34	$37.43	$35.57	$37.10	$38.34	$36.24	$37.26	$36.27	$38.30	$36.70

Jersey Meadow Golf Course
Monthly Report

FY 2013 - 2014													
	October	November	December	January	February	March	April	May	June	July	August	September	YTD Totals
Rounds played	2,915	2,352	2,125	2,234	2,158	2,914	3,457	3,175	3,344	3,457	3,350	2,749	34,230
Tournament Rounds	178	75	0	30	30	95	246	363	203	13	17	44	1,294
Range buckets	1,088	698	720	912	900	842	1506	1307	1212	1,018	1,024	901	12,128
Star Memberships	3,120.00	4,390.00	3,330.00	6,640.00	3,840.00	5,120.00	4,240.00	4,710.00	7,310.00	3,440.00	3,440.00	3,280.00	52,860
Green Fees	78,645.99	63,957.07	54,503.69	59,507.83	61,185.05	83,182.58	100,859.16	89,579.55	95,691.73	97,238.07	97,159.65	76,287.19	957,798
Tournament Fees	6,989.00	2,680.43	0.00	1,316.00	1,209.00	2,534.96	9,242.34	12,779.32	7,574.00	585.00	765.00	1,778.00	47,453
Range Fees	6,647.62	4,336.49	4,162.33	5,026.01	5,483.68	5,532.44	9,420.71	8,235.84	7,269.11	6,702.15	6,660.53	5,748.74	75,226
Sales of Merchandise	6,732.73	4,941.18	4,868.91	3,557.24	4,717.04	7,505.23	9,270.66	8,478.68	7,672.13	7,363.93	7,248.10	5,954.23	78,310
Concession Fees	4,015.08	2,590.27	1,934.64	2,341.60	2,520.77	3,237.75	4,575.36	4,251.76	4,177.83	3,535.74	3,767.37	3,083.69	40,032
Miscellaneous Income	6,106.08	3,660.45	5,745.04	3,590.43	3,913.54	6,608.67	8,326.80	7,177.72	7,189.39	10,967.77	8,019.90	6,743.05	78,049
Total Income	$112,256.50	$86,555.89	$74,544.61	$81,979.11	$82,869.08	$113,721.63	$145,935.03	$135,212.87	$136,884.19	$129,832.66	$127,060.55	$102,874.90	$1,329,727.02
Weather Totals	6 rain	8 rain/1 closed	10 rain/1 closed	9 rain & freeze	12 weather days	8 rain/ice	2 rain	6 rain	6 rain	4 Rain	3 rain	7 rain	81/2
Income Per Round	$35.28	$33.85	$33.51	$33.28	$36.12	$36.09	$38.26	$36.89	$36.53	$36.42	$36.72	$35.66	$35.94

FY 2012 - 2013													
	October	November	December	January	February	March	April	May	June	July	August	September	YTD Totals
Rounds played	3,018	2,701	2,244	1,888	2,550	3,207	2,986	3,685	3,335	3,481	3,654	2,915	35,664
Tournament Rounds	252	138	0	156	92	179	440	90	350	0	82	40	1,819
Range buckets	1,225	1,124	943	806	1180	1569	1345	1471	1206	1,262	1,355	1,008	14,494
Star Memberships	4,350.00	4,050.00	4,230.00	4,880.00	3,660.00	6,850.00	4,510.00	5,280.00	6,030.00	4,150.00	4,640.00	3,455.00	56,085
Green Fees	86,691.45	77,195.74	66,045.80	50,321.20	74,964.54	94,102.73	89,278.09	100,813.49	94,131.86	98,224.36	100,669.60	78,876.70	1,011,316
Tournament Fees	8,655.62	5,338.38	0.00	4,745.00	2,760.00	2,766.50	15,348.30	3,910.50	12,267.00	0.00	3,755.00	1,350.00	60,896
Range Fees	5,976.93	5,252.15	4,365.00	4,511.84	6,538.66	8,935.26	7,721.35	8,554.73	7,279.42	6,721.38	7,694.45	5,895.41	79,447
Sales of Merchandise	8,211.11	6,279.45	5,291.47	5,096.26	7,156.90	6,303.31	7,527.24	9,687.40	8,406.51	7,139.90	8,140.62	6,834.45	86,075
Concession Fees	4,346.28	3,229.36	2,428.81	2,219.61	2,973.60	3,707.31	4,715.23	4,243.94	4,231.43	3,478.68	3,953.92	3,033.14	42,561
Miscellaneous Income	8,632.04	7,495.90	5,620.06	5,243.28	4,711.82	7,607.33	7,745.64	10,292.53	8,570.49	10,133.72	10,472.34	6,591.64	93,117
Total Income	$126,863.43	$108,840.98	$87,981.14	$77,017.19	$102,765.52	$130,272.44	$136,845.85	$142,782.59	$140,916.71	$129,848.04	$139,325.93	$106,036.34	$1,429,496.16
Weather Totals	1 rain	2 rain/1 closed	6 rain/1 closed	11 rain	6 rain	1 rain	5 rain	3 rain/2 maint.	1 rain	8 rain	3 rain	4 rain	51/4
Income Per Round	$37.47	$36.91	$37.32	$35.29	$37.51	$36.45	$38.63	$36.42	$36.60	$36.11	$36.05	$34.71	$36.64

FY 2011 - 2012													
	October	November	December	January	February	March	April	May	June	July	August	September	YTD Totals
Rounds played	3,197	2,584	2,384	2,523	1,930	3,094	3,742	3,759	3,335	3,037	3,316	3,149	36,050
Tournament Rounds	252	220	0	71	119	58	456	311	301	115	21	109	2,033
Range buckets	1,348	1,116	979	1137	689	1472	1821	1605	1467	927	1,191	1,227	14,979
Star Memberships	3,450.00	2850.00	3420.00	4720.00	3215.00	5015.00	6740.00	5690.00	4950.00	3890.00	4847.00	3675.00	52,462
Green Fees	86,961.06	75,789.86	66,383.52	70,031.71	49,635.21	86,204.47	109,812.57	101,462.44	96,117.30	84,902.59	89,724.88	87,838.57	1,004,864
Tournament Fees	6,976.00	8,911.01	0.00	2,125.00	3,870.00	2,446.00	16,031.00	12,603.07	10,326.00	4,672.24	882.00	3,847.00	72,689
Range Fees	6,802.86	5,318.24	4,844.98	5,507.43	3,280.61	7,335.68	9,617.08	7,870.86	7,048.26	5,095.15	5,629.80	6,001.17	74,352
Sales of Merchandise	7,610.47	6,144.44	8,357.47	5,799.85	5,647.97	8,602.16	13,579.42	15,595.32	11,351.62	9,054.05	8,974.84	7,509.52	108,227
Concession Fees	3,829.49	2,640.15	2,549.98	2,739.64	1,954.47	3,838.73	5,659.13	5,245.18	4,728.65	3,673.72	3,812.72	4,014.84	44,687
Miscellaneous Income	7,053.00	6,609.23	8,529.79	7,177.18	8,492.85	9,448.03	10,858.82	11,964.72	14,350.84	8,464.58	10,883.66	10,891.51	114,724
Total Income	$122,682.88	$108,262.93	$94,085.74	$98,100.81	$76,096.11	$122,890.07	$172,298.02	$160,431.59	$148,872.67	$119,752.33	$124,754.90	$123,777.61	$1,472,005.66
Weather Totals	1 rain	4 rain/1 closed	7 rain/1 closed	6 rain	8 rain	8 rain	3 rain	2 rain/2 maint.	4 rain	10 rain	3 rain	6 rain	62/4
Income Per Round	$34.57	$37.59	$38.03	$36.00	$35.57	$37.40	$39.44	$38.02	$39.58	$36.76	$35.93	$36.86	$37.27

Jersey Meadow Golf Course
Monthly Report

FY 2010 - 2011													
	October	November	December	January	February	March	April	May	June	July	August	September	YTD Totals
Rounds played	3,643	2,534	2,366	2,179	2,297	3,312	3,522	3,690	3,179	3,526	3,029	3,338	36,615
Tournament Rounds	294	68	20	22	77	176	468	193	273	0	30	63	1,684
Range buckets	1,510	1,058	916	888	1274	1876	2048	1770	1257	1,472	1,083	1,135	16,287
Star Memberships	3075.00	2952.50	3835.00	2320.00	3520.00	3860.00	6380.00	6930.00	5710.00	4695.00	4460.00	3375.00	51,113
Green Fees	101,562.24	67,761.92	64,035.46	61,557.60	65,186.16	91,510.28	102,436.44	105,157.54	88,722.13	100,567.92	79,639.48	92,029.90	1,020,167
Tournament Fees	9,094.00	2,664.00	600.00	880.00	2,545.00	6,039.00	17,102.50	7,620.00	9,933.00	0.00	1,330.50	3,087.00	60,895
Range Fees	7,443.85	5,011.14	4,410.23	4,189.24	5,695.23	8,978.85	10,252.89	8,390.40	6,227.00	6,703.44	5,361.79	5,459.55	78,124
Sales of Merchandise	6,734.53	4,917.85	6,226.12	4,002.56	4,432.63	7,361.35	9,508.45	9,991.97	8,419.59	7,303.99	6,060.27	6,186.80	81,146
Concession Fees	3,581.73	1,901.35	1,982.47	1,769.18	1,796.90	3,822.67	4,904.61	4,531.72	3,851.24	3,425.06	2,734.75	3,382.25	37,684
Miscellaneous Income	7,687.65	5,445.04	6,054.75	3,064.49	3,199.22	6,996.28	8,449.28	10,103.68	13,433.44	8,449.96	7,207.17	8,411.14	88,502
Total Income	$139,179.00	$90,653.80	$87,144.03	$77,783.07	$86,375.14	$128,568.43	$159,034.17	$152,725.31	$136,296.40	$131,145.37	$106,793.96	$121,931.64	$1,417,630.32
Weather Totals	0 rain	5 rain/1 closed	6 rain/2 closed	16 rain	7 rain/freeze	3 rain/close	0 rain	1 rain	1 rain	5 rain	0 rain	4 rain	48/3
Income Per Round	$34.57	$33.71	$34.92	$34.29	$34.90	$35.75	$38.26	$37.55	$37.83	$35.86	$33.45	$34.86	$35.68

FY 2009 - 2010													
	October	November	December	January	February	March	April	May	June	July	August	September	YTD Totals
Rounds played	2,787	2,676	1,560	1,793	1,627	2,733	3,109	3,650	3,115	2,694	3,108	2,819	31,671
Tournament Rounds	176	56	18	50	39	210	630	318	191	106	224	140	2,158
Range buckets	774	1,042	403	577	732	1294	1704	1732	1117	743	1,176	1,028	12,322
Star Memberships	2700.00	2850.00	2325.00	2960.00	3035.00	4750.00	5025.00	5805.00	5885.00	3555.00	4535.00	2805.00	46,230
Green Fees	78,163.14	72,799.20	43,991.37	47,155.91	42,930.20	71,732.46	84,216.76	101,977.53	83,465.56	76,115.18	82,571.47	76,588.52	861,707
Tournament Fees	6,126.00	2,824.80	444.78	2,135.00	1,642.00	6,486.04	21,182.46	11,408.00	6,786.00	2,475.00	5,375.00	4,874.24	71,759
Range Fees	4,345.85	5,197.37	1,815.11	2,687.57	3,608.29	6,477.58	8,578.17	9,026.51	5,391.05	3,714.83	6,032.45	5,152.87	62,028
Sales of Merchandise	4,941.78	5,032.06	5,025.00	5,026.29	3,846.26	7,538.45	10,722.17	10,200.46	7,924.24	7,138.28	8,416.68	6,215.64	82,027
Concession Fees	2,803.45	2,170.75	1,164.27	1,396.99	1,314.78	2,360.74	3,573.23	3,373.94	2,942.60	2,415.79	2,542.38	2,559.23	28,618
Miscellaneous Income	4,127.54	5,618.95	4,115.81	4,023.44	3,989.91	7,178.92	8,167.90	10,002.32	14,955.42	7,893.33	9,647.04	7,796.88	87,517
Total Income	$103,207.76	$96,493.13	$58,881.34	$65,385.20	$60,366.44	$106,524.19	$141,465.69	$151,793.76	$127,349.87	$103,307.41	$119,120.02	$105,992.38	$1,239,887.19
Weather Totals	12 rain	4 rain/1 closed	16rain/1 closed	12 rain&freeze	9 rain	5 rain	5 rain	3 rain	6 rain	14 rain	3 rain	7 rain	96/2
Income Per Round	$33.92	$34.28	$35.84	$33.87	$34.41	$34.58	$36.49	$36.79	$36.74	$35.63	$34.39	$34.87	$35.29

FY 2008 - 2009													
	October	November	December	January	February	March	April	May	June	July	August	September	YTD Totals
Rounds played	3,073	2,824	2,263	2,903	2,765	3,064	3,454	4,292	3,705	3,492	3,553	2,971	38,359
Tournament Rounds	436	217	40	59	166	172	253	621	222	90	182	274	2,732
Range buckets	1,473	1,336	896	1501	1283	1482	1808	2449	1747	1,442	1,568	1,234	18,219
Star Memberships	3,675.00	2,175.00	2,850.00	3,300.00	3,375.00	2,625.00	4,725.00	5,600.00	4,875.00	4,275.00	3,900.00	3,375.00	44,750
Green Fees	85,378.23	81,782.92	63,107.88	85,114.72	75,556.66	83,037.88	98,381.09	118,199.30	101,442.89	92,519.10	97,926.16	79,959.42	1,062,406
Tournament Fees	16,915.15	8,620.00	1,734.00	1,618.25	5,782.56	5,966.00	7,105.22	24,132.78	9,199.52	3,574.37	3,384.00	11,096.02	99,128
Range Fees	7,543.82	6,492.82	4,726.70	7,260.72	6,467.39	7,234.18	9,423.98	12,183.42	8,925.09	7,124.29	8,068.39	6,298.10	91,749
Sales of Merchandise	7,680.45	5,845.06	5,749.02	6,175.08	7,378.24	7,647.01	8,649.23	9,469.04	9,003.92	7,768.97	8,691.51	6,723.18	90,781
Concession Fees	3,646.01	2,257.19	1,771.73	2,303.93	2,331.45	2,416.99	3,417.68	4,094.73	3,271.77	3,054.93	2,968.04	2,587.46	34,122
Miscellaneous Income	9,671.94	7,325.63	7,825.08	7,667.00	9,325.27	6,641.10	7,269.75	10,287.23	14,040.61	12,834.43	10,524.28	7,107.67	110,520
Total Income	$134,510.60	$114,498.62	$87,764.41	$113,439.70	$110,216.57	$115,568.16	$138,971.95	$183,966.50	$150,758.80	$131,151.09	$135,462.38	$117,146.85	$1,533,455.63
Weather Totals	4 rain	3 rain/1 closed	5 rain/1 closed	3 rain	4 rain	9 rain	5 rain	0 rain	1 rain	4 rain	3 rain	7 rain	48/2
Income Per Round	$37.29	$36.94	$36.87	$37.18	$36.45	$34.90	$36.21	$36.31	$37.15	$35.42	$35.22	$35.06	$36.23

Jersey Meadow Golf Course
Monthly Report

FY 2007 - 2008													
	October	November	December	January	February	March	April	May	June	July	August	September	YTD Totals
Rounds played	3,192	2,480	2,736	2,093	2,660	3,294	3,571	3,931	3,740	3,937	3,454	2,602	37,690
Tournament Rounds	671	239	52	14	136	92	633	403	236	25	22		2,523
Range buckets	1,319	1,048	1046	670	1139	1692	2003	1847	1599	1,598	1,235	1,143	16,339
Star Memberships	1,125.00	1,550.00	1,725.00	2,325.00	3,450.00	7,350.00	3,300.00	5,100.00	6,125.00	7,275.00	4,725.00	3,200.00	47,250
Green Fees	85,660.56	66,972.27	79,060.69	60,368.18	75,060.02	96,735.43	98,765.00	112,642.50	104,126.56	105,197.39	97,231.84	74,327.25	1,056,148
Tournament Fees	20,010.12	8,577.00	1,944.01	626.00	4,597.00	3,000.95	19,915.27	14,606.25	8,681.00	808.25	1,249.00		84,015
Range Fees	6,998.33	5,620.11	5,594.84	3,316.53	5,701.59	8,831.93	10,254.45	10,181.57	8,019.81	7,948.89	6,211.84	5,264.15	83,944
Sales of Merchandise	6,323.97	6,795.17	7,157.44	4,211.03	5,220.90	8,454.32	8,533.52	10,289.47	9,891.12	8,167.06	8,573.44	4,885.10	88,503
Concession Fees	2,720.64	2,116.80	1,881.42	1,429.58	2,044.44	2,845.78	3,576.02	4,247.24	3,361.53	3,120.31	3,078.02	2,131.87	32,554
Miscellaneous Income	3,649.17	3,294.29	2,554.38	2,735.65	4,626.10	4,846.64	11,084.79	12,245.83	14,991.62	10,154.55	10,227.21	6,841.60	87,252
Total Income	$126,487.79	$94,925.64	$99,917.78	$75,011.97	$100,700.05	$132,065.05	$155,429.05	$169,312.86	$155,196.64	$142,671.45	$131,296.35	$96,649.97	$1,479,664.60
Weather Totals	4 rain	4 rain/1 closed	5 rain/1 closed	9 rain	5 rain	5 rain	1 rain	2 rain	8 rain	6 rain	10 rain	6 closed-Ike	65/2
Income Per Round	$32.45	$34.34	$35.22	$34.50	$34.78	$36.83	$36.19	$37.89	$37.49	$34.17	$36.41	$35.91	$35.62

FY 2006 - 2007													
	October	November	December	January	February	March	April	May	June	July	August	September	YTD Totals
Rounds played	2,568	2,743	2,148	1,634	2,112	2,933	3,492	3,239	2,647	2,625	2,954	2,977	32,072
Tournament Rounds	831	241			78	167	365	163	506	17	83	354	2,805
Range buckets	852	1,017	619	328	632	1329	1282	1032	828	573	963	1,334	10,789
Star Memberships	825.00	1,125.00	900.00	1,200.00	2,025.00	2,550.00	2,025.00	2,025.00	2,700.00	1,925.00	1,950.00	2,850.00	22,100
Green Fees	75,052.08	77,054.99	61,958.41	46,047.63	56,727.00	82,002.01	99,339.96	89,832.90	74,158.69	70,256.48	77,765.35	86,213.98	896,409
Tournament Fees	26,126.45	8,229.66			2,340.00	5,984.52	12,937.27	5,764.00	18,891.57	544.00	2,336.64	15,028.00	98,182
Range Fees	4,486.00	5,059.11	2,966.69	1,641.14	3,305.97	6,574.96	6,450.73	5,493.95	4,170.50	2,964.69	4,660.35	6,313.05	54,087
Sales of Merchandise	5,756.99	6,144.51	4,545.42	2,018.11	4,485.95	7,001.69	6,762.30	7,439.75	7,492.20	5,128.58	6,279.02	5,522.72	68,577
Concession Fees	2,753.47	1,831.77	849.49	837.97	1,471.62	2,361.81	3,116.86	2,325.47	2,603.71	1,741.09	2,161.42	2,346.82	24,402
Miscellaneous Income	2,861.56	2,584.60	3,755.19	2,290.00	2,423.00	3,468.25	5,474.79	5,195.82	5,667.66	9,645.66	4,445.60	4,146.88	51,959
Total Income	$117,861.55	$102,029.64	$74,975.20	$54,034.85	$72,778.54	$109,943.24	$136,106.91	$118,076.89	$115,684.33	$92,205.50	$99,598.38	$122,421.45	$1,215,716.48
Weather Totals				15 rain/cold	6 rain/cold	5 rain	3 rain	9 rain	12 rain	15 rain	4 rain	1 rain	
Income Per Round	$34.43	$33.82	$34.49	$32.33	$32.31	$34.64	$34.76	$34.11	$35.83	$34.17	$32.15	$35.90	$34.22

FY 2005 - 2006													
	October	November	December	January	February	March	April	May	June	July	August	September	YTD Totals
Rounds played	3,071	2,326	2,455	2,571	2,094	3,000	3,817	3,241	2,760	2,838	3,056	3,060	34,289
Tournament Rounds	342	372	122	14	123	275	216	303	254	214	107	273	2,615
Range Buckets	1,348	854	1,032	863	754	1,468	1,666	1,125	915	958	1,123	1,143	13,249
Star Memberships	825.00	750.00	525.00	1,950.00	975.00	1,500.00	1,598.00	945.00	1,785.00	2,250.00	750.00	1,095.00	14,948
Green Fees	83,308.78	64,013.19	68,822.00	67,352.18	54,583.70	78,298.53	106,519.47	83,888.84	74,680.30	78,797.17	77,376.73	81,821.30	919,462
Tournament Fees	11,166.20	11,292.59	4,058.00	623.00	5,168.84	8,581.15	7,073.12	8,324.82	6,950.00	5,527.00	3,878.00	10,384.78	83,028
Range Fees	6,370.11	4,580.34	5,192.32	4,300.89	3,572.44	6,376.90	7,462.75	5,430.79	4,506.92	4,860.93	5,547.94	5,670.09	63,872
Sales of Merchandise	6,352.08	4,710.74	5,973.00	5,587.32	4,895.17	5,634.42	7,388.88	6,373.86	6,177.10	5,357.32	6,436.83	6,133.67	71,020
Concession Fees	2,790.10	1,842.23	1,655.27	1,581.45	1,144.16	1,846.17	2,892.01	2,455.09	2,292.43	1,865.99	2,056.32	2,395.12	24,816
Miscellaneous Income	1,592.00	3,000.28	1,843.00	1,676.00	1,660.18	1,954.00	6,361.74	8,579.88	5,424.63	5,062.01	4,973.97	2,453.64	44,581
Total Income	$112,404.27	$90,189.37	$88,068.59	$83,070.84	$71,999.49	$104,191.17	$139,295.97	$115,998.28	$101,816.38	$103,720.42	$101,019.79	$109,953.60	$1,221,728.17
Weather Totals													
Income Per Round	$32.69	$33.15	$33.97	$31.38	$32.04	$31.36	$34.14	$32.46	$33.19	$33.25	$31.70	$32.66	$32.70

Jersey Meadow Golf Course
Monthly Report

FY 2004 - 2005													
	October	November	December	January	February	March	April	May	June	July	August	September	YTD Totals
Rounds played	3,118	2,006	2,531	2,293	1,589	2,474	3,064	2,758	2,956	2,912	2,893	2,488	31,082
Tournament Rounds	277	106	70	3	36	150	277	408	263	57	60	110	1,817
Range buckets	0	665	1163	891	476	1101	1550	1293	1226	748	1,068	852	11,033
Star Memberships	480.00	0.00	675.00	2,181.00	675.00	2,100.00	2,850.00	1,950.00	1,725.00	1,500.00	1,425.00	1,050.00	16,611
Green Fees	74,189.66	51,783.51	62,571.20	59,311.24	41,562.60	66,557.58	85,036.07	71,311.04	74,745.97	77,384.45	71,587.00	62,165.00	798,205
Tournament Fees	12,244.20	4,070.00	2,690.00	350.00	1,362.23	4,532.00	8,260.76	13,663.66	9,030.60	2,289.01	2,365.00	4,048.00	64,905
Range Fees	360.00	2,817.98	3,872.64	3,668.49	2,028.03	4,701.63	6,928.84	6,292.07	6,066.74	3,544.83	4,894.00	4,313.66	49,489
Sales of Merchandise	4,790.63	2,674.76	6,274.93	4,686.93	3,987.02	5,930.59	8,513.16	6,768.94	6,379.57	8,554.90	6,392.00	4,394.00	69,347
Concession Fees	2,886.22	3,589.83			916.00	1,535.00	2,196.04	2,163.80	2,638.75	2,088.86	2,074.00	1,650.00	21,739
Miscellaneous Income	180.00	60.00	1,401.00	930.00	727.00	1,408.00	2,183.09	2,724.00	6,716.64	3,941.67	4,276.00	12,914.17	37,462
Total Income	$95,130.71	$64,996.08	$77,484.77	$71,127.66	$51,257.88	$86,764.80	$115,967.96	$104,873.51	$107,303.27	$99,303.72	$93,013.00	$90,534.83	$1,057,758.19
Weather Totals						10 R; 20 S	2R; 28 S	3R; 28S	30S; No R	12R; 19 S	7R; 25 S	4R; 26S	
Income Per Round	$27.88	$30.77	$29.53	$30.03	$31.13	$32.27	$33.86	$32.51	$32.80	$32.94	$31.02	$34.44	$31.65

FY 2003 - 2004													
	October	November	December	January	February	March	April	May	June	July	August	September	Totals
Rounds played	2,838	2,605	2,735	2,186	1,829	2,824	3,261	3,203	1,952	0	0	3,841	27,274
Tournament Rounds	582	317	12	29	240	140	370	153	82	32	0	537	1,912
Range buckets	1,247	1124	1015	614	512	903	1746	1431	576	0	0	0	9,168
Star Memberships	880.00	485.00	617.00	2,840.00	1,620.00	2,485.00	2,810.00	1,670.00	50.00	0.00	0.00	1,220.00	$14,677.00
Green Fees	70,103.87	65,595.91	64,691.42	52,796.04	43,975.88	66,495.18	81,103.98	82,362.52	25,167.00	0.00	0.00	77,631.05	629,922.85
Tournament Fees	18,430.40	10,762.40	464.40	1,015.00	2,747.00	3,595.00	3,718.50	5,235.00	2,912.21	2,956.16	0.00	11,150.00	62,986.07
Range Fees	4,026.35	3,865.34	3,230.29	2,270.18	1,911.88	3,048.27	6,152.89	5,249.27	1,827.36	0.00	0.00	175.00	31,756.83
Sales of Merchandise	5,129.89	4,224.64	7,198.84	4,165.57	4,035.75	5,954.69	7,510.77	5,908.66	4,261.91	424.55	0.00	6,037.47	54,852.74
Concession Fees	2,013.15	3,492.29	2,560.00	1,977.00	1,731.20	1,740.36	2,485.45	2,965.09	3,108.38	0.00	0.00	81.92	22,154.84
Miscellaneous Income	2,240.00	1,920.00	1,323.00	1,275.00	1,640.00	840.82	499.00	953.00	3,285.75	250.00	0.00	192.00	14,418.57
Total Income	$102,823.66	$90,345.58	$80,084.95	$66,338.79	$57,661.71	$84,159.32	$104,280.59	$104,343.54	$40,612.61	$3,630.71	$0.00	$96,487.44	$830,768.90
Income Per Round	$29.81	$30.75	$28.93	$28.67	$27.09	$27.56	$27.95	$30.59	$19.94	$0.00	$0.00	$21.76	$27.96

FY 2002 - 2003													
	October	November	December	January	February	March	April	May	June	July	August	September	Totals
Rounds played	2,637	3,056	2,275	2,460	1,777	3,199	3,900	4,354	3,915	3,647	3,280	2,557	37,057
Tournament Rounds	0	159	0	0	188	138	66	287	62	59	17	248	1,224
Range buckets	843	1084	861	752	415	1256	2003	1941	1532	1,500	1,529	1,232	14,948
Star Memberships	400.00	300.00	1,115.00	7,465.00	3,578.00	4,420.00	5,205.00	3,990.00	2,610.00	1,895.00	1,790.00	805.00	$33,573.00
Green Fees	59,060.50	83,865.33	59,280.09	57,262.20	41,843.58	76,659.46	100,788.23	107,607.15	95,050.74	82,944.99	78,205.60	59,952.70	902,520.57
Tournament Fees	10,519.97	5,164.20	0.00	0.00	2,598.97	4,602.65	1,840.00	10,473.00	1,550.00	2,130.00	595.00	8,425.00	47,898.79
Range Fees	2,136.97	3,105.58	2,242.99	2,007.38	990.85	3,100.81	5,061.68	4,843.09	3,583.54	3,625.44	5,109.22	3,918.18	39,725.73
Sales of Merchandise	4,852.77	5,794.15	4,434.45	2,578.44	2,578.83	5,989.11	6,515.03	7,535.29	5,503.11	5,638.05	5,540.26	3,653.07	60,612.56
Concession Fees	3,692.00	3,146.00	2,056.00	2,079.00	1,494.00	2,970.00	2,969.95	3,999.34	5,224.34	3,331.06	3,097.78	2,473.09	36,532.56
Miscellaneous Income	1,650.00	1,860.00	2,265.00	1,419.00	1,695.00	2,130.00	2,550.00	2,805.00	6,380.00	6,588.00	2,295.00	2,160.00	33,797.00
Total Income	$82,312.21	$103,235.26	$71,393.53	$72,811.02	$54,779.23	$99,872.03	$124,929.89	$141,252.87	$119,901.73	$106,152.54	$96,632.86	$81,387.04	$1,154,660.21
Income Per Round	$31.06	$32.02	$30.89	$26.56	$26.06	$28.60	$30.19	$29.58	$29.49	$28.13	$28.77	$28.73	$29.29

Jersey Meadow Golf Course
Monthly Report

FY 2001 - 2002													
	October	November	December	January	February	March	April	May	June	July	August	September	Totals
Rounds played	3,203	3,061	2,774	2,800	2,969	3,734	4,385	4,735	4,182	4,139	3,580	3,592	43,154
Tournament Rounds													
Range buckets	1,388	1,374	844	1,261	1,316	1,897	2,131	2,143	1,818	1,813	1,506	1,476	18,967
Star Memberships				3,075.00	1,650.00	2,275.00	1,725.00	1,125.00	725.00	550.00	775.00	950.00	$12,850.00
Green Fees/Cart Fees	72,224.98	77,087.14	65,224.37	68,447.62	70,028.61	91,055.04	111,535.50	119,348.59	104,195.50	104,907.23	89,569.50	79,854.95	1,053,479.03
Tournament Fees	17,967.54	10,416.85	1,552.00	0.00	3,741.00	2,498.00	12,004.42	6,740.00	2,220.70	0.00	1,919.00	17,433.92	76,493.43
Range Fees	3,924.83	3,699.12	2,181.79	3,236.49	3,508.36	4,850.70	5,791.90	5,805.72	4,675.54	4,822.48	4,043.98	3,696.75	50,237.66
Sales of Merchandise	7,501.72	7,470.10	8,574.76	4,093.24	4,597.56	8,690.81	7,429.96	7,877.93	8,103.63	5,589.34	5,526.70	4,663.97	80,119.72
Concession Fees	4,471.00	3,728.00	2,457.00	850.00	4,046.00	3,656.00	4,778.00	4,932.00	4,636.00	4,331.00	3,382.00	2,992.00	44,259.00
Miscellaneous Income					3,348.03	10.00		2,115.00	5,080.00	1,880.00	1,860.00	3,030.00	17,323.03
Total Income	$106,090.07	$102,401.21	$79,989.92	$75,777.35	$90,919.56	$113,035.55	$143,264.78	$147,944.24	$129,636.37	$122,080.05	$107,076.18	$112,621.59	$1,334,761.87
Income Per Round	$33.12	$33.45	$28.84	$27.37	$30.07	$29.66	$32.28	$31.01	$30.83	$29.36	$29.69	$31.09	$30.63

FY 2000 - 2001													
	October	November	December	January	February	March	April	May	June	July	August	September	Totals
Rounds played	3,632	2,387	2,224	1,526	2,087	2,196	3,929	3,482	3,097	3,564	3,433	3,480	35,037
Tournament Rounds													
Range buckets				567	755	1,194	1,757	1,498	1,293	1,252	1,229	1,218	10,763
Green Fees/Cart Fees	100,532.00	59,091.00	57,691.00	42,849.85	53,215.20	55,637.91	108,176.93	93,704.77	79,608.10	86,599.86	76,676.57	82,458.86	$896,242.05
Tournament Fees	19,585.00	7,087.00	6,235.00	0.00	0.00	4,107.87	9,607.00	14,018.50	332.64	792.00	2,186.00	4,023.02	67,974.03
Range Fees	6,702.00	3,778.00	3,198.00	2,365.14	3,229.47	5,533.59	7,552.85	6,458.97	5,754.22	5,431.94	4,280.78	3,776.78	58,061.74
Sales of Merchandise	19,858.00	4,548.00	5,884.00	3,055.92	2,960.74	8,316.70	9,143.74	7,896.28	7,636.53	6,951.08	8,554.69	6,491.01	91,296.69
Concession Fees	285.00	808.00	417.00	1,726.00	2,278.00	2,982.00	4,942.00	3,701.00	3,099.00	3,441.00	3,256.00	3,505.00	30,440.00
Miscellaneous Income	-571.00	3,254.00	2,407.00										
Total Income	$146,391.00	$78,566.00	$75,832.00	$49,996.91	$61,683.41	$76,578.07	$139,422.52	$125,779.52	$96,430.49	$103,215.88	$94,954.04	$100,254.67	$1,144,014.51
Income Per Round	$40.31	$32.91	$34.10	$32.76	$29.56	$34.87	$35.49	$36.12	$31.14	$28.96	$27.66	$28.81	$32.65

Notes:
1. October, November, December 2000 Golf Course under private management contract. City took over management January 1, 2001.
2. Green Fees and Cart Fees combined into one fee beginning January 2002.
3. Food and drinks contracted out to private vendor as of January 2001.
4. Star Membership program began in January 2002.
5. FY 2000 -2001 - records in Smith Systems Software, no printouts available and the software is offline.
6. Concession Fees shown in time period of purchase, not when received.
7. Income/Round: Income does not include Star Memberships; Rounds includes Rounds Played and Tournament Rounds.
8. Miscellaneous Income includes: Cart fee, Handicap Service, Leagues, expired Gift Certificates, Miscellaneous merchandise and Junior Camp.
9. As of April, 2016, Leagues are accounted for in Rounds played and in Green Fees.
10. FY 2016-2017 - Line Item added: Club Rental.
11. Abbreviations: W-weather RO-rain out CM-course maintenance TT-temporary tees H-holiday
12. Miscellaneous Income changed to Miscellaneous Fees FY 2016-2017 per Finance.

CITY OF JERSEY VILLAGE, TEXAS
STATEMENT OF REVENUES, EXPENSES AND CHANGES IN FUND NET ASSET
GOLF COURSE FUND
August 31, 2017
Fiscal Year October 1, 2016 thru September 30, 2017
Unaudited

OPERATING REVENUES	**August 2017**	**FISCAL YEAR TO DATE**
Charges for Services	79,103	1,139,351
Total Operating Revenue	$79,103	$1,139,351
OPERATING EXPENSES		
Personal services	55,657	790,910
Supplies	10,534	123,724
Repairs and Maintenance	5,054	37,366
Contractual Services	3,216	70,614
Other	15,006	227,345
Depreciation	27,475	302,226
Total Operating Expenses	$116,942	$1,552,185
Operating Income (Loss)	($37,839)	($412,834)
NON OPERATING REVENUES		
Interest and investment revenue	428	3,026
FEMA	22,463	22,463
Miscellaneous Revenue	0	0
	$22,891	$25,489
Total non operating revenue (expenses)	$22,891	$25,489
Income (loss) before contributions and transfers		
Transfers In	346,171	346,171
Transfers out	155,604	155,604
Change in net assets	**$175,619**	**($196,778)**
Total net assets beginning of the year		**$2,932,961**
Total net assets end of the year**		**$2,736,183**

**** These are preliminary non-audited numbers**

CITY COUNCIL MEETING PACKET FOR SEPTEMBER 18, 2017

**

Golf Course Fund
For the period ended August 31, 2017

	Adopted Budget	Current Budget	YTD Actual	% of Actual compared to Budget	Projections
Revenue					
Fees & Charge for Services	1,441,290.00	1,441,290.00	1,139,351.68	79.05%	1,300,000.00
Interest Earned	1,000.00	1,000.00	3,026.04	302.60%	3,500.00
Interfund Activity	346,171.00	346,171.00	346,171.00	0.00%	346,171.00
Miscellaneous Revenue	-		-	0.00%	-
Other Agency Revenue	-	-	22,462.50	0.00%	22,462.50
Total Revenue	1,788,461.00	1,788,461.00	1,511,011.22	84.49%	1,672,133.50
Expenditures					
Club House	750,215.00	750,215.00	637,375.32	84.96%	750,215.00
Course Maintenance	827,071.00	827,071.00	597,826.62	72.28%	827,071.00
Building Maintenance	58,500.00	58,500.00	42,929.04	73.38%	58,500.00
Capital Improvement	52,500.00	82,450.00	47,356.62	0.00%	82,450.00
Equipment Maintenance	100,175.00	100,175.00	80,076.07	79.94%	100,175.00
Total Expenditures	1,788,461.00	1,818,411.00	1,405,563.67	77.30%	1,818,411.00

JERSEY MEADOW GOLF COURSE

Social Media Summary Report - August 2017

8/1/2017 - 8/31/2017 9/1/2017

Facebook

Page Likes	Change	Posts	Reach
351	13	31	18,965

Twitter

Followers	Change	Tweets	Impressions
30	0	2	224

Instagram

Followers	Change	Posts	Interactions
28	0	0	0

No activity

Avg. Rating	Reviews	Responses
3	7	0

No activity

Google Plus

Avg. Rating	Reviews	Responses
4.1	35	0

Golf Advisor

Avg. Rating	Reviews	Responses
4	4	0

4 stars: no comment

4 stars: no comment

Trip Advisor

Avg. Rating	Reviews	Responses
3.5	113	0

CITY OF JERSEY VILLAGE
MEMORANDUM

TO: AUSTIN BLEESS, CITY MANAGER

SUBJECT: PARKS & RECREATION – JUNE REPORT

DATE: SEPTEMBER 1, 2017

Golf Course

Operations: For the month of August, the course brought in $53,137 in green fees and $8,650 in tournament play. According to the Monthly Report, the course has played 2,057 rounds of golf and 310 rounds in tournament play. The income per round is $32.64. There were 6 weather days, 5 rainouts. Hurricane Harvey impacted this. There was $7,315 in merchandise sales.

Teaching Programs: The teaching programs have been well received this summer. The final one was the week of August 14th.

Maintenance:
Weeds: Applying herbicides as necessary to greens, surrounds, tees and driving range.

Greens: Star tining, double verticutting and fertilizing greens every 3 weeks.

Aerification: Complete for 2017.

Projects: The clubhouse renovation study is in progress.

Parks & Recreation

Park Maintenance:
The Parks crew continues to maintain all of the green space throughout the City.

The pool closed on August 25 in preparation for Harvey. The decision was made to not reopen it this season.

We have signed the contact for the wayfinding as approved by Council last month. We also signed the GolfNow Contract as approved by Council.
The Dog Park Design was completed and sent to HCFCD for their approval. We were anticipating that back by mid-September, but that may be delayed given Hurricane Harvey.

Facility Maintenance:

CITY COUNCIL MEETING PACKET FOR SEPTEMBER 18, 2017

The new air conditioner as approved by Council in August should be installed in September.

Events:
The Farmer's Market continues to be a success. There was a tremendous turnout at the August market despite the rain. The next market is on October 1st from noon to 3. We are at capacity for vendors and have a waiting list.

Fall Frolic has been planned for October 20th.
Holiday in the Village will be held on December 10th.

Address	Violation	Red Tag	Letter Mailed	Date
15509 Lakeview	Tree stump removal		x	7/21/2017
15513 Shanghai	Trash cans visible		x	7/21/2017
0 Lakeview	No Solicitors Permit	x		7/21/2017
16218 Tahoe	Vehicle on street over 24 hours	x		7/21/2017
16309 Tahoe	Tree trimming required		x	7/22/2017
15901 Jersey	High grass and weeds		x	7/22/2017
16210 Lakeview	Yard maintenance required	x		7/22/2017
15509 Lakeview	Limbs and branches in r.o.w violation	x		7/22/2017
16006 Singapore	Jet ski parked-stored over 7 days		x	7/25/2017
15409 Chichester	Utility trailer stored on driveway		x	7/25/2017
16105 Singapore	No Mechanical Permit	x		7/25/2017
15409 Leeds	Items on driveway. Blight		x	7/26/2017
15302 Jersey	No Bagster Permit	x		7/26/2017
15421 Chichester	No Plumbing Permit	x		7/26/2017
15441 Chichester	Vacant lot maintenance		x	7/27/2017
15606 Congo	Utility trailer stored on driveway		x	7/27/2017
18 Oakmont Ct.	Recycle cont. at curb after 7am	x		7/27/2017
92 Cherry Hills	Recycle cont. at curb after 7am	x		7/27/2017
15830 NW Frwy	Building/sign maintenance required		x	7/28/2017
2 Oakmont Ct	Vacant lot maintenance reqd.		x	7/28/2017
8522 Wynd Vllge	No POD Permit	x		7/28/2017
0 Village Dr	Vacant lot maintenance		x	7/28/2017
8640 Jones	Excess number of banners	x		7/28/2017
15302 Ashburton	No Roof Permit	x		7/28/2017
16060 Dillard	Lot maintenance required		x	8/1/2017
0 NW Frwy	Vacant lot maintenance reqd		x	8/1/2017
6 Augusta Ct	Trash cans visible		x	8/1/2017
8655 Jones	Mowing required	x		8/1/2017
15509 Lakeview	Tree stump and limb removal		x 2nd	8/2/2017
16021 Wall St	Junked Vehicle		x	8/2/2017
16310 Congo	Realtor sign in city r.o.w.	x		8/2/2017
15418 Mauna Loa	Expired Bagster Permit	x		8/2/2017
15913 Seattle	Box trailer parked-stored		x	8/3/2017
16313 Delozier	Fence maintenance required		x	8/3/2017
16009 Wall	Yard waste at curb too early	x		8/3/2017
15913 Seattle	Yard maintenance required	x		8/7/2017
15910 Singapore	Realtor sign in city r.o.w.	x		8/7/2017
15609 Singapore	Realtor sign in city r.o.w.	x		8/7/2017
16214 Lakeview	Trash at curb too early for pickup	x		8/7/2017
8219 Jones	Vacant lot maintenance reqd		x	8/8/2017
15913 Seattle	Yard maintenance required		x	8/8/2017
8301 Jones	Vacant lot maintenance reqd		x	8/8/2017
15413 Leeds	Realtor sign in city r.o.w.	x		8/9/2017
15701 Acapulco	Yard waste at curb too early	x		8/9/2017
15713 Acapulco	Yard waste at curb too early	x		8/9/2017
15909 Seattle	Utility trailer stored on driveway		x	8/9/2017
15817 Acapulco	No Tent Permit	x		8/10/2017
15909 Acapulco	Yard waste at curb too early	x		8/10/2017
15529 Shanghai	Yard maintenance required		x	8/10/2017
15910 Seattle	Realtor sign in city r.o.w.	x		8/11/2017
15514 Shanghai	No Fence Permit	x		8/11/2017

15817 Acapulco	Box trailer parked-stored		x	8/11/2017
15901 Jersey	Items on driveway. Blight	x		8/11/2017
16410 Crawford	Recycle cont. at curb after 7am	x		8/15/2017
16018 Seattle	Realtor sign in city r.o.w.	x		8/15/2017
15418 Leeds	Box trailer parked-stored	x		8/15/2017
16426 Delozier	Yard maintenance required	x		8/15/2017
16102 Crawford	Contractor sign no workers	x		8/16/2017
8713 Wydm Vllge	Realtor sign in city r.o.w.	x		8/16/2017
8410 Achgill	Trash container visible		x	8/16/2017
16001 Kube	Gooseneck trailer parked-stored	x		8/16/2017
16401 Delozier	Utility trailer stored on driveway		x	8/17/2017
15509 Lakeview	Tree stump removal required		x	8/17/2017
16102 Congo	Boat parked-stored over 7 days		x	8/17/2017
8301 N. Tahoe	Trash at curb too early for pickup	x		8/17/2017
16214 Koester	Trash cans visible		x	8/18/2017
15706 Honolulu	Vehicle parked on unpaved surface		x	8/18/2017
16426 Delozier	Junked vehicle		x	8/18/2017

City of Jersey Village

Social Media Summary Report

September 2017

Statistics are for the month of August 2017

Facebook

Page Likes	New Likes	Posts	Page Reach	Page Engagement
803	453	111	73,634	8,956

Twitter

Followers	New Followers	Tweets	Impressions	Profile Visits
134	109	90	29,400	1,590

Constant Contact

Campaigns	Emails	Open Rate	Click Through Rate
3	1,299	661	17%

Nextdoor

Posts	Thanks
15	173

CITY COUNCIL MEETING PACKET FOR SEPTEMBER 18, 2017

MINUTES OF THE REGULAR MEETING OF THE CITY COUNCIL OF THE CITY OF JERSEY VILLAGE, TEXAS, HELD ON AUGUST 21, 2017 AT 7:00 P.M. IN THE CIVIC CENTER, 16327 LAKEVIEW, JERSEY VILLAGE, TEXAS.

A. CALL TO ORDER AND ANNOUNCE A QUORUM IS PRESENT

The meeting was called to order by Mayor Ray at 7:07 p.m. with the following present:

Mayor, Justin Ray
Council Member, Andrew Mitcham
Council Member, Greg Holden
Council Member, Bobby Warren
Council Member, Sheri Sheppard
Council Member, Gary Wubbenhorst

City Manager, Austin Bleess
City Secretary, Lorri Coody
City Attorney, Leah Hayes

Staff in attendance: Eric Foerster, Chief of Police; Mark Bitz, Fire Chief; Isabel Kato, Finance Director; and Kevin T. Hagerich, Public Works Director.

B. INVOCATION AND PLEDGE OF ALLEGIANCE

1. **Prayer and Pledge by Pastor Vern Howard, Foundry United Methodist Church.**

C. CITY OF JERSEY VILLAGE CRIME CONTROL AND PREVENTION DISTRICT

1. **Receive the adopted fiscal year 2017-2018 budget from the Jersey Village Crime Control and Prevention District (CCPD).**

   Council received submission of the 2017-2018 fiscal year approved budget from the Jersey Village Crime Control and Prevention District (JVCCPD) through the Board's Secretary, Lorri Coody.

2. **Conduct a public hearing on the Jersey Village Crime Control and Prevention District's budget for the fiscal year 2017-2018.**

   Mayor Ray opened the public hearing at 7:10 p.m. in order to give all interested parties the right to appear and be heard on the adopted fiscal year 2017-2018 Crime Control and Prevention District budget that had previously been submitted to Council by the Jersey Village Crime Control and Prevention District (JVCCPD) Directors for Council's approval.

   Mayor Ray called upon Chief of Police, Eric Foerster, to give a summary of the 2017-2018 JVCCPD budget. Chief Foerster explained that the budget being presented includes the following 2017-2018 supplementals:

DRAFT

CITY COUNCIL MEETING PACKET FOR SEPTEMBER 18, 2017

JERSEY VILLAGE CRIME CONTROL AND PREVENTION DISTRICT
SUPPLEMENTAL EXPENDITURES
FY 2017-2018

	50-27-3523 Other Equipment	50-27-3505 Supplies	50-27-6572 Special Equipment	50-27-6573 Computer Equipment	50-27-6598 Equipment Purchase Contribut.	50-27-5523 Crime Control Personnel	50-27-6580 Repairs Police Building	TOTAL
Taser Supplies	$ 3,000.00							$ 3,000.00
Radar Unit	$ 4,000.00							$ 4,000.00
Handheld AFIS	$ 2,600.00							$ 2,600.00
Medical Supplies		$ 1,000.00						$ 1,000.00
Lydar			$ 3,500.00					$ 3,500.00
COBAN				$ 193,000.00				$ 193,000.00
Patrol Vehicles					$ 56,000.00			$ 56,000.00
Crime Control Personnel						$ 152,319.00		$ 152,319.00
Video Surveillance System 18 cameras Police Department				$ 6,450.00				$ 6,450.00
Police Department Network Storage				$ 3,000.00				$ 3,000.00
Police Department Building Repairs							$ 33,000.00	$ 33,000.00
Total	$ 9,600.00	$ 1,000.00	$ 3,500.00	$ 202,450.00	$ 56,000.00	$ 152,319.00	$ 33,000.00	$ 457,869.00

With no one signing up to speak on the 2017-2018 JVCCPD budget, Mayor Ray closed the public hearing at 7:11 p.m. and called the next item on the agenda.

3. Consider Resolution No. 2017-60, adopting the Jersey Village Crime Control and Prevention District's Budget for fiscal year 2017-2018.

With no discussion on the matter, Council Member Sheppard moved to approve Resolution No. 2017-60, adopting the Jersey Village Crime Control and Prevention District's Budget for fiscal year 2017-2018. Council Member Mitcham seconded the motion. The vote follows:

Ayes: Council Members Mitcham, Holden, Warren, Sheppard, and Wubbenhorst

Nays: None

The motion carried.

RESOLUTION NO. 2017-60

A RESOLUTION OF THE CITY COUNCIL OF THE CITY OF JERSEY VILLAGE, TEXAS, APPROVING THE FISCAL YEAR 2017-2018 CRIME CONTROL AND PREVENTION DISTRICT BUDGET

D. CITIZENS COMMENTS

Citizens who have signed a card and wish to speak to the City Council will be heard at this time. In compliance with the Texas Open Meetings Act, unless the subject matter of the presentation is on the agenda, the City staff and City Council Members are prevented from discussing the subject

DRAFT

CITY COUNCIL MEETING PACKET FOR SEPTEMBER 18, 2017

and may respond only with statements of factual information or existing policy. Citizens are limited to five (5) minutes for their presentation to the City Council.

Fred Ziehe, 8409 Hawaii Lane, Jersey Village, Texas (713) 870-4162 – Mr. Ziehe spoke to the bypass and the slope of the bypass. He presented City Council with several pictures showing the bypass. He stated he has a video of the flow but also presented "still" shots. He explained each slide and how the water flowed from the storm on August 8, 2017 and concluded that the lack of flow was not what he expected. The Dannenbaum Report shows 48 percent of the flow goes into the bypass. Harris County Flood Control says the bypass should take about 1/3rd of the flow. He stated that the design is responsible for the slow flow.

Laurel Calkins, 16001 Wall Street, Jersey Village, Texas (713) 466-1122 – Ms. Calkins told City Council that she is looking forward to the flood study discussions. She is interested in the plan for moving forward and the type of public funding that is available for the proposed projects. She also told City Council that she would like information on how homes were chosen for the "buy out" and elevation programs. Ms. Calkins also spoke to the Jersey Village Crossing lawsuit and expressed her desire to know what is paid for a settlement in this case.

Tammy Sanford, 15314 Philippine Street, Jersey Village, Texas (281) 808-1906 – When called to speak, Ms. Sanford chose not to speak at this time.

Trey Sanford, 15314 Philippine Street, Jersey Village, Texas (281) 808-1906 – When called to speak, Mr. Sanford chose not to speak at this time.

Frank Maher, 16514 St. Helier Street, Jersey Village, Texas (713) 376-3151 – Mr. Maher spoke to City Council about the Taylor Road facility. He stated that this facility needs to be replaced and sited the following reasons:

1. The facility has no public sewer;
2. It floods;
3. It is located on the other side of US HWY 290, and most work is on this side of US HWY 290;
4. It is a safety hazard and a waste of time for staff to move equipment back and forth from the south side of US HWY 290; and
5. When a storm is forecasted, equipment is staged on the north side of US HWY 290.

Because of these reasons, Mr. Maher believes that a new location for this facility is needed. He presented Council with several alternative locations and asked that these locations be considered as they are better choices for locating this facility.

Joshua Butler, 1200 Post Oak Blvd. #2611, Houston, Texas 77056 (713) 805-8185 – Mr. Butler told City Council that he is a candidate for the US Congress in Texas' 7th District. He introduced himself and told City Council that he has visited with several Jersey Village residents in order to learn what is needed for this community. He believes it is time for all government to be more proactive concerning flooding. He is a candidate on the democratic ticket.

DRAFT

CITY COUNCIL MEETING PACKET FOR SEPTEMBER 18, 2017

REGULAR MEETING OF THE CITY COUNCIL
CITY OF JERSEY VILLAGE, TEXAS – August 21, 2017

Michael Brown, 16025 Wall Street, Jersey Village, Texas (713) 937-3123 – Mr. Brown is disappointed that City Council will not fund channel improvements. He felt that the TIRZ appointment notice could have been posted in more places in order to better inform residents. He spoke to the flooding of homes and golf course spending. He prefers a detention pond over a berm at the golf course, and he is not in favor of the club house remodeling project.

Mark Maloy, 7803 Hamilton Circle, Jersey Village, Texas (713) 553-8625 – Mr. Maloy expressed his concerns with the flood study final report. He does not believe the report's findings that the expansion of US HWY 290 and the future development of Jersey Crossing are not going to increase flooding for Jersey Village residents on the south side of US HWY 290. He also voiced several questions concerning flooding to the Council and noted that he has asked these questions on several occasions and has had no response.

E. CLOSE THE REGULAR SESSION

Mayor Ray closed the Regular Session at 7:38 p.m. to convene into Executive Session pursuant to the Texas Open Meetings Act, Government Code Section 551.071– Consult with Attorney.

F. EXECUTIVE SESSION

1. **Consult with Attorney pursuant to the Texas Open Meetings Act Section 551.071 regarding Cause No. 1061305; *Jones Road Holding Ltd. vs. City of Jersey Village, Texas;* County Civil Court at Law No. 2, Harris County, Texas.**
2. **Consult with Attorney pursuant to the Texas Open Meetings Act Section 551.071 regarding Cause No. 1074704; *Jones Road Project Ltd. vs. City of Jersey Village, Texas;* County Civic Court at Law No. 3, Harris County, Texas.**

G. ADJOURN EXECUTIVE SESSION

Mayor Ray adjourned the Executive Session at 8:02 p.m. and reconvened the Regular Session, stating that no final actions, decisions, or votes were had during the Executive session.

H. CITY MANAGER'S REPORT

City Manager Bleess gave his report as follows:

1. **Monthly Fund Balance Report, Enterprise Funds Report, Governmental Funds Report, Property Tax Collection Report – June 2017, General Fund Budget Projections as of July 2017, and Utility Fund Budget Projections – July 2017**
2. **Open Records Requests – Non-Police**
3. **Fire Departmental Report and Communication Division's Monthly Report**
4. **Police Activity Report, Warrant Report, Investigations/Calls for Service Report, Staffing/Recruitment Report, and Police Open Records Requests**
5. **Municipal Court Collection Report, Municipal Court Activity Report, Municipal Court Courtroom Activity Report, Speeding and Stop Sign Citations within Residential Areas Report, and Court Proceeds Comparison Report**

DRAFT

CITY COUNCIL MEETING PACKET FOR SEPTEMBER 18, 2017

6. **Public Works Departmental Report and Construction and Field Projects Update**
7. **Golf Course Monthly Report, Golf Course Financial Statement Report, Golf Course Budget Summary, Golf Course Social Media Summary Report, and Parks and Recreation Departmental Report**
8. **Report from Code Enforcement**
9. **City Social Media Summary Report**

I. CONSENT AGENDA

The following items are considered routine in nature by the City Council and will be enacted with one motion and vote. There will not be separate discussion on these items unless requested by a Council Member, in which event the item will be removed from the Consent Agenda and considered by separate action.

1. **Consider approval of the Minutes for the Regular Session Meeting held on July 17, 2017 and the Work Session Meetings held on July 18, 2017 and July 19, 2017**.

2. **Consider Resolution No. 2017-61, authorizing the City Manager to execute a one (1) year contract extension with Wells Fargo Bank for depository services.**

3. **Consider Resolution No. 2017-62, authorizing the City Manager to renew the interlocal agreement with Harris County Public Health Services for animal control services for a one (1) year period beginning October 14, 2017 and ending October 13, 2018.**

Council Member Mitcham moved to approve items 1 through 3 on the consent agenda. Council Member Sheppard seconded the motion. The vote follows:

Ayes: Council Members Mitcham, Holden, Warren, Sheppard, and Wubbenhorst

Nays: None

The motion carried.

J. REGULAR AGENDA

1. **Discuss and take appropriate action regarding matters discussed in Executive Session concerning Cause No. 1061305; *Jones Road Holding Ltd. vs. City of Jersey Village, Texas* and Cause No. 1074704; *Jones Road Project Ltd. vs. City of Jersey Village, Texas*.**

   Austin Bleess, City Manager, introduced the item. The City Council has heretofore met in Executive Session to discuss with the City Attorney the following items:

   F1. Consult with Attorney pursuant to the Texas Open Meetings Act Section 551.071 regarding Cause No. 1061305; *Jones Road Holding Ltd. vs. City of Jersey Village, Texas;* County Civil Court at Law No. 2, Harris County, Texas. *City Attorney*

DRAFT

CITY COUNCIL MEETING PACKET FOR SEPTEMBER 18, 2017

F2. Consult with Attorney pursuant to the Texas Open Meetings Act Section 551.071 regarding Cause No. 1074704; *Jones Road Project Ltd. vs. City of Jersey Village, Texas;* County Civic Court at Law No. 3, Harris County, Texas. *City Attorney*

This item is to consider action, if any, on the items discussed in Executive Session.

With limited discussion on the matter, Council Member Warren moved to approve the settlement in Cause No. 1061305; *Jones Road Holding Ltd. vs. City of Jersey Village, Texas,* in the amount of $85,000.00; to authorize the City Manager and the City Attorney to finalize non-substantive settlement agreement terms and conditions; and to authorize the City Manager to execute the final agreement documents on behalf of the City of Jersey Village. Council Member Wubbenhorst seconded the motion. The vote follows:

Ayes: Council Members Mitcham, Holden, Warren, Sheppard, and Wubbenhorst

Nays: None

The motion carried.

2. Consider Resolution No. 2017-63, receiving the Long-Term Recovery Plan developed by Dannenbaum Engineering Corporation for the purpose of reducing the impact of flooding in Jersey Village.

Kevin T. Hagerich, Director of Public Works, introduced the item. Background information is as follows: On August 15, 2016, City Council, in adopting Resolution 2016-32, approved a contract for consulting services with Dannenbaum Engineering Corporation to develop a Long-Term Recovery Plan for the City of Jersey Village.

Phase I of the study included: (1) Citizen input; (2) Surveying; and (3) Gathering of available data.

Phase II included: (1) Rapid Assessment; (2) H&H Modeling; (3) Non-structural Alternatives (Buyouts, Home Elevation, Demolition/Rebuild); and (4) Structural Alternatives (Bridge Improvements, Channel Improvements E100-00-00 and E127-00-00, Golf Course Detention, Bypass Improvements).

Phase III included: (1) Preferred Solution Modeling; (2) Benefit-Cost Estimates; (3) Funding Sources Research; and (4) Final Report Preparation.

This Agenda item is to receive the Long-Term Recovery Final Report as prepared by Dannenbaum Engineering Corporation.

With limited discussion on the matter, Council Member Mitcham moved to approve Resolution No. 2017-63, receiving the Long-Term Recovery Plan developed by Dannenbaum Engineering Corporation for the purpose of reducing the impact of flooding in Jersey Village. Council Member Holden seconded the motion. The vote follows:

DRAFT

CITY COUNCIL MEETING PACKET FOR SEPTEMBER 18, 2017

Ayes: Council Members Mitcham, Holden, Warren, Sheppard, and Wubbenhorst

Nays: None

The motion carried.

RESOLUTION NO. 2017-63

A RESOLUTION OF THE CITY COUNCIL OF THE CITY OF JERSEY VILLAGE, TEXAS, RECEIVING THE LONG-TERM RECOVERY PLAN DEVELOPED BY DANNENBAUM ENGINEERING CORPORATION FOR THE PURPOSE OF REDUCING THE IMPACT OF FLOODING IN JERSEY VILLAGE.

3. Discuss and take appropriate action regarding the Long-Term Recovery Plan submitted by Dannenbaum Engineering in order to determine the next course of action for the Flood Recovery Operations.

Kevin T. Hagerich, Director of Public Works, introduced the item. Background information is as follows: On August 15, 2016, City Council, in adopting Resolution 2016-32, approved a contract for consulting services with Dannenbaum Engineering to develop a Long-Term Recovery Plan for the City of Jersey Village.

On August 21, 2017 the City Council have received the Long Term Recovery Plan from Dannenbaum Engineering.

This agenda item is to discuss the Long-Term Recovery Plan submitted by Dannenbaum Engineering in order to determine the next course of action for Flood Recovery Operations.

In connection with same, Staff recommends that the City request Dannenbaum Engineering to provide a Statement of Qualification for Professional Services that includes a Scope of Work and Cost Estimates for the Berm Project (CIP) and merges into the scope of work the following projects:

1) Golf Course Irrigation Project (CIP)
2) Fence (P&R Funding)
3) Latrine Relocation (P&R Funding)

Council discussed Staff's recommendation. There was discussion about channel improvements and how these improvements are affected by Harris County Flood Control District (HCFCD) who will not permit improvements until all the work has been done downstream. It was pointed out that HCFCD does not need to approve the berm that is proposed for the Jersey Meadow Golf Course.

There was discussion about the process for moving forward with Staff's recommendation. City Attorney Hayes explained that the Government Code permits a Statement of Qualifications and a Statement of Work on this type of work without going out for bid. However, the proposer must give a Statement of Qualifications. Staff's recommendation

DRAFT

to continue with Dannenbaum will save money since they already have an understanding of what is needed. Additionally, it was pointed out that the City Engineer will oversee Wall Street reconstruction. The money for both the berm and Wall Street has been appropriated in the 2017-2018 City Budget.

Council also discussed the timeline for these projects. Staff explained that the berm will be constructed first and then the Wall Street improvements.

Mayor Ray explained that if all four (4) components outlined in the Flood Plan Study are met for a 100 year flood event, fewer homes will flood. Accordingly, City Council has budgeted the berm and Wall Street construction as a first step.

Council discussed the home elevation and buy out programs. City Manager Bleess briefly outlined the steps involved in the process and stated that these projects will be considered on a future agenda. He also explained how the homes were selected for these programs.

With no further discussion on the matter, Council Member Wubbenhorst moved to approve Staff's recommendation that the City request Dannenbaum Engineering to provide a Statement of Qualification for Professional Services that includes a Scope of Work and Cost Estimates for the Berm Project (CIP) and merges into the scope of work the following projects:

1) Golf Course Irrigation Project (CIP)
2) Fence (P&R Funding)
3) Latrine Relocation (P&R Funding)

Council Member Warren seconded the motion. The vote follows:

Ayes: Council Members Mitcham, Holden, Warren, Sheppard, and Wubbenhorst

Nays: None

The motion carried.

4. Consider Resolution No. 2017-64, setting the maximum proposed ad valorem tax rate; setting dates for any necessary public hearings on the proposed tax rate; and setting the date City Council will adopt the fiscal year 2017-2018 ad valorem tax rate.

Isabel Kato, Finance Director, introduced the item. Background information is as follows: During the 2013 Legislative Session, SB 1510 was passed which requires that municipalities change the notice requirements for the truth in taxation process.

In the past, municipalities were required to publish multiple notices at different stages/dates during the truth in taxation process. These notices included the Notice of Effective and Rollback Tax Rates, the Notice of Public Hearings on Tax Increase, and Notice of Tax Revenue Increase.

DRAFT

CITY COUNCIL MEETING PACKET FOR SEPTEMBER 18, 2017

SB 1510 combined all the notices into one notice. However, the new law requires that the new notice be published in the City's Official Newspaper not later than September 1. Since meeting the September 1 deadline proved problematic for some cities, HB1953 was passed during the 2015 Legislative Session. HB 1953 provides that the notice is to be published not later than the later of September 1 or the 30th day after the first date that the taxing unit has received its certified appraisal rolls. The effective date of HB 1953 is January 1, 2016.

Nonetheless, since the very first sentence of the new notice states "A tax rate of $ _____ per $100 valuation has been proposed for adoption by the governing body," it is appropriate that City Council set a "maximum" **proposed** tax rate. The proposed Resolution accomplishes same.

In approving this Resolution, Council is NOT setting the tax rate for FY 2017-2018, as that will be accomplished during the October 16, 2017 meeting. Approving the Resolution merely states that City Council will not exceed a tax rate of 0.742500 cents per $100 taxable value. Additionally, the vote approving the Resolution must be a record vote.

With no discussion on the matter, Council Member Mitcham moved to approve Resolution No. 2017-64, setting the maximum proposed ad valorem tax rate; setting dates for any necessary public hearings on the proposed tax rate; and setting the date City Council will adopt the fiscal year 2017-2018 ad valorem tax rate. Council Member Wubbenhorst seconded the motion. The record vote follows:

Council Member Mitcham:	Aye
Council Member Holden:	Aye
Council Member Warren:	Aye
Council Member Sheppard:	Aye
Council Member Wubbenhorst:	Aye

The motion carried:

RESOLUTION NO. 2017-64

A RESOLUTION OF THE CITY COUNCIL OF THE CITY OF JERSEY VILLAGE, TEXAS, SETTING THE MAXIMUM PROPOSED AD VALOREM TAX RATE; SETTING DATES FOR ANY NECESSARY PUBLIC HEARINGS ON PROPOSED TAX RATE; AND SETTING THE DATE CITY COUNCIL WILL ADOPT THE FISCAL YEAR 2017-2018 AD VALOREM TAX RATE.

5. **Consider Ordinance No. 2017-31, amending the Code Of Ordinances of the City of Jersey Village, Texas, by amending Article II Hotel Occupancy Tax, Section 62-41 "Definitions", and Section 62-42 "Levy rate", increasing the tax levied within the City to seven percent, and providing for a levy and collection of a two percent Hotel Occupancy Tax within the City's extraterrorial jurisdiction; providing a severability clause; and providing a penalty as provided by section 1-8 of the Code.**

DRAFT

CITY COUNCIL MEETING PACKET FOR SEPTEMBER 18, 2017

Austin Bleess, City Manager, introduced the item. Background information is as follows: In 1984, City Council adopted Ordinance No. 84-30, which added Chapter 62, Article II, HOTEL OCCUPANCY TAX, to provide for the levy and collection of hotel occupancy taxes at a rate of four percent (4%). It did not provide for collection in the City's extra territorial jurisdiction.

This item it to increase the hotel occupancy tax levied to seven percent (7%) and provide for levy and collection of hotel occupancy taxes in our extra territorial jurisdiction at the rate of two percent (2%).

With limited discussion on the matter, Council Member Holden moved to approve Ordinance No. 2017-31, amending the Code Of Ordinances of the City of Jersey Village, Texas, by amending Article II Hotel Occupancy Tax, Section 62-41 "Definitions", and Section 62-42 "Levy rate", increasing the tax levied within the City to seven percent, and providing for a levy and collection of a two percent Hotel Occupancy Tax within the City's extraterritorial jurisdiction; providing a severability clause; and providing a penalty as provided by section 1-8 of the Code. Council Member Wubbenhorst seconded the motion. The vote follows:

Ayes: Council Members Mitcham, Holden, Warren, Sheppard, and Wubbenhorst

Nays: None

The motion carried.

ORDINANCE NO. 2017-31

AN ORDINANCE OF THE CITY OF JERSEY VILLAGE, TEXAS, AMENDING THE CODE OF ORDINANCES OF THE CITY OF JERSEY VILLAGE, TEXAS, BY AMENDING ARTICLE II HOTEL OCCUPANCY TAX, SECTIONS 62-41 "DEFINITIONS", AND SECTION 62-42 "LEVY;RATE", INCREASING THE TAX LEVIED WITHIN THE CITY TO SEVEN PERCENT, AND PROVIDING FOR A LEVY AND COLLECTION OF A TWO PERCENT HOTEL OCCUPANCY TAX WITHIN THE CITY'S EXTRATERRITORIAL JURISDICTION; PROVIDING A SEVERABILITY CLAUSE; AND PROVIDING A PENALTY AS PROVIDED BY SECTION 1-8 OF THE CODE.

6. Consider Resolution No. 2017-65, authorizing the conversion to LED Street Lights in Jersey Village and authorizing the City Manager to execute all contract documents necessary to accomplish the same.

Austin Bleess, City Manager, introduced the item. Background information is as follows: We have the opportunity to convert the streetlights in Jersey Village to LED Street Lights. CenterPoint Energy will convert existing street lights to LED for which satisfactory replacements are available. The City will continue to pay the same monthly maintenance rates as the existing high pressure sodium, metal halide, and mercury vapor lighting. However, customers will see 40-50% reduction in energy consumption. For example, an

DRAFT

CITY COUNCIL MEETING PACKET FOR SEPTEMBER 18, 2017

underground 100W HPS street light costs $12.92/month to maintain and consumes 38KWH per month. The replacement underground 45W LED street light costs $12.92/month to maintain, but only consumes 17KWH per month. When fully converted to LED Street lights our monthly costs should go from approximately $2,500 per month to $1,500 per month, savings of approximately $12,000 a year.

CenterPoint may request recovery of the expenses associated with converting the lights to LED through either a distribution capital recovery factor application under Public Utility Commission of Texas Substantive Rule 25.243 or other rate proceeding. The exact method and duration for the recovery has not been determined, so they are unable to provide the future cost. Typically, it is a small charge applied to every customer's bill for a defined time-period. Once the costs are collected, the charge is removed.

The schedule is for two years due to the 300+ decorative lights. We do not have an LED substitute for them yet, but this should allow time.

With limited discussion on the matter, Council Member Warren moved to approve Resolution No. 2017-65, authorizing the conversion to LED Street Lights in Jersey Village and authorizing the City Manager to execute all contract documents necessary to accomplish the same. Council Member Wubbenhorst seconded the motion. The vote follows:

Ayes: Council Members Mitcham, Holden, Warren, Sheppard, and Wubbenhorst

Nays: None

The motion carried.

RESOLUTION NO. 2017-65

A RESOLUTION OF THE CITY COUNCIL OF THE CITY OF JERSEY VILLAGE, TEXAS, AUTHORIZING THE CONVERSION TO LED STREET LIGHTS IN JERSEY VILLAGE AND AUTHORIZING THE CITY MANAGER TO EXECUTE ALL CONTRACT DOCUMENTS NECESSARY TO ACCOMPLISH THE SAME.

7. Consider Resolution No. 2017-66, authorizing the City Manager to enter into a contract with Clark Condon Associates for the Wayfinding/Branding Master Plan.

Austin Bleess, City Manager, introduced the item. Background information is as follows: In 2016 the City of Jersey Village adopted a Comprehensive Plan. This plan was the result of hours of community input and involvement and identified recommendations and strategies that would shape the future of the City. Community character was identified as a high priority in the Comprehensive Plan. The purposes of the Jersey Village Wayfinding, and Branding Master Plan are as follows:

1) To implement the following concepts defined in Chapter 7 of the City of Jersey Village 2016 Comprehensive plan:

DRAFT

CITY COUNCIL MEETING PACKET FOR SEPTEMBER 18, 2017

a. **Highlight the City's image as a special community by enhancing the visual character of the city's commercial areas and community entrances.**
   1. Improve the character of corridor character throughout the community.
   2. Improve the City's entrances with landscaping and monumentation.
   3. Prepare a landscape master plan for the design of City entrances with a consistent, identifiable character.
   4. Create a sense of place and maximize the visual appeal of the Highway 290 corridor.
   5. Design and implement Hwy 290 gateways according to TxDOT standards to highlight the entrance to the City.
b. **Preserve, protect, and enhance the city's identity and sense of community by implementing wayfinding improvements throughout the city.**
   1. Create a consistent, identifiable signage design throughout the city.
   2. Conduct a wayfinding signage master plan to explore potential thematic signs unique to the City to include street signs, directional, and facility signs.
c. **Upgrade City's logo and branding.**
   1. Explore potential logo application to proposed city entrance signage.

The City of Jersey Village advertised Requests for Qualifications (RFQ) for this project and received responses from six qualified landscape architecture firms. City staff from different departments reviewed the proposals independently and unanimously chose Clark Condon Associates for their relevant experience, quality and proposed work plan.

The original proposal brought forward by City staff at the June meeting was discussed and then brought to a workshop in July where the scope was reduced from the original proposal. The Parks & Recreation Department has received a revised proposal from Clark Condon Associates, which features the scope items broken down by cost. The proposal includes four items including A) Project start-up, visioning workshop and public engagement; B) Improved Gateways and Entrances; C) Wayfinding/Signage and; D) Final Presentations and Booklet.

Although Clark Condon has refined the scope and reduced the fees accordingly, the proposal exceeds the original supplemental amount by $5,000 plus reimbursable expenses; however funds are available to cover the additional costs.

Should Council choose to reduce the proposed fees to meet the supplemental amount, a scope item would need to be removed. If City Council would like to reduce the scope, staff recommends that item "C, wayfinding and signage" be eliminated given that item "B, improved gateways and entrances" is the item that City Council stresses as the most important. This would reduce the contract amount to $41,000 plus reimbursable expenses.

Council engaged in discussion. The original proposal which was approximately $150,000 was reduced down to $60,000. The Council discussed the removal of certain items, including the logo from the scope. Some felt it might be wise to delay wayfinding until a

DRAFT

CITY COUNCIL MEETING PACKET FOR SEPTEMBER 18, 2017

new logo has been designed and approved. Other members did not want to delay this project. This prompted further discussion about the logo design, which was initially too expensive so it was excluded from this scope of work. Staff pointed out that should the Council wish to move forwarded with the logo work, it will need to be handled separately. Some members felt that a whole branding package may not be necessary and that the current logo only needed to be updated/improved. Council also discussed signage design. Some felt that signage must also be taken into consideration with the logo design. Staff will review the logo and bring back to City Council at a later date if necessary.

With no further discussion on the matter, Council Member Warren moved to approve Resolution No. 2017-66, authorizing the City Manager to enter into a contract with Clark Condon Associates for the Wayfinding/Branding Master Plan. Council Member Wubbenhorst seconded the motion. The vote follows:

Ayes: Council Members Mitcham, Holden, Warren, Sheppard, and Wubbenhorst

Nays: None

The motion carried.

RESOLUTION NO. 2017-66

A RESOLUTION OF THE CITY COUNCIL OF THE CITY OF JERSEY VILLAGE, TEXAS, AUTHORIZING THE CITY MANAGER TO ENTER INTO A CONTRACT WITH CLARK CONDON ASSOCIATES FOR THE WAYFINDING/BRANDING MASTER PLAN.

8. Consider Resolution No. 2017-67, authorizing the City Manager to negotiate a contract with GolfNow for point of sale technology, after hour's phone answering services, website development, and electronic on-line booking and tee sheets for Jersey Meadow Golf Course.

Austin Bleess, City Manager, introduced the item. Background information is as follows: The Jersey Meadow Golf Course uses a contractor for point of sale technology, after hour's phone answering services, website development, and electronic on-line booking and tee sheets. The current three-year contract, with EZ Links terminates in August of this year. The Golf Course pays for this service with two "trade times" per day.

A single "Trade Time" is defined as four (4) individual 18-hole rounds (with cart) per day or one hundred twenty (120) individual 18-hole rounds (with cart) per month made available for sale by the contractor for its own benefit. Jersey Meadow Golf Course sets parameters on the trade times such as the lowest cost and times of day that trade times are made available. These times are not necessarily times that would have been booked otherwise.

DRAFT

The Jersey Meadow Golf Course has received a proposal from GolfNow for similar services in exchange for two "trade times" per day. In addition, GolfNow will reimburse the Golf Course up to $10,000 for any technology modifications that need to be made. The IT Administrator is recommending that technology modifications be made in order to improve the Golf Course system, which will be covered by the $10,000. There are no additional costs to the City for services. After speaking with GolfNow about their contract terms, they agree with removing the auto-renewal portion of their contract as requested by City Council. Jersey Meadow is already working with GolfNow to sell tee times through their system for the exchange of one trade time per day. This trade time has led to the generation of $130,875 in revenue since May 2016. We are not able to tell from the data if these are new players or existing players. The proposed agreement adds one additional trade time.

At the June City Council meeting, the Parks & Recreation Department was asked to provide the City Council additional information on a "cash option" in order to aid in the decision making process for this contract. For the same services listed above, GolfNow would charge a setup fee of approximately $11,000 and a monthly fee of approximately $2,250 per month ($27,000 per year). In addition, there will need to be some network changes made by the IT Department, which will cost approximately $10,000. The total first year budgetary impact will be $48,000 and subsequent years would be $27,000 per year. This amount would need to be added as a supplemental in next year's budget as there are not budgeted funds to cover this expense. There may be some offset in income from rounds, but golf course staff do not anticipate they will cover the full cost of the system.

Jersey Meadow Golf Course believes that the trade time option is more beneficial than the cash option because most of the rounds being traded are weekday rounds, which may have not been sold.

The Parks & Recreation Department requests that City Council discuss the options and authorize the City Manager to negotiate a contract with GolfNow based on those discussions.

Council engaged in discussion about the GolfNow Services. Some members wanted to know how many rounds are booked on-line under the current contract and how much did that cost. Basically the charge for the service is eight (8) rounds per day. This led to discussion about the criteria for how the times are being traded. Staff explained that the goal is to sell rounds that are not booked. The utilization rate with GolfNow is 45 to 60 percent. Some members were concerned that the GolfNow rounds would be sold first.

With no further discussion, Council Member Wubbenhorst moved to approve Resolution No. 2017-67, authorizing the City Manager to negotiate a contract with GolfNow for point of sale technology, after hour's phone answering services, website development, and

DRAFT

CITY COUNCIL MEETING PACKET FOR SEPTEMBER 18, 2017

electronic on-line booking and tee sheets for Jersey Meadow Golf Course. Council Member Mitcham seconded the motion. The vote follows:

Ayes: Council Members Mitcham, Holden, Warren, Sheppard, and Wubbenhorst

Nays: None

The motion carried.

RESOLUTION NO. 2017-67

A RESOLUTION OF THE CITY COUNCIL OF THE CITY OF JERSEY VILLAGE, TEXAS, AUTHORIZING THE CITY MANAGER TO NEGOTIATE A CONTRACT WITH GOLFNOW FOR POINT OF SALE TECHNOLOGY, AFTER HOUR'S PHONE ANSWERING SERVICES, WEBSITE DEVELOPMENT, AND ELECTRONIC ON-LINE BOOKING AND TEE SHEETS FOR JERSEY MEADOW GOLF COURSE.

9. Consider Resolution No. 2017-68, authorizing the City Manager to enter into a contract with Brown & Root, in the amount of $32,037.00, for the removal and complete replacement of a 7-ton air conditioning unit at City Hall.

Austin Bleess, City Manager, introduced the item. Background information is as follows: The large air-conditioning unit in the oldest part of City Hall is not working. One of the outside condenser units has failed completely and, as a result, the unit is only providing half of the cooling power and putting additional load on the other working unit. The air handler in the ceiling above the public works admin is an older unit and is not working well. Additional, temporary units have been added to try to maintain a level of comfort for employees and visitors.

This project has not been budgeted for this fiscal year. However, $30,000 remains unspent in the facilities account that was earmarked for a facility study and assessment. Because City Council does not want to undertake the facility study and assessment, City staff recommends using those dollars for the air conditioner this fiscal year instead of budgeting it for next fiscal year. There is a total of $36,144 in that line item that remains unspent.

Accordingly, staff has obtained a proposal from Brown & Root for the removal and complete replacement of the 7-ton air conditioning unit at City Hall in the amount of $32,037.00. This proposal includes adding an access point in the hallway for more convenient maintenance as well as redirecting the ducts for a more efficient system.

The proposed vendor is currently listed as a National IPA contractor (contract #R160402), and the City of Jersey Village participates in the National Intergovernmental Purchasing Alliance.

Council engaged in limited discussion about buy board contracts versus local quotes. They also discussed and reviewed the scope of work. With no further discussion on the matter,

DRAFT

CITY COUNCIL MEETING PACKET FOR SEPTEMBER 18, 2017

Council Member Sheppard moved to approve Resolution No. 2017-68, authorizing the City Manager to enter into a contract with Brown & Root, in the amount of $32,037.00, for the removal and complete replacement of a 7-ton air conditioning unit at City Hall. Council Member Wubbenhorst seconded the motion. The vote follows:

Ayes: Council Members Mitcham, Holden, Warren, Sheppard, and Wubbenhorst

Nays: None

The motion carried.

RESOLUTION NO. 2017-68

A RESOLUTION OF THE CITY COUNCIL OF THE CITY OF JERSEY VILLAGE, TEXAS, AUTHORIZING THE CITY MANAGER TO ENTER INTO A CONTRACT WITH BROWN & ROOT, IN THE AMOUNT OF $32,037.00, FOR THE REMOVAL AND COMPLETE REPLACEMENT OF A 7-TON AIR CONDITIONING UNIT AT CITY HALL.

10. **Consider Ordinance No. 2017-32, amending Chapter 70, Utilities, Article IV Telecommunications, and Chapter 58 Streets, Sidewalks and Other Public Places, of the City Code Of Ordinances; updating the City's Right of Way Management Ordinances; regulating the physical use, occupancy and maintenance of the City's rights-of-way by telecommunications service and wireless network providers; providing procedures for applications for permits; establishing time periods for approval of permit applications; providing permit fees and public rights-of-way rental rates; requiring land use approval prior to placement of network nodes and node support poles in parks, residential areas, historic areas, underground areas and design areas; adopting a design manual under Chapter 284 of The Texas Local Government Code; and providing a savings clause.**

Kevin T. Hagerich, Director of Public Works, introduced the item. Background information is as follows: The City of Jersey Village has previously adopted rules pertaining to the use of the City's public rights-of-way by telecommunications providers.

Since the state legislature recently passed rules applying to the use of public rights-of-way by wireless network providers, it is necessary to update our regulations to be consistent with the newly enacted Chapter 284 the Texas Local Government Code.

At the time of agenda posting, the proposed Ordinance for this item is still being drafted. The final draft of the proposed Ordinance will be presented for Council's review as soon as it is available. In the meantime, a paper outlining the Wireless Facilities Regulation in 2017 was included in the meeting packet.

City Attorney Hayes explained that SB 1004 establishes Chapter 284 of the Texas Local Government Code. It limits the authority of a city to regulate wireless facilities installed in city rights-of-way. It also sets maximum right-of-way rental fees, permit fees, and time

DRAFT

CITY COUNCIL MEETING PACKET FOR SEPTEMBER 18, 2017

limits for processing permit applications. Under the new regulations, the City's general regulations of wireless facilities in rights-of-way must be designed to protect the public health and safety or to prevent interference with existing utilities, and the City cannot require zoning or other land use approvals except in designated areas. The designated areas include:

1. Undergrounding areas;
2. Historic areas;
3. Design areas with decorative poles; and
4. Parks & residential areas next to streets less than 50 feet in width.

She finished by stating Chapter 284 allows a City to adopt a design manual, but the design specifications must be objective, nondiscriminatory, and adopted prior to a permit application for wireless facilities. Design specifications for regular rights-of-way should be based on a health and safety concerns. Design criteria for designated areas may include aesthetic concerns, but are most defensible when they are design criteria applied to any structures placed in the right-of-way in that area. It does not allow a city to prohibit wireless facilities completely from any area of the city.

Council discussed the amendments that will eliminate Chapter 70 of the City's Code of Ordinances. City Attorney Hayes explained that this elimination is being proposed because it is the best approach and permits the new regulations to be rewritten under Chapter 58. She also stated that the fee structure has not changed. She told City Council about the team that worked on drafting this Ordinance and the process resulting in what was presented for Council's review this evening.

With no further discussion on the matter, Council Member Wubbenhorst moved to approve Ordinance No. 2017-32, amending Chapter 70, Utilities, Article IV Telecommunications, and Chapter 58 Streets, Sidewalks and Other Public Places, of the City Code Of Ordinances; updating the City's Right of Way Management Ordinances; regulating the physical use, occupancy and maintenance of the City's rights-of-way by telecommunications service and wireless network providers; providing procedures for applications for permits; establishing time periods for approval of permit applications; providing permit fees and public rights-of-way rental rates; requiring land use approval prior to placement of network nodes and node support poles in parks, residential areas, historic areas, underground areas and design areas; adopting a design manual under Chapter 284 of The Texas Local Government Code; and providing a savings clause. Council Member Mitcham seconded the motion. The vote follows:

Ayes: Council Members Mitcham, Holden, Warren, Sheppard, and Wubbenhorst

Nays: None

The motion carried.

ORDINANCE NO. 2017-32

DRAFT

CITY COUNCIL MEETING PACKET FOR SEPTEMBER 18, 2017

AN ORDINANCE OF THE CITY OF JERSEY VILLAGE, TEXAS, AMENDING CHAPTER 70, UTILITIES, ARTICLE IV TELECOMMUNICATIONS, AND CHAPTER 58 STREETS, SIDEWALKS AND OTHER PUBLIC PLACES, OF THE CITY CODE OF ORDINANCES; UPDATING THE CITY'S RIGHT OF WAY MANAGEMENT ORDINANCES; REGULATING THE PHYSICAL USE, OCCUPANCY AND MAINTENANCE OF THE CITY'S RIGHTS-OF-WAY BY TELECOMMUNICATIONS SERVICE AND WIRELESS NETWORK PROVIDERS; PROVIDING PROCEDURES FOR APPLICATIONS FOR PERMITS; ESTABLISHING TIME PERIODS FOR APPROVAL OF PERMIT APPLICATIONS; PROVIDING PERMIT FEES AND PUBLIC RIGHTS-OF-WAY RENTAL RATES; REQUIRING LAND USE APPROVAL PRIOR TO PLACEMENT OF NETWORK NODES AND NODE SUPPORT POLES IN PARKS, RESIDENTIAL AREAS, HISTORIC AREAS, UNDERGROUND AREAS AND DESIGN AREAS; ADOPTING A DESIGN MANUAL UNDER CHAPTER 284 OF THE TEXAS LOCAL GOVERNMENT CODE; AND PROVIDING A SAVINGS CLAUSE.

11. Discuss and take appropriate action regarding the City's Public Works Facility located at 12424 Taylor Road, Houston, Texas 77041.

Kevin T. Hagerich, Director of Public Works, introduced the item. Background information is as follows:

The City Council met on August 21, 2017 at 6 PM at the City's Public Works facility located on Taylor Road in order to tour the facility.

During the tour, the Council discussed the following needs concerning the remodel for the Taylor Road Facility:

1. One (1) service bay at least 45' in length to house the City's largest fire truck;
2. Four (4) Offices;
3. One (1) Training Room; and
4. Latrines with showers.

In addition to the needs for this facility, Council also discussed the following remodel issues concerning the present location for the facility:

1. The facility's slab must be elevated;
2. Detention for drainage must be addressed; and
3. Fire sprinklers/alarms.

Council engaged in discussion about alternate locations for the facility as presented during the public comment section of this agenda. Some members felt that these locations should be reviewed by Staff. Others believed that the current location is acceptable because of visibility issues concerning the equipment that is housed at the facility.

DRAFT

CITY COUNCIL MEETING PACKET FOR SEPTEMBER 18, 2017

Discussion was had regarding fire suppression systems and at what size building they become a requirement. Chief Bitz told Council that 12,000 square foot buildings must have fire suppression and smaller buildings would need a fire alarm system.

Council also discussed the need to optimize the space for the facility, suggesting that perhaps locations on this side of US HWY 290 could be utilized to eliminate the need to travel back and forth with equipment.

Council closed the discussion directing staff to report to City Council at the September 18 meeting with a proposal outlining costs.

12. Discuss and take appropriate action concerning implementation of additional measures from the Traffic Calming Plan.

Bobby Warren, Council Member, introduced the item. Background information is as follows: On April 25, 2016, City Council considered the following two (2) items in connection with the Phase II Final Report of the Traffic Calming Plan prepared by Gunda Corporation:

G1. Consider Resolution No. 2016-11, receiving the Phase II Final Report of the Traffic Calming Plan, prepared by Gunda Corporation, pertaining to existing traffic conditions and analysis thereof.

G2. Discuss and take appropriate action regarding the Traffic Calming Plan prepared by Gunda Corporation, pertaining to existing traffic conditions and analysis thereof.

This item has been requested by Council Member Warren in order to discuss implementation of additional measures from the Traffic Calming Plan.

Council Member Warren told Council that he has been approached by several residents with concerns about traffic. In response to these concerns, he wanted to discuss if there is a need to implement additional measures outlined in the Traffic Calming Plan. One concern is the US HWY 290 construction. Council discussed the process of the study and the town hall meetings that were conducted in conjunction with the study. During this process Council learned that speed bumps were not favorable and that there would be more cut through traffic with the US HWY 290 construction. They also learned that the traffic problem was not so much a cut through traffic problem, rather it was a speed problem. To address the speed, speed signs were erected and it has helped.

It was the consensus of Council that cut through traffic is from the construction on US HWY 290 and that we should wait until this project is complete and then reassess if additional measures are needed.

DRAFT

CITY COUNCIL MEETING PACKET FOR SEPTEMBER 18, 2017

13. Consider Resolution No. 2017-69, appointing members to serve as Directors on the Tax Increment Reinvestment Zone Board for the City of Jersey Village Tax Increment Reinvestment Zone No. 2.

Austin Bleess, City Manager, introduced the item. Background information is as follows: On July 17, 2017, City Council created Tax Increment Reinvestment Zone No. 2 along with an advisory board of directors to assist City Council in the operation and administration of the Zone.

The Tax Increment Reinvestment Zone Board shall consist of seven (7) Directors, as follows:

1. Five (5) Directors shall be appointed by the City Council; and
2. Two (2) Directors shall be appointed by the County Commissioners Court.

Director seats appointed by the County Commissioners Court are contingent on the County's participation in the Zone. If the County does not participate, or ceases participation, their seats on the board shall be filled by the City Council. In order to serve on the Board a person must be 18 years of age and be a resident of Harris County **or** own property in the TIRZ regardless of residency.

The City's initial Director appointments shall be: (1) three Directors for a term expiring December 31, 2018; and (2) two Directors for a term expiring December 31, 2017. Thereafter, Directors shall serve two (2) year terms beginning January 1.

The authority and responsibility of the Board expressly includes:

- Make recommendations to the city council regarding the administration of the Zone.
- Make recommendations to the city council regarding agreements that are necessary or convenient to implement the project plan and reinvestment zone financing plan.
- Make recommendations to the city council regarding agreements with local governments or political subdivisions for management of the zone or implementing the project plan and reinvestment zone financing plan.
- Make recommendations to the city council regarding the expenditure of TIF Fund Number 2 funds related to development and redevelopment of land within the zone, in conformance with the following process.
- Acting as the lead entity in working with other boards and commissions regarding incentives, regulations, infrastructure, and all other physical and economic development decisions related to the Zone.
- Providing a progress report to the city council annually, or as requested by the city council.

This item is to appoint Directors to serve on this Board.

DRAFT

CITY COUNCIL MEETING PACKET FOR SEPTEMBER 18, 2017

After the introduction, Mayor Ray called for a slate of five (5) candidates for appointment. Accordingly, Council Member Sheppard named the following slate:

Ty Camp and James Travis Singleton, Jr. for the term expiring December 31, 2017; and Ceri Davies, Jeff Butler, and James McDonald for the term expiring December 31, 2018.

Council Member Mitcham named the following slate:

James Travis Singleton, Jr. and Simon Hughes for the term expiring December 31, 2017; and Geoff Butler, James McDonald and Ty Camp for the term expiring December 31, 2018.

With no other slates being named, Council Member Wubbenhorst moved to approve for appointment those named in the slate presented by Council Member Sheppard. Council Member Sheppard seconded the motion. The vote follows:

Ayes: Council Members Warren, Sheppard, and Wubbenhorst

Nays: Council Members Holden and Mitcham

The motion carried.

RESOLUTION NO. 2017-69

A RESOLUTION OF THE CITY COUNCIL OF THE CITY OF JERSEY VILLAGE, TEXAS, APPOINTING MEMBERS TO SERVE AS DIRECTORS ON THE TAX INCREMENT REINVESTMENT ZONE BOARD FOR THE CITY OF JERSEY VILLAGE TAX INCREMENT REINVESTMENT ZONE NO. 2.

K. MAYOR AND COUNCIL COMMENTS

Pursuant to Texas Government Code § 551.0415, City Council Members and City staff may make a reports about items of community interest during a meeting of the governing body without having given notice of the report. Items of community interest include:

- Expressions of thanks, congratulations, or condolence;
- Information regarding holiday schedules;
- An honorary or salutary recognition of a public official, public employee, or other citizen, except that a discussion regarding a change in the status of a person's public office or public employment is not an honorary or salutary recognition for purposes of this subdivision;
- A reminder about an upcoming event organized or sponsored by the governing body;
- Information regarding a social, ceremonial, or community event organized or sponsored by an entity other than the governing body that was attended or is scheduled to be attended by a member of the governing body or an official or employee of the municipality; and
- Announcements involving an imminent threat to the public health and safety of people in the municipality that has arisen after the posting of the agenda.

DRAFT

CITY COUNCIL MEETING PACKET FOR SEPTEMBER 18, 2017

Council Member Warren: Council Member Warren thanked Kimberly Terrell for all her hard work and wished her well in her new position with the City of Sugarland.

Council Member Holden: Council Member Holden did not have any comments.

Council Member Mitcham: Council Member Mitcham did not have any comments.

Council Member Sheppard: Council Member Sheppard thanked Staff for all their hard work.

Council Member Wubbenhorst: Council Member Wubbenhorst thanked Staff for all their hard work.

Mayor Ray: Mayor Ray thanked Chief Bitz for all his hard work and for the pride that he and his volunteers take in the Department. He told Chief Bitz he is proud that the equipment is well maintained and for the manner in which they serve the City. He also thanked Staff and City Council for their hard work on the Settlement Agreement for Jersey Crossing.

L. ADJOURN

There being no further business on the Agenda the meeting was adjourned at 9:40 p.m.

_____
Lorri Coody, City Secretary

DRAFT

CITY COUNCIL MEETING PACKET FOR SEPTEMBER 18, 2017

MINUTES OF THE TOWN HALL MEETING OF THE CITY COUNCIL OF THE CITY OF JERSEY VILLAGE, TEXAS, HELD ON AUGUST 21, 2017 AT 6:00 P.M. 12424 TAYLOR ROAD, HOUSTON, TEXAS.

A quorum of the members of the Jersey Village City Council met at 6:00 p.m. on Monday, August 21, 2017 at 12424 Taylor Road, Houston, Texas 77041 in order to tour the City of Jersey Village's Taylor Road - Public Works Facility.

The following members attended the meeting:

Mayor, Justin Ray;
Council Member, Andrew Mitcham;
Council Member, Greg Holden;
Council Member, Bobby Warren;
Council Member, Sheri Sheppard; and
Council Member, Gary Wubbenhorst.

During the tour, the Council discussed the following needs concerning the remodel for the Taylor Road Facility:

1. One (1) service bay at least 45' in length to house the City's largest fire truck;
2. Four (4) Offices;
3. One (1) Training Room; and
4. Latrines with showers.

In addition to the needs for this facility, Council also discussed the following remodel issues concerning the present location for the facility:

1. The facility's slab must be elevated;
2. Detention for drainage must be addressed; and
3. Fire sprinklers.

With no further discussions, the tour ended at 6:42 p.m. and the meeting was adjourned.

_____
Lorri Coody, City Secretary

DRAFT

CITY COUNCIL
CITY OF JERSEY VILLAGE, TEXAS
AGENDA REQUEST

AGENDA DATE: September 18, 2017 **AGENDA ITEM**: G2

AGENDA SUBJECT: Review of Investment Policy

Department/Prepared By: Isabel Kato **Date Submitted:** August 31, 2017

EXHIBITS: Resolution 2017-71
Exhibit A - Investment Policy

BUDGETARY IMPACT:	Required Expenditure:	$0.00
	Amount Budgeted:	$0.00
	Appropriation Required:	$0.00

BACKGROUND INFORMATION:

The Texas State Legislature passed the Public Funds Investment Act in 1994 in response to financial crises in California caused when a public agency invested heavily in risky funds. To ensure public funds in Texas would not be placed in a similar situation, the act was drafted, defining the means and limitations public agencies must comply with before investing the funds. All local and state governments are bound by provisions dictated by the Public Fund Investment Act. All agencies covered by the Public Funds Investment Act must write an investment plan. This plan must address the safety of the investment and also list the types of funds into which the agency is entitled to invest. The Public Funds Investment Act places several requirements on investments made by public agencies. One of the allowable investment tools are the investment pools. All investment pools must be continuously rated at AAA or AAA-m by nationally recognized ratings agency. In the case of the City of Jersey Village, we invest in TexPool and in the City's depository bank Wells Fargo. Tex Pool currently provides investment services to over 2,000 communities throughout the State of Texas and it is also rated AAA-m by Standard & Poor's. This rating is the highest rating a local government investment pool can achieve.

Furthermore, The Texas Government Code, Public Funds Investment Act Section 2256.005(e) requires that Council review the City's investment policy and investment strategies not less than annually, and that Council adopt a written instrument by rule, order, ordinance, or resolution stating that it has reviewed the investment policy and investment strategies and that the written instrument so adopted shall record any changes made to either the investment policy or investment strategies.

The investment policy submitted for Council Review with this item contains no changes from the policy last reviewed and approved by Council on September 19, 2016.

Staff recommends that the investment policy and investment strategies be reviewed and approved in accordance with the Public Funds Investment Act.

RECOMMENDED ACTION:

Motion: To approve Resolution 2017-71, reviewing and approving the investment policy and investment strategies used for city funds in compliance with the Texas Government Code.

CITY COUNCIL MEETING PACKET FOR SEPTEMBER 18, 2017

RESOLUTION NO. 2017-71

A RESOLUTION OF THE CITY OF JERSEY VILLAGE, TEXAS, REVIEWING AND APPROVING THE INVESTMENT POLICY AND INVESTMENT STRATEGIES USED FOR CITY FUNDS IN COMPLIANCE WITH THE TEXAS GOVERNMENT CODE.

BE IT RESOLVED BY THE CITY COUNCIL OF THE CITY OF JERSEY VILLAGE, TEXAS:

That the City of Jersey Village Investment Policy, a copy of which is attached hereto as "Exhibit A" and made a part hereof, is hereby reviewed and approved in compliance with the Texas Government Code, Public Funds Investment Act Section 2256.005(e).

PASSED AND APPROVED this the **18th** day of **September**, A.D., **2017**

_____
Justin Ray, Mayor

ATTEST:

_____
Lorri Coody, City Secretary

CITY COUNCIL MEETING PACKET FOR SEPTEMBER 18, 2017

CITY OF JERSEY VILLAGE **ADMINISTRATIVE PROCEDURES**	
SUBJECT: Investment Policy	**EFFECTIVE DATE: 12/16/96**
DEPARTMENT HEAD APPROVAL: MC	**ORIGINAL DATE:**
CITY MANAGER APPROVAL: MC	**REVIEW/APPROVE:** 09/18/2017

TABLE OF CONTENTS

I. INVESTMENT AUTHORITY AND SCOPE OF POLICY 1
- General Statement 1
- Funds Included 1
- City's Investment Officer 1

II. INVESTMENT OBJECTIVES 2
- General Statement 2
- Safety and Maintenance of Adequate Liquidity 2
- Diversification 2
- Yield 2
- Maturity 2
- Quality and Capability of Investment Management 2
- Investment Strategies 2

III. INVESTMENT TYPES 3
- Prohibited 4

IV. INVESTMENT RESPONSIBILITY AND CONTROL 5
- Investment Institutions Defined 5
- Qualifications for Approval of Broker/Dealers 5
- Standards of Operation 5
- Delivery Vs. Payment 5
- Audit Control 5
- Standard of Care 6

V. INVESTMENT REPORTING AND PERFORMANCE EVALUATION 6
- Quarterly Report 6
- Notification of Investment Changes 7

VI. INVESTMENT COLLATERAL SAFEKEEPING 7
- Collateral or Insurance 7
- Safekeeping 7

ATTACHMENT A 9
- Investment Strategy 9

CITY COUNCIL MEETING PACKET FOR SEPTEMBER 18, 2017

I. INVESTMENT AUTHORITY AND SCOPE OF POLICY

General Statement

This policy serves to satisfy the statutory requirements of Local Government Code 116.112 and Government Code Chapter 2256 to define and adopt a formal investment policy. This policy will be reviewed at least annually according to Section 2256.005(e).

Funds Included

This investment policy applies to all financial assets of all funds of the City of Jersey Village, Texas, at the present time and any funds to be created in the future and any other funds held by the City, unless expressly prohibited by law or unless it is in contravention of any depository contract between the City and any bank which may have a depository contract with the City.

City's Investment Officer

The City Finance Director shall be the City's investment officers. In accordance with Sec. 116.112(a, Local Government Code and/or Chapter 2256, Sec. 2256.005(f) and (g), the investment officer may invest City funds that are not immediately required to pay obligations of the City.

If the investment officer has a personal business relationship with an entity, or is related within the second degree by affinity or consanguinity to an individual, seeking to sell an investment to the City, the investment officer must file a statement disclosing that personal business interest or relationship with the Texas Ethics Commission and the City Council in accordance with Government Code 2256.005(i).

II. INVESTMENT OBJECTIVES

General Statement

The City will invest according to investment strategies for each fund that are adopted by City Council and in accordance with this investment policy and written administrative procedures and federal and state laws.

Safety and Maintenance of Adequate Liquidity

The City of Jersey Village is concerned with the return of its principal; therefore, safety of principal is a primary objective in any and all investment

The City's investment portfolio will be structured in conformance with an asset/liability management plan which provides for liquidity necessary to pay obligations as they become due.

CITY COUNCIL MEETING PACKET FOR SEPTEMBER 18, 2017

Diversification

It will be the policy of the City of Jersey Village to diversify its portfolio to eliminate the risk of loss resulting from over concentration of assets in a specific maturity, a specific issuer or a specific class of investments. Investments of the City shall always be selected to provide for stability of income and reasonable liquidity.

Yield

It is the objective of the City to earn the maximum rate of return allowed on its investments within the policies imposed by its safety and liquidity objectives, investment strategies for each fund, and state and federal law governing investment of public funds.

Maturity

Portfolio maturities will be structured to meet the obligations of the City first and then to achieve the highest return of interest. When the City has funds that will not be needed to meet current-year obligations, maturity restraints will be imposed based upon the investment strategy for each fund. The maximum allowable stated maturity of any individual investment owned by the City is six months.

Quality and Capability of Investment Management

It is the City's policy to provide the training required by the Public Funds Act, Sec. 2256.008 and periodic training in investments for the City Investment Officer and subordinates through courses and seminars offered by professional organizations and associations in order to insure the quality, capability and currency of the City Investment Officer in making investment decisions. The investment officer shall attend at least one training session relating to the office's responsibility under the act within 12 months after assuming the duties of investment officer.

Investment Strategies

In accordance with the Public Funds Investment Act, Section 2256.005(d), a separate written investment strategy will be developed for each of the funds under the City of Jersey Village's control. Each investment strategy must describe the investment objectives for the particular fund using the following priorities of importance:

(1) understanding of the suitability of the investment to the financial requirements of the entity;
(2) preservation and safety of principal;
(3) liquidity;
(4) marketability of the investment if the need arises to liquidate the investment before maturity;
(5) diversification of the investment portfolio;

CITY COUNCIL MEETING PACKET FOR SEPTEMBER 18, 2017

(6) yield; and
(7) maturity restrictions.

Attachment A include investment strategies for all funds. In accordance with the Public Funds Investment Act, Section 2256.005(e), investment strategies will be reviewed at least annually. The review will be done within 90 days after September 30, the closing date of the City's fiscal year.

III. INVESTMENT TYPES

The City of Jersey Village Investment Officer shall use any or all of the following authorized investment instruments consistent with governing law (Government Code 2256):

A. Except as provided by Government Code 2256.009(b), the following are authorized investments:

(1) obligations of the United States or its agencies and instrumentalities;
(2) direct obligations of the State of Texas or its agencies and instrumentalities;
(3) collateralized mortgage obligations directly issued by a federal agency or instrumentality of the United States, the underlying security for which is guaranteed by an agency or instrumentality of the United States;
(4) other obligations, the principal and interest of which are unconditionally guaranteed or insured by, or backed by the full faith and credit of, this state or the United States or their respective agencies and instrumentalities; and
(5) obligations of states, agencies, counties, cities, and other political subdivisions of any state rated as to investment quality by a nationally recognized investment rating firm not less than A or its equivalent.

B. Certificates of deposit if issued by a state or national bank domiciled in this state or a savings and loan association domiciled in this state and is:

(1) guaranteed or insured by the Federal Deposit Insurance Corporation or its successor; or
(2) secured by obligations that are described by Section 2256.009(a) of the Public Funds Investment Act, including mortgage backed securities directly issued by a federal agency or instrumentality that have a market value of not less than the principal amount of the certificates, but excluding those mortgage backed securities of the nature described by Section 2256.009(b) of the Public Funds Investment Act; or

C. A fully collateralized repurchase agreement, as defined in the Public Funds Investment Act, that:

(1) has a defined termination date;
(2) is secured by obligations described by Section 2256.009(a)(1) of the Public

CITY COUNCIL MEETING PACKET FOR SEPTEMBER 18, 2017

Funds Investment Act; and

(3) requires the securities being purchased by the City to be pledged to the City, held in the City's name, and deposited at the time the investment is made with the City or with a third party selected and approved by the City; and
(4) is placed through a primary government securities dealer, as defined by the Federal Reserve, or a financial institution doing business in this state.

Notwithstanding any law, the term of any reverse security repurchase agreement may not exceed 90 days after the date the reverse security repurchase agreement is delivered.

Money received by the City under the terms of a reverse security repurchase agreement shall be used to acquire additional authorized investments, but the term of the authorized investments acquired must mature not later than the expiration date stated in the reverse security repurchase agreement.

E. Eligible investments pools (as discussed in the Public Funds Investment Act, Sec. 2256.016-2256.019) if the City Council by resolution authorizes investment in the particular pool. An investment pool shall invest the funds it receives from entities in authorized investments permitted by the Public Funds Investment Act. The City by contract may delegate to TexPool the authority to hold legal title as custodian of investments purchased with its local funds.

Prohibited

The City of Jersey Village Investment Officer does not have authority to use any of the following investment instruments which are strictly prohibited:

(1) obligations whose payment represents the coupon payments on the outstanding principal balance of the underlying mortgage-backed security collateral and pay no principal;
(2) obligations whose payment represents the principal stream of cash flow from the underlying mortgage-backed security collateral and bears no interest;
(3) collateralized mortgage obligations that have a stated final maturity date of greater than 10 years; and
(4) collateralized mortgage obligations the interest rate of which is determined by an index that adjusts opposite to the changes in a market index.

CITY COUNCIL MEETING PACKET FOR SEPTEMBER 18, 2017

IV. INVESTMENT RESPONSIBILITY AND CONTROL

Investment Institutions Defined

The City of Jersey Village Investment Officer shall invest City funds with any or all of the following institutions or groups consistent with federal and state law and the current depository bank contract:

(1) any depository bank
(2) Other state or national banks domiciled in Texas that are insured by FDIC
(3) TexPool

Qualifications for Approval of Broker/Dealers

In accordance with 2256.005(k), a written copy of this investment policy shall be presented to any person seeking to sell to the City an authorized investment. The registered principal of the business organization seeking to sell an authorized investment shall execute an affidavit substantially to the effect that the registered principal has:

(1) received and thoroughly reviewed the investment policy of the City; and
(2) acknowledged that the City has implemented reasonable procedures and controls in an effort to preclude imprudent investment activities arising out of investment transactions conducted between the City and the organization.

The investment officer may not buy any securities from a person who has not delivered to the City an affidavit in substantially the form provided above according to Section 2256.005(1).

Standards of Operation

The City Investment Officer shall develop and maintain written administrative procedures for the operation of the investment program, consistent with this investment policy.

Delivery Vs. Payment

It will be the policy of the City that all Treasury Bills, Notes and Bonds and Government Agencies' shall be purchased using the "Delivery vs. Payment" (DVP) method through the Federal Reserve System. By so doing, City funds are not released until the City has received, through the Federal Reserve wire, the securities purchased.

Audit Control

The City of Jersey Village City Council, will have an annual financial audit of all City funds by an independent auditing firm, as well as an annual compliance audit of management controls on investments and adherence to the City established investment policies in accordance with Gov. Code 2256.005(m)

CITY COUNCIL MEETING PACKET FOR SEPTEMBER 18, 2017

Standard of Care

In accordance with Government Code 2256.006, investments shall be made with the same judgment and care, under prevailing circumstances, that a person of prudence, discretion, and intelligence would exercise in the management of the person's own affairs, not for speculation, but for investment, considering the probable safety of capital and the probable income to be derived. Investment of funds shall be governed by the following investment objectives, in order of priority: preservation and safety of principal; liquidity; and yield.

In determining whether an investment officer has exercised prudence with respect to an investment decision, the determination shall be made taking into consideration:

(1) the investment of all funds, or funds under the City's control, over which the officer had responsibility rather than a consideration as to the prudence of a single investment; and
(2) whether the investment decision was consistent with the written investment policy of the City.

V. INVESTMENT REPORTING AND PERFORMANCE EVALUATION

Quarterly Report

In accordance with Government Code 2256.023, the Investment Officer shall prepare and submit to the City Council not less often than quarterly a written report of investment transactions for all funds for the preceding reporting period within a reasonable time after the end of the period. The report must:

(1) describe in detail the investment position of the City on the date of the report;
(2) be prepared by the Investment Officer;
(3) be signed by Investment Officer;
(4) contain a summary statement of each pooled fund group that states the:
    a. beginning market value for the reporting period;
    b. additions and changes to the market value during the period; and
    c. ending market value for the period;
(5) state the book value and market value of each separately invested asset at the beginning and end of the reporting period by the type of asset and fund type invested;
(6) state the maturity date of each separately invested asset that has a maturity date;
(7) state the account or fund or pooled group fund in the City for which each individual investment was acquired; and
(8) state the compliance of the investment portfolio of the City as it relates to:
    a. the investment strategy expressed in the City's investment policy; and
    b. relevant provisions of this chapter.

CITY COUNCIL MEETING PACKET FOR SEPTEMBER 18, 2017

(9) state the total rate of return.
(10) state the Market Value of pledged securities.

Notification of Investment Changes

It shall be the duty of the City Investment Officers to notify the City Council of any significant changes in current investment methods and procedures prior to their implementation, regardless of whether they are authorized by this policy or not.

VI. INVESTMENT COLLATERAL SAFEKEEPING

Collateral or Insurance

The City of Jersey Village Investment Officer shall insure that all City funds are fully collateralized or insured consistent with federal and state law and the current depository contract. Unless the City approves a surety bond as provided by law, the depository bank shall secure the funds of the City by pledging with the City, subject to the approval of the City as to kind and vale, "investment securities' as defined by Article 2529b-1, Vernon's Texas Civil Statutes.

The securities pledged shall be transferred to and held by hereinafter referred to as the "Safekeeping Bank". The securities pledged shall have a separate financial institution approved by the City, a market value greater than or equal to one hundred percent (100%) of the funds which the City may have on deposit at any one time, reduced by the amount of Federal Deposit Insurance Corporation (FDIC) insurance available. Should the market value of the securities pledged ever be less than one hundred percent (100%) of the funds secured, the Bank shall immediately cause additional securities approved by the City to be pledged with the City, in such aggregate amount as may be necessary to restore the market value of the securities pledged to one hundred percent (100%) of the amount of funds secured. The Bank shall have the right to substitute or withdraw pledged securities upon obtaining prior written approval of the City.

The City Council may, by written order, require the Depository bank to execute a new bond or pledge additional or other securities at any time the City Council considers it advisable or necessary for protection of the City. If the Depository Bank fails for any reason to comply within five (5) days of service of the order, the City may terminate this Contract. The City Council must approve all securities prior to their being pledged. Securities may only be released form pledge by resolution of the City Council. The City Council's executed resolution, or a certified copy thereof, constitutes written proof of the release.

Safekeeping

All purchased securities shall be held in safekeeping by the City, by a third party financial institution, or by the Federal Reserve Bank.

All certificates of deposit, insured by the FDIC, purchased outside the Depository Bank shall be held

CITY COUNCIL MEETING PACKET FOR SEPTEMBER 18, 2017

in safekeeping by either the City or a third party financial institution.

All pledged securities by the Depository Bank shall be held in safekeeping by the City, by a third party financial institution, or a Federal Reserve Bank.

The security agreement(s) for all purchased securities will adhere to the Financial Institutions Reform, Recovery, and Enforcement Act of 1989 (FIRREA) э 1823(e), guidelines, which requires that to be valid against the FDIC a security agreement, including a pledge of collateral for a deposit, must satisfy the following requirements:

1. The pledge must be in writing.
2. The pledge agreement must be approved by the depository's board of directors or loan committee, and that approval must be reflected in the minutes of the board or committee.
3. The pledge agreement must be an official record of the depository from the time it was executed.

CITY COUNCIL MEETING PACKET FOR SEPTEMBER 18, 2017

ATTACHMENT A

Investment Strategy

The City of Jersey Village maintains portfolios which utilize three specific investment strategy considerations designed to address the unique characteristics of the fund groups represented in the portfolios:

A. Investment strategies for operating funds and commingled pools containing operating funds have as their primary objective to assure that anticipated cash flows are matched with adequate investment liquidity. The secondary objective is to create a portfolio structure which will experience minimal volatility during economic cycles. This may be accomplished by purchasing high quality, short-to-medium-term securities which will complement each other in a laddered or barbell maturity structure. The dollar weighted average maturity of 365 days or less will be calculated using the stated final maturity date of each security.

B. Investment strategies for debt service funds shall have as the primary objective the assurance of investment liquidity adequate to cover the debt service obligation on the required payment date. Securities purchased shall not have a stated final maturity date which exceeds the debt service payment date.

C. Investment strategies for special projects or special purpose fund portfolios will have as their primary objective to assure that anticipated cash flows are matched with adequate investment liquidity. The stated final maturity dates of securities held should not exceed the estimated project completion date.

The City may use TexPool, to accomplish this strategy.

CITY COUNCIL MEETING PACKET FOR SEPTEMBER 18, 2017

CITY COUNCIL
CITY OF JERSEY VILLAGE, TEXAS
AGENDA REQUEST

AGENDA DATE: September 18, 2017

AGENDA ITEM: G3

AGENDA SUBJECT: Nomination of Appraisal District Board Member

Department/Prepared By: Lorri Coody, City Secretary

Date Submitted: August 11, 2017

EXHIBITS: Resolution No. 2017-72
Harris County Appraisal District Letter
Mike Sullivan Résumé
Ed Heathcott Recommendation

BUDGETARY IMPACT:	Required Expenditure:	$
	Amount Budgeted:	$
	Appropriation Required:	$

CITY MANAGER APPROVAL: NMC

BACKGROUND INFORMATION:

Harris County Appraisal District has requested the City's participation in nominating a member for the Harris County Appraisal District's Board of Directors. Ed Heathcott, who presently serves on this Board, is **not** seeking nomination.

Mike Sullivan is seeking nomination for this position.

RECOMMENDED ACTION

MOTION: To approve Resolution No. 2017-72, nominating a candidate to serve on the Harris County Appraisal District's Board of Directors.

CITY COUNCIL MEETING PACKET FOR SEPTEMBER 18, 2017

RESOLUTION NO. 2017-72

A RESOLUTION OF THE CITY COUNCIL OF THE CITY OF JERSEY VILLAGE, TEXAS, NOMINATING A CANDIDATE FOR A POSITION ON THE BOARD OF DIRECTORS OF THE HARRIS COUNTY APPRAISAL DISTRICT.

WHEREAS, those cities and towns other than the City of Houston within the Harris County Appraisal District have the right and responsibility to elect one person to the board of directors of the Harris County Appraisal District for a term of office commencing on January 1, 2018, and extending through December 31, 2019, and;

WHEREAS, this governing body desires to exercise its right to nominate a candidate for such position on said board of directors; now, therefore;

BE IT RESOLVED BY THE CITY COUNCIL OF THE CITY OF JERSEY VILLAGE, TEXAS

Section 1. That the facts and recitations set forth in the preamble of this resolution be, and they are hereby, adopted, ratified, and confirmed.

Section 2. That Mike Sullivan be, and he is hereby, nominated as a candidate for that position on the board of directors of the Harris County Appraisal District to be filled by those cities and towns other than the City of Houston within the Harris County Appraisal District for a two year term of office commencing on January 1, 2018.

Section 3. That the presiding officer of the governing body of this taxing unit be, and he or she is hereby, authorized and directed to deliver or cause to be delivered a certified copy of this resolution to the chief appraiser of the Harris County Appraisal District no later than October 15, 2017.

PASSED AND APPROVED this the **18th** day of **September, 2017**.

_____
Justin Ray, Mayor

ATTEST:

_____
Lorri Coody, City Secretary

Harris County Appraisal District
Interoffice Memorandum

OFFICE OF CHIEF APPRAISER

TO: PRESIDING OFFICERS OF TAXING UNITS
SERVED BY THE HARRIS COUNTY APPRAISAL DISTRICT

FROM: ROLAND ALTINGER, CHIEF APPRAISER

SUBJECT: SELECTION OF APPRAISAL DISTRICT BOARD MEMBERS

DATE: AUGUST 14, 2017

Your taxing unit participates in selecting members of the Harris County Appraisal District's board of directors. The board is composed of six members who serve two-year terms, all of which expire December 31, 2017. This memorandum describes the process of selecting directors for the two-year term that begins January 1, 2018.

Functions of the Board

The appraisal district appraises all property in the county for ad valorem tax purposes. The board of directors is the governing body for the district. This board employs the chief appraiser, sets general policies for the district, and adopts the budget for the district. By law, board members cannot communicate with the chief appraiser regarding appraisals. There is no compensation for service on the appraisal district board of directors; however, directors are reimbursed for travel expenses if incurred. The board of directors typically meets once a month.

Participating Units

The current method of selecting directors was established by resolutions of the county, cities, and school districts participating in the appraisal district in 1981. The method of selection was modified in 1991 after the law was changed to provide a voting entitlement to conservation and reclamation districts and has also been modified to provide a voting entitlement for junior college districts. Sec. 6.031, Tax Code, authorizes an appraisal district to vary both the size and the method of selecting its board members.

The six members of the Harris County Appraisal District's board of directors are selected as follows:

CITY COUNCIL MEETING PACKET FOR SEPTEMBER 18, 2017

- One member appointed by the Harris County Commissioners Court.
- One member appointed by the Houston City Council.
- One member appointed by the board of trustees of the Houston Independent School District.
- One member appointed by votes of the city councils of the cities other than Houston. Each city council casts a single vote. The candidate who receives the most votes is elected.
- One member appointed by votes of the boards of trustees of the school districts other than Houston Independent School District and by the boards of directors of the junior colleges with territory in Harris County. Each school district board casts a single vote. The junior college districts collectively cast a single vote. The candidate who receives the most votes is elected.
- One member appointed by votes of the governing bodies of the conservation and reclamation districts that participate in the appraisal district. Each body casts a single vote. The candidate who receives the most votes is elected.

In the event the county appoints someone other than the county assessor-collector to the board, the county assessor-collector will serve ex-officio in a non-voting capacity as a seventh member.

Board members whose terms expire December 31, 2017, are:

- Ed Heathcott, Chairman, representing cities & towns, except City of Houston
- Pete Pape, Secretary, representing junior college districts and school districts other that Houston ISD
- Wanda Adams, Assistant Secretary, representing Houston ISD
- Ann Harris Bennett, Ex-Officio Member, Harris County Tax Assessor-Collector
- Jim Robinson, Member, representing Harris County
- Glenn E. Peters, Member, representing conservation and reclamation districts
- Al Odom, Member, representing City of Houston

Eligibility Requirements

An individual must satisfy certain residency, employment, and conflict-of-interest requirements to be eligible to serve on the board of directors.

Residency: The candidate must be a resident of Harris County, and must have resided in the county for at least two years immediately preceding the date he or she takes office. The appraisal district's boundaries are the same as those for Harris County.

Employment: An employee of a taxing unit served by the appraisal district is ineligible, with one exception. An employee may serve if the employee is also a member of the governing body or an elected official of a taxing unit that participates in the district. For example, a member of the governing body of a school district who is also a city employee would be *eligible* to serve on the appraisal district's board of directors. Elected officials or members of governing bodies who are not employed by taxing units are also *eligible* to serve on the board.

An individual is *ineligible* to serve on an appraisal district board of directors if the individual has engaged in the business of appraising property for compensation for use in proceedings under this title or of representing property owners for compensation in proceedings under this title in the appraisal district at any time during the preceding five years.

CITY COUNCIL MEETING PACKET FOR SEPTEMBER 18, 2017

Conflict-of-interest: A candidate may not serve if the candidate is related to a person who is in the business of appraising property or represents property owners for a fee in proceedings in the appraisal district. Relatives barred are those within the second degree by consanguinity (blood) or affinity (marriage). These persons include: spouse, children, brothers and sisters, parents, grandparents, and grandchildren. The spouse's relatives in the same degree are included.

A candidate who contracts with the appraisal district for any purpose, or who contracts with a taxing unit served by the district for a property tax related purpose, may not serve. The same rule applies to candidates who have a substantial interest in businesses contracting with the appraisal district (for any purpose) or with the taxing unit (for property tax purposes). A candidate has a substantial interest if the candidate or the candidate's spouse has combined ownership of at least ten percent (10%) of the voting stock or shares of the business. A candidate also has a substantial interest if the candidate or the candidate's spouse is a partner, limited partner, or an officer of the business. These prohibitions on contracting continue for the duration of the affected director's term of office.

The appraisal district may not employ any person who is related to an appraisal district director within the second degree by affinity or the third degree by consanguinity. The provision applies to existing employees at the time the director takes office and to employees hired during the director's term.

Delinquent taxes: Texas law makes a person ineligible to serve as an appraisal district director if he or she has delinquent property taxes owing to any taxing unit 60 days after the person knew or should have known of the delinquency.

Selection Procedures
The procedures for selecting members of the board of directors for the two-year term beginning on January 1, 2018, are as follows:

For Cities and Towns Other Than the City of Houston

The cities and towns other than the City of Houston appoint one member by majority vote of their city council. The process for these cities and towns involves two steps: nomination and election.

Nomination
The city council of each city and town has the right to nominate a single candidate for the position. To nominate, the governing body must adopt a resolution nominating the candidate by formal action. The mayor, as presiding officer of the city council, must submit the nominee's name to the chief appraiser of the Harris County Appraisal District no later than Sunday, **October 15, 2017.** The mayor must provide a certified copy of the resolution and may include a cover letter naming the nominee.

CITY COUNCIL MEETING PACKET FOR SEPTEMBER 18, 2017

Election
Before Monday, October 30, 2017, the chief appraiser will prepare a ballot listing the nominees in alphabetical order. The chief appraiser will deliver a copy of the ballot to the mayor of each voting city or town.

No later than Friday, **December 1, 2017**, each city council must cast its vote for one of the nominees, formally adopt a resolution naming the person for whom it votes, and submit an official copy to the chief appraiser. *Ballots received by the chief appraiser after December 1 may not be counted.*

By **December 15, 2017**, the chief appraiser will count the votes, declare the results, and notify the winner, the nominees, and the managers of each city and town. A tie vote will be resolved by a method of chance chosen by the chief appraiser.

For Junior Colleges and School Districts Other Than the Houston Independent School District

With the exception described below for junior college districts, exactly the same procedure described for cities and towns above applies to the selection of the member who represents junior colleges and school districts other than Houston ISD. The board of trustees of the school districts must nominate and elect following the deadlines and procedures described above.

The four junior college districts with territory in Harris County may participate in the selection of the member who represents school districts other than Houston ISD and the junior colleges. However, the junior college districts collectively have the same voting authority as a single school district. The boards of trustees of junior college districts may each nominate a candidate following the deadlines and procedures described above. However, the four junior colleges collectively have a single vote in the election. Each board of trustees may cast a vote by resolution and file the resolution with the chief appraiser. The collective vote will be automatically cast for the candidate who receives the most votes from among the junior colleges. As an example, if one candidate receives three votes and another receives one vote, the junior colleges will be deemed to have collectively cast their vote for the candidate who received the three votes.

For Conservation and Reclamation Districts

The procedure and timetable for selecting the member who represents the conservation and reclamation districts are the same as that described above for small cities and school districts.

The conservation and reclamation districts that participate in the appraisal district may cast a single vote. The candidate who receives the most votes is elected.

CITY COUNCIL MEETING PACKET FOR SEPTEMBER 18, 2017

For Harris County, the City of Houston,
and the Houston Independent School District

By **December 15, 2017**, the governing body of each of these entities appoints a single person to represent it on the board. Each governing body must formally adopt a resolution naming the person who will serve as a board member and submit it to the chief appraiser at the address shown below:

Roland Altinger
Harris County Appraisal District
13013 Northwest Freeway
P. O. Box 920975
Houston, TX 77292-0975

To assist you in this process, I have enclosed a suggested form of resolution for the nomination of a candidate to the board of directors of the Harris County Appraisal District.

We invite your questions or comments on the board selection process. Please do not hesitate to call me at (713) 957-5670.

Sincerely,

Roland Altinger, RPA, CAE, CTA, CCA
Chief Appraiser

Attachments
cc: HCAD Board Members
Tax Assessors
Attorneys

CITY COUNCIL MEETING PACKET FOR SEPTEMBER 18, 2017

Mike Sullivan

4811 Shore Hills Dr. ❖ Kingwood, TX 77345 ❖ (713) 898-6969 ❖ [redacted]

Energetic results-oriented professional and elected official experienced in advocacy, working with local, state and federal elected officials, their staff and various agencies. Proven history of working across party lines to achieve desired results. Active with Greater Houston Partnership, multiple chambers of commerce, economic development corporations, special districts and trade associations. Extensive experience in outreach, social media, communications and consensus building.

EXPERIENCE

ELECTED OFFICES:

January 2013 – December 2016
Harris County Tax Assessor-Collector and Voter Registrar
Successfully managed 500 employees in 16 separate branches with a $28 million budget and collected over $6 billion in taxes annually. Worked closely with the City of Houston, Houston ISD, Harris County Port of Houston Authority and 70 other municipalities and jurisdictions.

January 2008 – December 2012
Houston City Council Member District E
Chair of Ethics and Council Governance, Water Resources Management, and Redistricting while serving under two different administrations. Council district included NASA/Johnson Space Center, Ellington Airport, Port of Houston, six school districts, and four community college districts. Designated as City/County Liaison for Hurricane Ike by Mayor Bill White, with major responsibilities before, during, and after the storm.

May 2004 – April 2007
Humble ISD Board of Education Trustee
Served as an At-Large Trustee in a fast-growth public school district. Growth necessitated building multiple new schools, redrawing school boundaries, and advocating for funding at the Texas Legislature.

GOVERNMENTAL APPOINTMENTS:

Texas Military Preparedness Commission (2015-2017) – Governor Abbott
Harris County Appraisal District Board of Directors – Commissioners Court
Task Force on Unfunded Mandates – Governor Perry
Executive Committee of the Region H Water Planning Group – Governor Bush

PRIVATE SECTOR:

Jan. 2017-Present
Director of Governmental and Public Affairs, *Group 1 Automotive (NYSE: GPI)*
Responsible for all, governmental and public affairs activities for this Fortune 500 company. Interface with all departments to effect best outcomes for the company. Decision making authority on corporate giving and philanthropy programs. Work with various industry and trade associations in the automotive, business, and property tax fields.

1978 – Present
President/Owner, *Mike Sullivan Interests, LLC* *(and predecessor entities)*
Entity formed to hold various personal and business interests, from industrial sales and services to real estate brokerage. Also provide consulting, marketing, sales, administrative, and strategic planning services to various small businesses.

1978 – Present
Licensed Texas Real Estate Broker

EDUCATION

2012 – 2015
Bachelor of Science – University of Houston-Downtown
Major in Political Science; Minor in International Relations

2009 – 2011
Associate of Arts – Lone Star College-Kingwood

CITY COUNCIL MEETING PACKET FOR SEPTEMBER 18, 2017

Mike Sullivan

4811 Shore Hills Dr. ❖ Kingwood, TX 77345 ❖ (713) 898-6969 ❖ [redacted]

ACTIVITIES

Honorary Advisory Director, The 100 Club of Houston
Advisory Council Member, Hospital Corporation of America/Gulf Coast Division
Life Member and Lifetime Committeeman, Houston Livestock Show & Rodeo
Advisory Director, Camp Allen
Chairman, University of Houston Leadership and Supervision Advisory Board

CITY COUNCIL MEETING PACKET FOR SEPTEMBER 18, 2017

Lorri Coody

From: Ed and Renee Heathcott [redacted]
Sent: Thursday, September 14, 2017 8:11 AM
To: Lorri Coody
Subject: HCAD Nomination

Lorri,

Mike Sullivan, former Harris County Tax Assessor-Collector, is the recommended individual by HCMCA to serve suburban cities on the HCAD Board. He will be introduced at the September HCMCA meeting next week.

I served with him three years on the HCAD Board when he represented Harris County. I believe he is well qualified and would do a good job representing suburban cities in my place.

Thank you,

Ed Heathcott

Ed and Renée Heathcott
713-662-2606

CITY COUNCIL MEETING PACKET FOR SEPTEMBER 18, 2017

CITY COUNCIL - CITY OF JERSEY VILLAGE, TEXAS - AGENDA REQUEST

AGENDA DATE: September 18, 2017 **AGENDA ITEM**: H1

AGENDA SUBJECT: Consider Ordinance No. 2017-34, approving the request of the Board of Directors of the Crime Control and Prevention District to amend the 2016-2017 Crime Control and Prevention District's Budget in the amount of $35,007.00, and authorize the purchase of a 2017 Chevrolet Tahoe from the Crime Control and Prevention District Fund.

Dept./Prepared By: C. E. Foerster, Chief of Police **Date Submitted**: September 11, 2017

EXHIBITS: Ordinance No. 2017-34
Exhibit A – Resolution No. 2017-04 from the CCPD
Exhibit B – Transfer to the Capital Replacement Revenue Fund
Exhibit C – Transfer to the Capital Replacement Vehicles Fund
TML Insurance Settlement Documentation

BUDGETARY IMPACT:		
	Required Expenditure:	$ 35,007.00
	Amount Budgeted:	$
	Appropriation Required:	$ 35,007.00

BACKGROUND INFORMATION:

On August 8, 2017, while responding to an accident scene, Unit #1402, a 2014 Chevrolet Tahoe, was struck by a box truck and sustained major damage. The Tahoe was subsequently totaled by TML, the City's insurance provider.

Presently, the department is short one patrol unit, and is requesting funding to purchase a new Tahoe to replace the totaled unit, as soon as possible. The City has received a quote from Siddons Martin Emergency Group (Attached to Exhibit A), for a 2017 Chevrolet Tahoe for a total of $53,282.00. Siddons Martin is a Buy Board contract vendor. After receiving an insurance settlement in the amount of $18,275.00, the total funding required for the purchase is $35,007.00.

The budget amendment is a three part process that first moves the funds from the CCPD fund balance into the CCPD Budget – Equipment Purchase Contribution – 50-27-9781 (Exhibit A). The funds will then be transferred to the Capital Replacement Fund by increasing line item 07-71-9764 (Exhibit B) and then to line item 07-72-6580 – Capital Replacement Vehicles Fund (Exhibit C) in order to make the purchase.

Staff has heretofore requested that the CCPD amend its budget to accommodate this purchase. It is anticipated that the CCPD Board will recommend that its 2016-2017 budget be amended in the amount of $35,007.00 to accommodate the funding necessary for the purchase of the 2017 Chevrolet Tahoe. In that event, Council must approve the CCPD Board's recommendation to amend its budget. This item is to accomplish the approval of the CCPD Board's actions in connect with this budget amendment.

RECOMMENDED ACTION:

MOTION: Approve Ordinance No. 2017-34, approving the request of the Board of Directors of the Crime Control and Prevention District to amend the 2016-2017 Crime Control and Prevention District's Budget in the amount of $35,007.00, and authorize the purchase of a 2017 Chevrolet Tahoe from the Crime Control and Prevention District Fund.

ORDINANCE NO. 2017-34

AN ORDINANCE OF THE CITY OF JERSEY VILLAGE, TEXAS, APPROVING THE REQUEST OF THE BOARD OF DIRECTORS OF THE CRIME CONTROL AND PREVENTION DISTRICT TO AMEND THE 2016-2017 CRIME CONTROL AND PREVENTION DISTRICT'S BUDGET IN THE AMOUNT OF $35,007.00 AND AUTHORIZING THE PURCHASE OF A 2017 CHEVROLET TAHOE FROM THE CRIME CONTROL AND PREVENTION DISTRICT FUND; AND PROVIDING FOR SEVERABILITY.

WHEREAS, the Directors of the City of Jersey Village Crime Control and Prevention District have heretofore met to consider an amendment to the District's fiscal year budget beginning October 1, 2016 and ending September 30, 2017 in the amount of $35,007.00 in order to purchase a 2017 Chevrolet Tahoe; and

WHEREAS, a 2014 Chevrolet Tahoe was totaled while performing police duties; and

WHEREAS, the patrol unit was determined to be a total loss by the City's insurance company, Texas Municipal League (TML); and

WHEREAS, the City has received a quote from Siddons Martin Emergency Group; a Buy Board contract vendor, for the purchase of a 2017 Chevrolet Tahoe and equipment package to replace the totaled patrol unit in the amount of $53,282.00 ("Exhibit B") which includes all ancillary costs; and

WHEREAS, the City will be receiving an insurance settlement for the totaled vehicle in the amount of $18,275.00, which will be used towards the purchase of the replacement vehicle; and

WHEREAS, subsequent to the adoption of the annual budget for the Jersey Village Crime Control and Prevention District for the fiscal year beginning October 1, 2016, and ending September 30, 2017, the District had not anticipated this expenditure changes; and

WHEREAS, the Board of Directors of the Crime Control and Prevention District has recommended that such budget be amended to reflect such revenues and expenditures in accordance with their approved Resolution No. 2017-04 attached hereto and made a part hereof as "Exhibit A"; and

WHEREAS, the City Council finds and determines that the budget should be amended as recommended by the Board of Directors of the District and that such amendment to the budget is necessary; **NOW THEREFORE**,

BE IT ORDAINED BY THE CITY COUNCIL OF THE CITY OF JERSEY VILLAGE, TEXAS THAT:

Section 1. The recitals contained in the preamble to this Ordinance are found to be true and correct and are hereby adopted.

Section 2. The annual budget of the City of Jersey Village, Texas for the fiscal year beginning October 1, 2016, and ending September 30, 2017, is hereby amended in the amount of $35,007.00 by increasing the appropriations in accordance with the Crime Control and Prevention District's Resolution No. 2017-04 attached hereto and made a part hereof as "Exhibit A."

CITY COUNCIL MEETING PACKET FOR SEPTEMBER 18, 2017

Additionally, the annual budget of the City of Jersey Village, Texas for the fiscal year beginning October 1, 2016, and ending September 30, 2017, is hereby amended by increasing the appropriations to the accounts contained herein as provided in the attached:

- Exhibit B – Budget Amendment form Capital Replacement Fund by increasing line item 07-71-9764 (Crime Control Equipment Purchase Contribution) in the amount not to exceed $35,007.00.
- Exhibit C – Budget Amendment form Capital Replacement Fund by increasing line item 07-72-6580 (Vehicles) in the amount not to exceed $35,007.00.

Section 3. In the event any section, paragraph, subdivision, clause, phrase, provision, sentence, or part of this Ordinance or the application of the same to any person or circumstance shall for any reason be adjudged invalid or held unconstitutional by a court of competent jurisdiction, it shall not affect, impair, or invalidate this Ordinance as a whole or any part or provision hereof other than the part declared to be invalid or unconstitutional; and the City Council of the City of Jersey Village, Texas declares that it would have passed each and every part of the same notwithstanding the omission of any such part of this declared to be invalid or unconstitutional, or whether there be one or more parts.

PASSED AND APPROVED this 18th day of September, 2017.

_____

Justin Ray, Mayor

ATTEST:

_____

Lorri Coody, City Secretary

CITY COUNCIL MEETING PACKET FOR SEPTEMBER 18, 2017

RESOLUTION NO. 2017-04

A RESOLUTION OF THE BOARD OF DIRECTORS OF THE JERSEY VILLAGE CRIME CONTROL AND PREVENTION DISTRICT, AMENDING THE BUDGET OF SUCH DISTRICT FOR THE FISCAL YEAR BEGINNING OCTOBER 1, 2016, AND ENDING SEPTEMBER 30, 2017 IN THE AMOUNT OF $35,007.00; AND AUTHORIZING THE PURCHASE OF A 2017 CHEVROLET TAHOE FROM THE CRIME CONTROL AND PREVENTION DISTRICT FUND; AND PROVIDING FOR SEVERABILITY.

WHEREAS, a 2014 Chevrolet Tahoe was totaled while performing police duties; and

WHEREAS, the patrol unit was determined to be a total loss by the City's insurance company, Texas Municipal League (TML); and

WHEREAS, the City has received a quote from Siddons Martin Emergency Group; a Buy Board contract vendor, for the purchase of a 2017 Chevrolet Tahoe and equipment package to replace the totaled patrol unit in the amount of $53,282.00 ("Exhibit B") which includes all ancillary costs; and

WHEREAS, the City will be receiving an insurance settlement for the totaled vehicle in the amount of $18,275.00, which will be used towards the purchase of the replacement vehicle; and

WHEREAS, subsequent to the adoption of the annual budget for the Jersey Village Crime Control and Prevention District for the fiscal year beginning October 1, 2016, and ending September 30, 2017, the District had not anticipated this expenditure change; and

WHEREAS, the City Manager recommends that such budget be amended to reflect such purchase and expenditure in accordance with Budgetary Transfer Amendment Request Forms attached hereto and made a part hereof as "Exhibit A; and

WHEREAS, the District Board of Directors finds and determines that the budget should be amended as recommended by the City Manager in order to purchase a 2017 Chevrolet Tahoe; **NOW THEREFORE**,

BE IT RESOLVED BY THE BOARD OF DIRECTORS OF THE JERSEY VILLAGE CRIME CONTROL AND PREVENTION DISTRICT THAT:

The annual budget of the Jersey Village Crime Control and Prevention District for the fiscal year beginning October 1, 2016, and ending September 30, 2017, is hereby amended in the amount of $35,007.00 by increasing the appropriations to the accounts contained therein as provided in "Exhibit A", attached hereto and made a part hereof subject to approval of the City Council of the City of Jersey Village.

PASSED AND APPROVED this 18th day of September, 2017.

_____

ATTEST: Justin Ray, President

_____

Lorri Coody, Secretary

CITY COUNCIL MEETING PACKET FOR SEPTEMBER 18, 2017

CITY OF JERSEY VILLAGE
BUDGET TRANSFER / AMENDMENT REQUEST FORM

☐ I request the following budget transfer between line item within the same division:

From Line Item	To Line Item	Amount

☑ I request the following amendment to the current budget to increase the overall budget by the amount designated below: **Only one item per form.**

From the fund balance of:	To Line Item	Amount
☐ General Fund		
☐ Utility Fund		
☐ Capital Improvements Fund		
■ Other CCPD	50-27-9781	$35,007.00

Justification

Amendment required for an appropriation from the Crime Control Fund Balance in order to transfer from the Crime Control Prevention District Fund to the Capital Replacement Crime Control Revenue Fund.

This budget transfer is necessary for the purchase of a 2017 Chevy Tahoe to replace unit #1402, which was totaled as a result of a collision. The City has received a quote from Siddons Martin Emergency Group for the purchase of the new vehicle and related equipment package for the total of $53,282.00. After receiving an insurance settlement of $18,275.00, the funding required totals $35,007.00.

Requested by: C.E. Date 9-1-17

Finance: Sufficient Funds ✓ Exist o Do Not Exist: Date 9/6/17

City Manager: Approved / Not Approved: Date 9/5/17

CITY COUNCIL MEETING PACKET FOR SEPTEMBER 18, 2017

Siddons-Martin Emergency Group
1364 E Richey Rd
Houston TX USA 77073
Phone #:(281) 219-1920
Fax #: (281) 219-2560

Estimate #: 2403186
Tag Number:
Date and Time In: 8/22/2017 - 4:19 PM
Date and Time Out: 8/22/2017 - 4:19 PM
Promised Date - Time: 8/22/2017 - 4:19 PM
Cashed Out Date:

ESTIMATE

Remit To: PO Box 610101 Dallas Tx, 75261-0101

Service Advisor: (A00S) Glenn Schimcek

Jersey Village, City of 1003539
16501 Jersey Drive
Jersey Village TX 77040

Work: (713) 466-2133 Email: jdelagarza@ci.jersey-village.tx.us

Veh Info: 17 CHEVY TAHOE
Serial Numbers:

In-Srv: **Miles/Hrs In:** **Out:** **Plate #:**
Color Ex: **Int:**

Repair Description	VIN	Second VIN	Mech #	Type	Qty
1				Wholesale	
PARTS AND LABOR					
...	2017 CHEVY TAHOE PPV - DALLAS COUNTY				1.00
GB2SP3J	LEGACY 55 R/B/W				1.00
STPKT93	WHELEN TAHOE 2015 LIGHTBAR STRAP KIT tahoe #93				1.00
INSTALL LIGHTBAR	ROOF MOUNT				1.00
CCSRN3	CENCOM SAPPHIRE SIREN SYSTEM				1.00
INSTALL CENCOM	CENTER CONSOLE				1.00
SA315P	SA315P SPEAKER, BLACK PLASTIC				1.00
SAK1	SA-315 MOUNT KIT UNIVERSAL				1.00
INSTALL SPEAKER	GRILL MOUNT				1.00
TADF6-33000	6-LT 500 SERIES DUO-COLOR T/A - RED/BLUE				1.00
SID006	TADF6 BRACKET				1.00
INSTALL TADF6	REAR WINDOW - EVS STYLE				1.00
VTX609R	VERTEX SUPER-LED LIGHT RED				4.00
INSTALL VERTEX	REAR TAIL AND BRAKE LIGHT				4.00
SSFPOSI6	SOLID STATE HEADLIGHT FLASHER				1.00
INSTALL WIGWAG	CUT GREEN WIRE - FRONT ONLY				1.00
M4J	WHELEN M4 SERIES LIGHT HEAD RED/BLUE SPLIT				2.00
SID003	GO INDUSTRIES M4 BRKT				2.00
INSTALL M4	FORWARD FACING ON PB				2.00
38737	Push Bumper - Center Section Only				1.00
INSTALL PUSHBUMPER	CHASSIS MOUNT				1.00
IONSMJ	SURFACE MT ION LT RED/BLU				2.00
INSTALL IONS	SIDE OF PUSH BUMPER - INTERSECTION LIGHT				2.00
MBCT15JJ	ION MIRROR-BEAM TAHOE RB/RB				2.00
INSTALL MIRRORBEAM	RIGHT AND LEFT SIDE MIRRORS				2.00
VTX609J	VERTEX SUPER-LED SPLIT RED/BLU				2.00
INSTALL VERTEX	FRONT HEADLIGHTS				2.00
P46FLC	PAR-46 8 DEG LED FLOOD SPOTLIGHT 12V				1.00
INSTALL SPOTLIGHT	REMOVE HALOGEN LIGHT				1.00
2015-TAH-FS	Full size console for 2015 and up Console Tahoe				1.00
INSTALL CONSOLE	PP ONLY - DOES NOT APPLY TO OTHERS				2.00

CITY COUNCIL MEETING PACKET FOR SEPTEMBER 18, 2017

Siddons-Martin Emergency Group
1364 E Richey Rd
Houston TX USA 77073
Phone #:(281) 219-1920
Fax #: (281) 219-2560

Estimate #: 2403186
Tag Number:
Date and Time In: 8/22/2017 - 4:19 PM
Date and Time Out: 8/22/2017 - 4:19 PM
Promised Date - Time: 8/22/2017 - 4:19 PM
Cashed Out Date:

ESTIMATE

Remit To: PO Box 610101 Dallas Tx, 75261-0101

Service Advisor: (A00S) Glenn Schimcek

Jersey Village, City of
16501 Jersey Drive
Jersey Village TX 77040

1003539

Work: (713) 466-2133 Email: jdelagarza@ci.jersey-village.tx.us

Veh Info: 17 CHEVY TAHOE
Serial Numbers:

In-Srv: **Miles/Hrs In:** **Out:** **Plate #:**
Color Ex: **Int:**

IONSMR	SURFACE MT ION LT RED	2.00
IONSMB	SURFACE MT ION LT BLUE	2.00
IONSMC	SURFACE MT ION LT WHITE	2.00
INSTALL IONS	RUNNING BOARDS - R/W/B	6.00
IONJ	ION LIGHT RED/BLUE	2.00
IONGROM	ION SERIES BODY MOUNT GROMMET	2.00
INSTALL GROMS	REAR HATCH ON SWITCH - EVS STYLE	2.00
DP4BBRR	DOMINATOR PLUS 4-LINZ6 B/B/R/R	6.00
SID005	DP4 TAHOE BRKT	6.00
INSTALL DP4	2 EACH SIDE WINDOW - 2 REAR BELOW TADF6	6.00
2208	Level III 2 drawer Poly vault 11" d	1.00
INSTALL POLYVAULT	REAR MOUNT - CUT CARGO	1.00
425-1188	Articulated - 1" x 13.75"	1.00
INSTALL	SIDE FRONT CONSOLE	1.00
PSSP5700T15A	Passenger ½ Sliding Polycarbonate W	1.00
INSTALL PARTITION	EVS INSTALL	1.00
S5705T15-OSB	NEW - GREY ABS TRANSPORT SEAT/CARGO/SEAT MT KIT	1.00
INSTALL SEAT	CUT REAR CARGO FOR POLY VAULT	1.00
75863	Stinger DS HPL - 120V AC/12V DC	1.00
INSTALL FLASHLIGHT	IN RECESS PANEL	1.00
GRAPHICS OSD	UNIT NUMBER WILL BE	1.00
INSTALLKIT	WIRE, LOOM, FUSES, BREAKERS RELAYS, HEAT SHRINK	1.00
FRT	FREIGHT	1.00
NMO-60-300-M1-N	NMO KIT WITH CONNECTOR AND 25 RG58 CABLE	1.00
REMOVE CAMERA	REMOVE COBAN SYSTEM FROM WRECKED UNIT	1.00
INSTALL CAMERA	BEHIND PASSENGERS SEAT	1.00
REMOVE GUNLOCK	FROM WRECKED UNIT	1.00
INSTALL GUNLOCK	ON PARTITION UP HIGH	1.00
REMOVE	FROM WRECKED UNIT	1.00
INSTALL	NEED TOP MOUNTING PLATE FOR NEW UNIT	1.00
TINT	WINDOW TINT - FRONT WINDOWS - LEGAL - DARK	1.00
REMOVE RADAR	FROM WRECKED UNIT - NEED ALL ANTENNAS	1.00
INSTALL RADAR	MAY NEED NEW REAR ANTENNA - CSP	1.00

CITY COUNCIL MEETING PACKET FOR SEPTEMBER 18, 2017

Siddons-Martin Emergency Group
1364 E Richey Rd
Houston TX USA 77073
Phone #:(281) 219-1920
Fax #: (281) 219-2560

Estimate #: 2403186
Tag Number:
Date and Time In: 8/22/2017 - 4:19 PM
Date and Time Out: 8/22/2017 - 4:19 PM
Promised Date - Time: 8/22/2017 - 4:19 PM
Cashed Out Date:

ESTIMATE

Remit To: PO Box 610101 Dallas Tx, 75261-0101

Service Advisor: (A00S) Glenn Schimcek

There will be a 30% restocking fee charged for all returned items based upon the sales price of the item. All Special Order items are ineligible for returns. Special order items include, but are not limited to, any customer driven specification of the item requested or ordered at the direct request of customer.

ESTIMATE

Ext Price:	$53,282.00
Sales Tax:	$0.00
Total:	$53,282.00
- Deductible:	$0.00
- Deposits:	$0.00
Amount Due:	**$53,282.00**
Amt Tendered:	$0.00
Chg Returned:	$0.00

We (the Customer) are responsible for all costs and expenses listed on this invoice. I, the undersigned, am authorized to agree, on behalf of the owner of the vehicle, to pay all outstanding charges in accordance with the terms and conditions agreed between us and the Company. Unless otherwise stated, all invoices are due and payable 30 days from the date of invoice. We have granted the Company, its employees, and agents permission to operate the vehicle on any streets as necessary for testing, inspection, or other services requested. We are responsible for insuring the vehicle at all times. We release the Company for any loss, damage, or theft of any items left in the vehicle for any reason. All parts and labor on this invoice are warranted for purpose and fitness for 90 days from the date of the invoice. In order to recover against any warranty, we agree to return the vehicle to the Company for all warranty repairs. Failure to return the vehicle cancels all warranties provided. All other warranties are expressly disclaimed by Company.This estimate/quote is only valid for 30 days.Acknowledged and Received by:_____

There will be a 30% restocking fee charged for all returned items based upon the sales price of the item. All Special Order items are ineligible for returns. Special order items include, but are not limited to, any customer driven specification of the item requested or ordered at the direct request of customer.

CITY COUNCIL MEETING PACKET FOR SEPTEMBER 18, 2017

CITY OF JERSEY VILLAGE
BUDGET TRANSFER / AMENDMENT REQUEST FORM

☐ I request the following budget transfer between line item within the same division:

From Line Item	To Line Item	Amount

☑ I request the following amendment to the current budget to increase the overall budget by the amount designated below: **Only one item per form.**

From the fund balance of:	To Line Item	Amount
☐ General Fund		
☐ Utility Fund		
■ Capital Replacement Fund	07-71-9764	$35,007.00
☐ Other _____		

Justification

Amendment required for a transfer from the Crime Control Prevention District Fund to the Capital Replacement Crime Control Revenue Fund.

This is a two-part budget transfer for the purchase of a 2017 Chevy Tahoe to replace unit #1402, which was totaled as a result of a collision. The City has received a quote from Siddons Martin Emergency Group for the purchase of the new vehicle and related equipment package for the total of $53,282.00. After receiving an insurance settlement of $18,275.00, the funding required totals $35,007.00.

Requested by: C.E. Date 9-1-17

Finance: Sufficient Funds, ☑ Exist o Do Not Exist: Date 9/5/17

City Manager: Approved / Not Approved: Date 9/5/17

Exhibit B

CITY COUNCIL MEETING PACKET FOR SEPTEMBER 18, 2017

CITY OF JERSEY VILLAGE
BUDGET TRANSFER / AMENDMENT REQUEST FORM

☐ I request the following budget transfer between line item within the same division:

From Line Item	To Line Item	Amount

☑ I request the following amendment to the current budget to increase the overall budget by the amount designated below: **Only one item per form.**

From the fund balance of:	To Line Item	Amount
☐ General Fund		
☐ Utility Fund		
■ Capital Replacement Fund	07-72-6580	$35,007.00
☐ Other _____		

Justification

Amendment required for an appropriation to line item 07-72-6580 (Vehicles).

This is a two-part budget transfer for the purchase of a 2017 Chevy Tahoe to replace unit #1402, which was totaled as a result of a collision. The City has received a quote from Siddons Martin Emergency Group for the purchase of the new vehicle and related equipment package for the total of $53,282.00. After receiving an insurance settlement of $18,275.00, the funding required totals $35,007.00.

Requested by: C.E. Date 9-1-17

Finance: Sufficient Funds ☑ Exist o Do Not Exist: Date 9/6/17

City Manager: Approved / Not Approved: Date 9/5/17

CITY COUNCIL MEETING PACKET FOR SEPTEMBER 18, 2017

Lorri Coody

From: Trelena Collins
Sent: Tuesday, September 5, 2017 12:37 PM
To: Lorri Coody
Subject: FW: AU63954 - total loss vehicle

FYI

From: Trelena Collins
Sent: Wednesday, August 23, 2017 2:28 PM
To: 'Scott Curby' <scurby@tmlirp.org>
Subject: RE: AU63954 - total loss vehicle

Hi Scott,

The chief would like to settle at the full amount as they don't usually keep salvage.

They expect that the vehicle should be prepared for pickup by mid-week next week. What are the next steps?

Best Regards,
Trelena

From: Scott Curby [mailto:scurby@tmlirp.org]
Sent: Tuesday, August 22, 2017 3:28 PM
To: Trelena Collins <TCollins@ci.jersey-village.tx.us>
Subject: AU63954 - total loss vehicle

RE: 2014 Chevrolet Tahoe (1GNLC2E00ER198582), police unit# 1402

Hello Trelene,

Hope your day is going well so far. The vehicle was inspected and deemed a total loss.

Settlement = $18,775.00 market value - $500.00 deductible = $18,275.00

Deduct $4,241.00 salvage if the City chooses to keep the vehicle. Please advise how you would like us to proceed.

Sincerely,

Scott Curby
Liability/Property Claims
Texas Municipal League IRP
512-491-2436 x436

CITY COUNCIL
CITY OF JERSEY VILLAGE, TEXAS
AGENDA REQUEST DISCUSSION FORM

AGENDA DATE: September 18, 2017

AGENDA ITEM: H2

AGENDA SUBJECT: Appointment of members to the Planning and Zoning Commission (P&Z) and the Capital Improvements Advisory Committee (CIAC), the Board of Adjustment (BOA), the Building Board of Adjustment and Appeals (BBOAA), the Recreation and Events Committee (R&E), and the Golf Course Advisory Committee (GCAC).

Department/Prepared By: Lorri Coody **Date Submitted:** September 14, 207

EXHIBITS: Resolution No. 2017-73
Exhibit A - List of Members for Appointment

MEMBER INITIAL APPLICATIONS	–	**NEW APPLICATIONS**
P&Z and CIAC	–	P&Z and CIAC
BOA	–	BOA - None
BBOAA	–	BBOAA
R&E	–	R&E
GCAC	–	GCAC

CURRENT MEMBERSHIP ATTENDANCE ROSTERS
P&Z and CIAC
BOA
BBOAA
R&E
GCAC

BACKGROUND INFORMATION:

Several member appointments on various Boards, Commissions, and Committees have expired and need reappointing.

RECOMMENDED ACTION:

Appoint members for the terms outlined on the List of Members attached to the proposed resolution.

CITY COUNCIL MEETING PACKET FOR SEPTEMBER 18, 2017

RESOLUTION NO. 2017-73

A RESOLUTION OF THE CITY COUNCIL OF THE CITY OF JERSEY VILLAGE, TEXAS, APPOINTING MEMBERS TO THE PLANNING & ZONING COMMISSION AND CAPITAL IMPROVEMENTS ADVISORY COMMITTEE, BOARD OF ADJUSTMENT, BUILDING BOARD OF ADJUSTMENT AND APPEALS, GOLF COURSE ADVISORY COMMITTEE; AND RECREATION AND EVENTS COMMITTEE.

WHEREAS, the city council of the City of Jersey Village regularly appoints members to volunteer boards, committees, and commissions; and

WHERAS, various members are appointed for one-year and two-year terms; and

BE IT RESOLVED BY THE CITY COUNCIL OF THE CITY OF JERSEY VILLAGE, TEXAS

THAT, the following persons are appointed for one-year and two-year terms to various boards, commissions, and committees, as more fully described in the attached "Exhibit A."

PASSED AND APPROVED this the **18th** day of **September, 2017.**

_____
Justin Ray, Mayor

ATTEST:

_____
Lorri Coody, City Secretary

CITY COUNCIL MEETING PACKET FOR SEPTEMBER 18, 2017

Exhibit A – List of Appointed Members for Terms Beginning October 1, 2017

The Planning and Zoning Commission and the Capital Improvements Advisory Committee

In accordance with Resolution 2015-19, members of the Planning and Zoning Commission (P&Z) shall act as the Capital Improvements Advisory Committee (CIAC) as provided by Section 395.058 of the Local Government Code. Therefore, in making appointments to the P&Z, Council must insure that at least one of the appointments must be a representative of the real estate, development, or building industry and must not an be employee or official of Jersey Village. Currently, Joyce Berube, a member serving on the P&Z and on the CIAC, meets the requirement of being a representative of the real estate industry. She is not currently up for reappointment as her current term ends September 30, 2018. Additionally, applicant Junious Williams, IV has real estate development experience.

Currently, there are two vacant positions on the P&Z or the CIAC. The term of office for Positions 1, 2, 3, and 4 on both boards will expire on September 30, 2017. The new term for these positions begins on October 1, 2017 and will end on September 30, 2019.

There are seven (7) new applications on file with the City Secretary from residents interested in serving on this Commission. The interested applicants are as follows:

Geoff Butler, James Travis Singleton, Jr., Ty Camp, James MacDonald, Ceri Davies, Junious Williams, IV, and Jon R. Peterson.

In addition to any pending applications mentioned above, the following members currently serving on the P&Z and on the CIAC desire re-appointment:

P&Z and CIAC	POSITION	FIRST APPOINTED	CURRENT TERM ENDS
Incumbent does not desire re-appointment	1	09/16	09/30/17
VACANT	2	07/09	09/30/17
BARBARA FREEMAN	3	02/10	09/30/17
JOSEPH J. PAUL	4	12/15	09/30/17

William P. Dillion, who has served on the Commission in Position 1 since September 2016, does not desire reappointment, and Michael R. O'Neal who has served on the Commission in Position 2 since July of 2009 has tendered his resignation as he has moved away from the City.

In consideration of the new applicant(s) desiring appointment to this Commission and the desire of those seeking re-appointment, Council approves the following appointments to the P&Z and CIAC for the positions and terms listed:

P&Z and CIAC	POSITION	TERM BEGINS	TERM ENDS
	1	10/01/17	09/30/19
	2	10/01/17	09/30/19
	3	10/01/17	09/30/19
	4	10/01/17	09/30/19

The Board of Adjustment

Currently, there are no vacant positions on the Board of Adjustment. However, the term for Positions 1, 2, 3, and A1 will expire on September 30, 2017. The new term for these positions begins on October 1, 2017 and will end on September 30, 2019.

There following residents have filed applications seeking consideration for appointment to this board:

Ceri Davies

In addition any pending application mentioned above, the following members currently serving on the Board desire re-appointment:

	POSITION	FIRST APPOINTED	CURRENT TERM ENDS
HENRY R. HERMIS, JR.	1	10/95	09/30/17
JOE PENNINGTON	2		09/30/17
THOMAS SIMCHAK	3	04/09	09/30/17
DOYLE STUCKEY	A1	09/15	09/30/17

In consideration of the new applicant(s) desiring appointment to this Board and the desire of those seeking re-appointment, Council approves the following appointments to this Board for the positions and terms listed:

	POSITION	TERM BEGINS	TERM ENDS
	1	10/01/17	09/30/19
	2	10/01/17	09/30/19
	3	10/01/17	09/30/19
	A1	10/01/17	09/30/19

Building Board of Adjustment and Appeals

Currently, there are no vacant positions on the Building Board of Adjustment and Appeals; however, the term of office for Positions 5, 6, and 7 will expire on September 30, 2017. The new term for these positions begins on October 1, 2017 and will end on September 30, 2019.

The following residents have filed applications seeking consideration for appointment to this board:

Ceri Davies and James Travis Singleton, Jr.

In addition to any pending applications mentioned above, the following members currently serving on the Board desire re-appointment:

	POSITION	FIRST APPOINTED	CURRENT TERM ENDS
ARI FLEITMAN	5	10/08	09/17
MICHAEL O'KELLEY	6	3/96	09/17
GARY VOSSLER	7	3/96	09/17

In consideration of the new applicant(s) desiring appointment to this Board and the desire of those seeking re-appointment, Council approves the following appointments to this Board for the positions and terms listed:

	POSITION	TERM BEGINS	TERM ENDS
	5	10/17	09/19
	6	10/17	09/19
	7	10/17	09/19

Recreation and Events Committee

Currently, there are no vacant positions on the Recreation and Events Committee. The term of office for Positions 1, 2, 3, and 4 will expire on September 30, 2017. The new term for these positions begins on October 1, 2017 and will end on September 30, 2019.

There following residents have filed applications seeking consideration for appointment to this committee:

Ceri Davies and Jon R. Peterson

In addition to any pending applications mentioned above, the following members currently serving on this committee desire re-appointment:

	POSITION	FIRST APPOINTED	CURRENT TERM ENDS
BRIDGET MARTINEZ	1	09/15	09/17
REBECCA LOZANO	2	05/13	09/17
DAVID L. LOCK	3	09/15	09/17
ROBERT KRAUSS	4	09/13	09/17

In consideration of the new applicant(s) desiring appointment to this Committee and the desire of those seeking re-appointment, Council approves the following appointments to this Board for the positions and terms listed:

	POSITION	TERM BEGINS	TERM ENDS
	1	10/17	09/19
	2	10/17	09/19
	3	10/17	09/19
	4	10/17	09/19

Golf Course Advisory Committee

Currently, there is one vacant position on the Golf Course Advisory Committee. The term of office for Positions 1 through 7 all will expire on September 30, 2017. The new term for these positions begins on October 1, 2017 and will end on September 30, 2018.

There following residents have filed applications seeking consideration for appointment to this committee:

Ceri Davies

In addition to any new applicants, all of the current members desire re-appointment to this Committee for a one year term beginning October 1, 2017 and ending September 30, 2018. The current members of this Committee are as follows:

	POSITION	FIRST APPOINTED	CURRENT TERM ENDS
VANCE BURNHAM	1	11/04	09/30/17
GREG FAIR	2	05/09	09/30/17
JANE ARNETT	3	04/12	09/30/17
DAVID L. LOCK	4	03/14	09/30/17
RONALD SCHIELKE	5	09/12	09/30/17
ROBERT KARLIN	6	10/14	09/30/17
Incumbent does not desire re-appointment	7	10/11	09/30/17

James Sappington, who has served on the Committee in Position 7 since September 2012, does not desire reappointment.

In consideration of the new applicant(s) desiring appointment to this Committee and the desire of those seeking reappointment, Council approves the following appointments to this Committee for a one year term beginning October 1, 2017 and ending September 30, 2018:

	POSITION	TERM BEGINS	TERM ENDS
	1	10/01/17	09/30/18
	2	10/01/17	09/30/18
	3	10/01/17	09/30/18
	4	10/01/17	09/30/18
	5	10/01/17	09/30/18
	6	10/01/17	09/30/18
	7	10/01/17	09/30/18

CITY COUNCIL - CITY OF JERSEY VILLAGE, TEXAS - AGENDA REQUEST

AGENDA DATE: September 18, 2017 **AGENDA ITEM:** H3

AGENDA SUBJECT: Consider Resolution No. 2017-74, authorizing action for the 2018 Health Insurance Plan Year.

Department/Prepared By: Austin Bleess **Date Submitted:** September 14, 2017

EXHIBITS: Resolution 2017-74

BACKGROUND INFORMATION:

Throughout the budget process we discussed the wages and benefits for employees. Health insurance was a topic that Council discussed heavily. We recently received our rerate numbers from TML IEBP, which is our health insurance provider.

For the budget we projected a 20% increase in health insurance rates. This was based on a few items. First our claims rate is at 120% of premiums. Second our health insurance pool has seen higher rerates this year with the average community seeing a 10% increase in health insurance rates. Finally, there is a lot of uncertainty in the health insurance market place right now given the discussion on the national level.

Our rerate came in at 20% over our current rates.

TML IEBP has been a very good, and very competitive way for the city to get health insurance at reasonable costs. Since 2009 our health insurance rates have only gone up 31%, which is less than 3.4% each year. That is much better than average. Even with this large increase this year our 10-year average breaks down to 5.1%, which is still better than average.

Historically the Council has authorized staff to go out for bids if the increase was more than 10%. We can still do that if the Council wishes.

Since 2009 we have offered the same medical plans, the High Plan and the Standard Plan, with the main difference being deductibles. Because of the rate increase we have requested rates for different plans so we can compare. We are also negotiating for a better rerate on our current plans. However, as of this writing we have not yet received those new rates. We may have that information in time for the Council meeting.

If the Council is interested in offering just the standard plan we could do that. We would save about $124,000.

From what I have heard in talking with other managers around the area and state is that a 10% increase this year is not uncommon. Given everything surrounding the health care debate nationally there is a lot of uncertainty in the market place. Given our claims rating for this year I would anticipate a 7%-10% increase from what other average communities are seeing. So while this increase is quite high, if we can get them to bring down the numbers a bit I think it would be beneficial to stay with TML for our health insurance.

Staff is looking for direction from the Council on if they'd like us to go out for bid or if we should stay with TML, and if we stay with TML if we should look to switch plans or not.

RECOMMENDED ACTION:

MOTION: To approve Resolution No. 2017-74, authorizing action for the 2018 Health Insurance Plan Year by selecting one of the three options listed.

RESOLUTION NO. 2017-74

A RESOLUTION OF THE CITY COUNCIL OF THE CITY OF JERSEY VILLAGE, TEXAS, AUTHORIZING ACTION FOR THE 2018 HEALTH INSURANCE PLAN YEAR.

WHEREAS, TML re-rate numbers are used in determining the need to request proposals for employee group benefits and these numbers are not yet finalized; and

WHEREAS, action on health insurance plans will be required by October 1, 2017; **NOW THEREFORE**,

BE IT RESOLVED BY THE CITY COUNCIL OF THE CITY OF JERSEY VILLAGE, TEXAS THAT:

Section 1.

_____: Option 1 - Should there be an increase in Texas Municipal League Intergovernmental Employee Benefits Pool's re-rate numbers over _____% of the current medical premiums for either plan; staff is directed to go out for request for proposals for employee group benefits.

_____: Option 2 - Staff is directed to renew health insurance plans with Texas Municipal League Intergovernmental Employee Benefits Pool at the best possible rate, including but not limited to eliminating the current High Plan and offering a different lower cost plan.

_____: Option 3 - Staff is directed to renew health insurance plans with Texas Municipal League Intergovernmental Employee Benefits Pool at the best possible rate with the High Plan and Standard Plan as offered today.

PASSED AND APPROVED this the 18th day of September, 2017.

_____
Justin Ray, Mayor

ATTEST:

_____
Lorri Coody, City Secretary

CITY COUNCIL MEETING PACKET FOR SEPTEMBER 18, 2017

I. MAYOR AND COUNCIL COMMENTS

Pursuant to Texas Government Code § 551.0415, City Council Members and City staff may make a reports about items of community interest during a meeting of the governing body without having given notice of the report. Items of community interest include:

- Expressions of thanks, congratulations, or condolence;
- Information regarding holiday schedules;
- An honorary or salutary recognition of a public official, public employee, or other citizen, except that a discussion regarding a change in the status of a person's public office or public employment is not an honorary or salutary recognition for purposes of this subdivision;
- A reminder about an upcoming event organized or sponsored by the governing body;
- Information regarding a social, ceremonial, or community event organized or sponsored by an entity other than the governing body that was attended or is scheduled to be attended by a member of the governing body or an official or employee of the municipality; and
- Announcements involving an imminent threat to the public health and safety of people in the municipality that has arisen after the posting of the agenda.

J. CLOSE THE REGULAR SESSION

Close the Regular Session to Convene into Executive Session pursuant to the Texas Open Meetings Act, Government Code Section 551.074 – Personnel Matters.

K. EXECUTIVE SESSION

1. Pursuant to the Texas Open Meetings Act Section 551.074 - Personnel Matters, conduct an Executive Session in order to deliberate the appointment, employment, evaluation, reassignment, duties, discipline, or dismissal of the City Secretary. *City Council*

2. Pursuant to the Texas Open Meetings Act Section 551.074 - Personnel Matters, conduct an Executive Session in order to deliberate the appointment, employment, evaluation, reassignment, duties, discipline, or dismissal of the City Manager. *City Council*

3. Deliberations regarding economic development incentives, pursuant to the Texas Open Meetings Act Section 551.087. *City Council*

L. ADJOURN EXECUTIVE SESSION

Adjourn the Executive Session, stating the date and time the Executive Session ended and Reconvene the Regular Session.

CITY COUNCIL
CITY OF JERSEY VILLAGE, TEXAS
AGENDA REQUEST

AGENDA DATE: September 18, 2017

AGENDA ITEM: M1

AGENDA SUBJECT: Consider setting the City Secretary's compensation for budget year 2017-2018.

Dept./Prepared By: Lorri Coody, City Secretary **Date Submitted**: September 11, 2017

EXHIBITS:

BUDGETARY IMPACT:	Required Expenditure:	$
	Amount Budgeted:	$
	Appropriation Required:	$

CITY MANAGER APPROVAL:

BACKGROUND INFORMATION:

After conducting the City Secretary's Evaluation in Executive Session, this item is to set the City Secretary's compensation for budget year 2017-2018.

Should City Council desire to increase the City Secretary's compensation, a suggested motion is provided below.

RECOMMENDED ACTION:

MOTION: I move to set the City Secretary's compensation for budget year 2017-2018 at _____.

CITY COUNCIL MEETING PACKET FOR SEPTEMBER 18, 2017

CITY COUNCIL
CITY OF JERSEY VILLAGE, TEXAS
AGENDA REQUEST

AGENDA DATE: September 18, 2017

AGENDA ITEM: M2

AGENDA SUBJECT: Consider setting the City Manager's salary for budget year 2017-2018.

Dept./Prepared By: Lorri Coody, City Secretary **Date Submitted**: September 11, 2017

EXHIBITS:

BUDGETARY IMPACT:	Required Expenditure:	$
	Amount Budgeted:	$
	Appropriation Required:	$

CITY MANAGER APPROVAL:

BACKGROUND INFORMATION:

After conducting the City Manager's Evaluation in Executive Session, this item is to set the percent by which the City Manager's salary shall be increased for budget year 2017-2018.

Should City Council desire to increase the City Manager's salary, a suggested motion is provided below.

RECOMMENDED ACTION:

MOTION: I move to increase the City Manager's Salary by _____% for budget year 2017-2018.

CITY COUNCIL MEETING PACKET FOR SEPTEMBER 18, 2017

CITY COUNCIL
CITY OF JERSEY VILLAGE, TEXAS
AGENDA REQUEST

AGENDA DATE: September 18, 2017

AGENDA ITEM: M3

AGENDA SUBJECT: Discuss and take appropriate action on items discussed in Executive Session regarding Economic Development incentives.

Dept./Prepared By: Lorri Coody, City Secretary **Date Submitted**: September 11, 2017

EXHIBITS:

BUDGETARY IMPACT:	Required Expenditure:	$
	Amount Budgeted:	$
	Appropriation Required:	$

CITY MANAGER APPROVAL:

BACKGROUND INFORMATION:

This item is to discuss and take appropriate action on items discussed in Executive Session regarding Economic Development incentives.

RECOMMENDED ACTION:

MOTION: N/A

CITY COUNCIL MEETING PACKET FOR SEPTEMBER 18, 2017